OUR MISSION

Enhancing our community by providing quality recreational opportunities, facilities, parks and open space

DES PLAINES PARK DISTRICT

David L. Markworth Board Room • 2222 Birch Street, Des Plaines, IL

TUESDAY, SEPTEMBER 22, 2026 6:00 pm

AGENDA

1. CALL TO ORDER and ROLL CALL
2. CHANGES TO THE AGENDA
3. PRESENTATIONS
4. COMMENTS FROM THE COMMUNITY
5. APPROVAL OF THE CONSENT AGENDA
   - A. **Regular Board Meeting Minutes – August 18, 2026**
   - B. **Executive Session Meeting Minutes – August 18, 2026**
   - C. **Special Meeting Minutes – None**
   - D. **Voucher Bills:**

August 14, 2026	$	679,708.29
August 28, 2026	$	498,691.38

   - E. **Payroll:**

August 07, 2026	$	534,252.60
August 21, 2026	$	453,652.16
6. M-NASR REPORT **- None**
7. MONTHLY REPORTS
   - A. **Executive Director**
   - B. **Director of Facilities & Recreation**
   - C. **Director Parks & Planning**
   - D. **Director of Business**
     - D.1 **Financials**
   - E. **Director of Administration & HR**
8. UNFINISHED BUSINESS
   - A. **Algonquin Bridge - Discussion Only**
9. NEW BUSINESS
   - A. **Action Item 9 – A: Approval of the Annual Comprehensive Financial Report for Year Ended April 30, 2026**
10. CORRESPONDENCE
11. COMMISSIONER COMMENTS
12. EXECUTIVE SESSION

    Pursuant to the Open Meetings Act: 5 ILCS 120/2(c)(6) for the purposes of discussing the setting of a price for sale or lease of property owned by the Park District and pursuant to 5 ILCS 120/2(c)(1) for the purposes of discussing personnel matters.
13. RETURN TO OPEN SESSION
14. ADJOURNMENT

Agenda Item 1

Call to Order & Roll Call

- *President Doerr*
- *Vice President Haas*
- *Treasurer Williams*
- *Commissioner Grady*
- *Commissioner Osinski*

Agenda Item 2

Changes to the Agenda

Agenda Item 3

Presentations

Agenda Item 4

Comments from the Community

- *3 minutes per speaker. Speaker should state full name and address.*

Agenda Item 5

Approval of the Consent Agenda

- *Regular Board Meeting Minutes (08/18)*
- *Executive Session Meeting Minutes (8/18)*
- *Voucher Bills ($1,178,399.67)*
- *Payroll ($987,904.76)*

At this time, I ask the Park Board of Commissioners to make the following motion:

"I move that the Des Plaines Park District Board of Commissioners approve the Consent Agenda for September 22, 2026, as listed."

Agenda Item 5 – A,B,C,D,E

Action requested

DATE: September 22, 2026

TO: Board of Commissioners

FROM: Don Miletic, Executive Director

SUBJECT: **Approval of the Consent Agenda**

Dear Park Board of Commissioners,

The following items are listed for the consent agenda:

CONSENT AGENDA

A. REGULAR BOARD MEETING MINUTES – August 18, 2026
B. EXECUTIVE SESSION MEETING MINUTES – August 18, 2026
C. SPECIAL MEETING MINUTES –None

D. VOUCHER BILLS:

a. August 14, 2026 $ 679,708.29
b. August 28, 2026 $ 498,691.38

E. PAYROLL:

a. August 07,2026 $ 534,252.60
b. August 21, 2026 $ 453,652.16

At this time, I ask the Park Board of Commissioners to make the following motion:

"I move that the Des Plaines Park District Board of Commissioners approve the Consent Agenda for September 22, 2026, as listed."

DES PLAINES PARK DISTRICT
REGULAR PARK BOARD MEETING MINUTES
AUGUST 18, 2026

1. CALL TO ORDER/ROLL CALL

President Erin Doerr called to order the regular meeting of the Park Board for August 18th, 2026 at 6:00 PM. Commissioners answering present to the roll call in person were Commissioner Grady, Commissioner Eli Williams, Vice President Jana Haas, Commissioner Alan Osinski and President Erin Doerr.

Staff present were Executive Director, Donald Miletic; Director of Revenue Facilities and Recreation, Brian Panek; Director of Parks & Planning, Aurelio Marquez; Director of Business, Annette Curtis; Director of Administration & HR, Nicole Dale and Superintendent of Administration, Liz Vinakos.

Guests Present: Guests from sign-in sheet.

2. CHANGES TO THE AGENDA – None

3. PRESENTATIONS - None

4. COMMENTS FROM THE COMMUNITY

- Jennifer Poonsapaya commented on the Mystic Waters financials and the budgeting process. Asked what plans are for Mystic Waters going forward.
- James Carl commented on how nice the golf complex is. Asked if there is a written policy on purchase of alcohol. Asked what the summer camp hiring policy is and asked if the Park District received Foxtail's full $5,000.

5. APPROVAL OF THE CONSENT AGENDA

A. REGULAR MEETING MINUTES – July 21, 2026
B. EXECUTIVE SESSION MINUTES – None
C. SPECIAL MEETING MINUTES – July 15, 2026

D. VOUCHER BILLS:

July 02, 2026	$ 334,506.56
July 18, 2026	$ 563,531.20

E. PAYROLL:

July 10, 2026	$ 547,840.76
July 24, 2026	$ 543,911.88

Motion by Commissioner Osinski to approve the Consent Agenda for August 18, 2026, as listed.
Seconded by: Commissioner Grady

Discussion: None

Roll call: Commissioner Haas, Aye; Doerr, Aye; Grady, Aye; Williams, Aye; Osinski, Aye
Ayes: 5, Nays: 0, Absent: 0
Motion Carried: 5-0-0

6. M-NASR Report: Executive Director Don Miletic discussed that there was an update from the M-NASR executive director, Trisha, in the packet. Stated that he heard the golf event went really well.

7. MONTHLY REPORTS

A. Executive Director:

Executive Director Miletic congratulated Director Curtis on her retirement, stating this was her last board meeting. Executive Director Miletic continued that Annette was instrumental in the great budget and tax levy presentations and emphasized that there was only a 1% increase in taxes levied this year. Further he thanked Annette for finishing the audit and stated he appreciated everything she had done, wishing her well in retirement. Nahid Khumawala was introduced as the new Director of Business for the District going forward. Executive Director Miletic mentioned that the financial auditors will be onsite in September and brought up the financial stability of Mystic Waters. Stated that transfers may occur from the Recreation fund to Mystic, as per the budget, and if the District needs it, it will use it towards capital expenses. He mentioned how using the funds is a replacement for going out for bonds, noting recent equipment repairs. Stated Mystic Waters does not need to close at this time, and there has been incorrect information circulating on social media. Executive Director Miletic addressed the hiring of part-time staff, stating that there is a process for summer recruiting and previous seasonal staff might be brought back but employment is not guaranteed. In terms of addressing the question presented by Mr. James Carl, Executive Director Miletic stated that the Foxtail on theLake did donate 5k to Friends of the Parks, and yes, the Park District does have policy for alcohol use. It was stated that weather had been challenging for staff to run operations recently. Peter, IT, the business department, facilities and maintenance members have been working on the TeeUp system. Stated that there is a plan to look at another location for additional gym space as part of the District's Master Plan. Executive Director Miletic concluded that we've accomplished a lot and it has been a major feat.

Commissioner Comments:

Commissioners commented that it was wonderful to have Annette lead business department, always came prepared and knew the audience she was speaking to. She will be missed. Annette's demeanor was appreciated. Thanked her, hoped she has a wonderful time in next season of her life. Commissioner Williams continued that Annette was always a pleasure to be around, had the finances all laid out knowing it can be confusing, and appreciated clarity of reports. Will be sorely missed, congrats on next step. Was stated that Annette has an easy to read approach for laying out information that is digestible by anyone. Vice President Haas commented on Mystic Waters stating that they would never take money away from recreational opportunities for the repairs, plus we have the money to do it.

B. Facilities and Recreation:

Director Brian Panek opened with an update on the pools, stating we are currently in post summer hours, and all pools are open. Stated we are hoping to stay open an extra week, weather permitting. Stated Bri and Annie have done amazing jobs of maintaining enough staff to keep the pools open this long, many other pools have closed. Continued to discuss the revenues and that July was a good month, up $7k from last year. Mentioned the TeeUp software and now there are 10k customers that have moved into the new system, a third of the way completed. Discussed the Aerial Silks, regarding the addition of 5 silks to the theater at end of month. Recitals will be held in theater going forward. Finally mentioned Fall Fest prep and an increase in social media numbers.

Commissioner Comments:

Commissioner Grady inquired about any hiccups during the setup of TeeUp and it was discussed that some stations went down briefly and it was fixed. President Doerr commented regarding e-bikes usage and asked about City policy and Staff discussed the challenges and risks of the bikes. Finally, there was discussion regarding parking for Fall Fest.

C. Director of Parks and Planning:

Director Marquez discussed how the mechanical team has kept everything running, HVAC checks were performed everywhere. Vehicle and equipment services have had no major downtime. There was an unannounced IDPH inspection which was passed. Discussed the Golf Center TeeUp project and coordination of the low voltage upgrade, completed the beginning of October. Continued that the Woodlawn project is complete and lines will be painted in 28 days after curing. Stated shade structure is coming, August-September. The surge protector was

installed at golf center to prevent disruptions from the frequent ComEd surges. Continued that ComEd meetings were being held for upgrades in energy savings. There has been meetings to track every two weeks and the District is saving money each time. Finally, the team has begun to implement smart thermostats in ALC.

Commissioner Comments: None

D. Business: **Director of Business:**
Director Curtis discussed working on finalizing the audit, she has reviewed the second draft. She reminded the auditors about her retirement, and she wanted to finish the audit for the September presentation. Stated she helped Trish with bank recs for July. Continued that her team is closing the books for July, it is always extensive work. Gave Trish credit for sticking with it. Discussed Teeup, and on a daily basis the team is reviewing transactions and POS sales from night before. Any errors for TeeUp on matching of the reporting was corrected every day. Director Curtis stated that they are preparing for Fall Fest, working with team, looking for volunteers to work ticket sales within our Staff and bank Staff. Most shifts covered. Ended that the new Business Director, Nahid, and herself were working hard, she is trying to set her up for success.

Commissioner Comments:

None

D.1 Financial Reports

Motion made by Commissioner Williams to approve the financial report for August 18, 2026, and place a copy on file subject to audit.

Second by: Commissioner Grady

Roll call: Commissioner Haas, Aye; Doerr, Aye; Grady, Aye; Williams, Aye; Osinski, Aye
Ayes: 5, Nays: 0, Absent: 0
Motion Carried: 5-0-0

Commissioner Comments: None

E. Director of Administration & HR:
Director Dale discussed researching different modules within Paycom to be set up to help in District processes. Is currently evaluating if it is worth the cost. Discussed the offering of asset management and performance management. Stated Lester has also been looking at the District's current plan and updating training by position, ensuring compliance. Continued that the offboarding of staff is winding down from the summer. This is only the second summer for offboarding with Paycom and she has set up instructions with Staff. Mentioned data related to Scholarships. Praised Director Curtis, stating she was always easy to work with, thanked her, and is excited for her next phase.

Commissioner Comments: None

8. UNFINISHED BUSINESS
A. Algonquin Road Bridge – Executive Director Miletic stated that he does not agree the current City plan. He stated the Park Board will have to determine if they want resolution for or against the bridge but have agreed with a concept for an underpass even though they feel Oakton underpass would make more sense. Discussed the safety hazard for residents and emergency access into PLCC would be compromised.

9. NEW BUSINESS - None

10. CORRESPONDENCE

A. Evans Scholars Thank You
B. Hunger Resource Thank You
C. Resident Thank You

11. COMMISSIONER COMMENTS

President Doerr: President Doerr continued with the mention by Commissioner Williams that the Board selected IAPD as the recruiting firm for the new Executive Director. Stated there will be some community input and went over the flow of processes and timeline. She welcomed Nahid as the new Director of Business. Discussed that she would like to see some presentations scheduled by our community partners such as the GenCenter and History Center reports and updates. Continued that Director Curtis was instrumental and helped the History Center. President Doerr stated that the History Center picnic and M-NASR minigolf were amazing and that we support them and they support the families of the District. Finally mentioned that the Izaac Walton event was great as well and the Park District support is always appreciated.

Vice President Haas: Vice President Haas thanked Annette, stated that she was appreciated. Finally stated she is looking forward to Fall Fest and helping where she can.

Treasurer Williams: Treasurer Williams stated that the Board did select IAPD for the recruiting process as stated in a previous meeting. Continued that he is sorry to see Annette go and looks forward to working with Nahid. Mentioned Mystic Waters and how the Park District has been saving money on current repairs. Treasurer Williams brought to everyone's attention that IAPD has stated that when Board members attend events and are in the community in their personal lives, that they are a normal taxpayer and not representing Park Board. Stated it is a good read for people to see what the role of a Board member really is; that it is supposed to be to help staff and make decisions based on the staff's research and expertise. Closed with Fall Fest is almost here.

Commissioner Osinski: Commissioner Osinski stated he was with the Executive Director of Forest Park and was talking about Mystic Waters. Stated that camps and staffers always look forward to coming to Mystic Waters which speaks towards quality of park. Mentioned Woodlawn looks great, knowing that we were doing this in house speaks towards the skills and leadership of Staff. Finally mentioned the OSLAD grant and it was discussed that the District was submitting the application on time.

Commissioner Grady: Commissioner Grady read a letter written to Ms. Jeanette Weller, signed by the Park Board of Commissioners.

12. EXECUTIVE SESSION:

Motion by Vice President Haas at 7:09 to enter Executive Session pursuant to 5 ILCS 120/2(c)(6) for the purposes of discussing the setting of a price for sale or lease of property owned by the Park District and pursuant to 5 ILCS 120/2(c)(11) for the purposes of discussing pending litigation.

Seconded by Commissioner Williams

Roll call: Commissioner Haas, Aye; Doerr, Aye; Grady, Aye; Williams, Aye; Osinski, Aye
Ayes: 5, Nays: 0, Absent: 0
Motion Carried: 5-0-0

13. RETURN TO OPEN SESSION:
Motion by Commissioner Grady to close Executive Session and return to regular session at 8:04 pm.
Seconded by Commissioner Williams

All in Favor, Opposed
Ayes: 5 Nays: 0 Absent: 0
Motion carried: 5-0-0

14. ADJOURNMENT

Motion by: Vice President Haas at 8:04 pm to adjourn

Second by: Commissioner Williams

All in Favor, Opposed
Ayes: 5 Nays: 0 Absent: 0
Motion carried: 5-0-0

MINUTES APPROVED
September 22nd, 2026

_____ President

_____ Secretary

Agenda Item 5 – D, E

DATE: September 22, 2026

TO: Board of Commissioners

FROM: Nahid Khumawala, Director of Business

SUBJECT: **Voucher & Payroll Expenditures**

Dear Park Board of Commissioners,

Since the last Des Plaines Park District Board Meeting the following disbursements have been issued:

A. VOUCHER BILLS:

a.	August 14, 2026	$ 679,708.29
b.	August 28, 2026	$ 498,691.38

B. PAYROLL:

a.	August 07, 2026	$ 534,252.60
b.	August 21, 2026	$ 453,652.16

Agenda Item 6

M-NASR Report

- *None*

Agenda Item 7

Monthly Reports

- *Executive Director*
- *Director of Facilities & Recreation*
- *Director of Parks & Planning*
- *Director of Business*
    - *Financials*
- *Director of Administration & HR*

DES PLAINES PARK DISTRICT
EXECUTIVE DIRECTOR REPORT
SEPTEMBER 22, 2026

Don Miletic, Executive Director

- **Summer Operations –** For the second year we have kept Mystic Waters open through Labor Day and since 2014 we kept a community pool open through Labor Day, prior to that we were closed mid-August. This is no small task as the amount of staff to run Mystic operations is demanding from the recreation side to the maintenance side. In addition, this year we kept Arndt Park open an extra week, including weekdays. Proud to say this was one of the only pools open in the area for residents. This is all due to staff coming together and doing more for the community. Camps stayed open longer this year too, the amount of paperwork along with HR tasks, Safety, and IT related items also present challenges in the summer. Kudos to everyone.
- **Fall Fest –** Well most park district will get a slow down in September, but not us. We move into Fall Fest mode, it is a challenge, and it is our 17th year of Fall Fest and also my last. Residents love it and staff all come together to work across departments to make this event happen. A great team effort and amazing to do after busy summers.
- **PLCC –** We have been working with Cordogan Clark on conceptual designs of additional gyms and a potential indoor turf field. This project would be another game changer for the Park District and its residents. The additional programming space is needed. The changing demographics and resident base in this community are very thankful for all we have done in the past decade and this project will be another example of meeting our mission statement.
- **IAPD Executive Director Search –** After Fall Fest and NRPA Conference I will be reaching out to our Search consultant to discuss timelines for the next Executive Director search. IAPD staff will be at NRPA and believe we will begin in October once things slow down a little.
- **GenCenter –** Met with GenCenter Executive Director, State Representative Grassie and State Representative Mussman to discuss the grants that were received for the GenCenter. Trying to connect the pieces for reimbursements. It can be challenging trying to get funds from grant projects.
- **Oakwood –** Conceptual Designs have been started for Oakwood expansion. This project is a few years out but having this in place helps meet one of our Comprehensive Master Plan Goals and its objectives. As you know, we maintain a great many parks and facilities. Our maintenance facility does need to be expanded to meet future needs. Currently it is too small for all the growth we have had in the past ten years.
- **Comprehensive Master Plan –** Staff are reviewing all the items that have been accomplished in the Master Plan and will draft a summary soon. Park Districts complete comprehensive master plans roughly once every ten years per industry standards and ours was approved in July 2019. My recommendations to staff is to begin planning for upcoming budgets and CIP and tie them into our Strategic Plan 2025 – 2030, and correlate those impacts to the Master Plan. We have accomplished so much, staff are planning now for the next Comprehensive Master Plan in 2028. Whoever leads the district next has capital resources to continue making improvements to the community.
- **Misc. –** Attended staff meetings, individual department meetings, Executive Director Meetings, GENCenter, History Center meetings, and general improvement initiatives from staff.

DES PLAINES PARK DISTRICT
REVENUE FACILITIES AND RECREATION REPORT
SEPTEMBER 22, 2026

Brian Panek, Director of Revenue Facilities and Recreation

Revenue Facilities

- Tee UP transition continues to be smooth. Over 11,000 golfers already in new system.
- Met with Golf Scene on advertising opportunities for the Golf Center.
- Customers were happy with the extended hours at Mountain View adventure Center.
- Met with Joe on upcoming projects at all 3 golf facilities.
- Conducting interviews for Golf Supervisor position.
- The Des Plaines Chamber conducted their Women in Business event at the Golf Center on August 25th.

Aquatic Facilities

- Brianna and staff did an amazing job of staffing pools and extending pool hours. We were the only park district that had a full facility open 7 days a week thru September 13th in the Northwest suburbs based on surveys.
- Resident's were very appreciative of the extended season we were able to provide.
- Annie has increased swim lesson capacity once again opening up another 150 spots.
- Met with swim team and staff to discuss the upcoming swim season.
- Swim lesson enrollment continues to increase. We were up 194 swimmers for August 2026 compared to August 2025.

Recreation

- Summer camps completed.
  - We had 3,696 participants
  - Surveys went out to all camps with a satisfaction of 92%, Neutral of 4%, and dissatisfaction of 4.%
- Worked with District 62 on organizing space for soccer fields and cross country practices.
- We will be offering theater classes starting this winter at Lakeview Center.
- Preschool and dance open houses were held. Both 9-month programs have higher enrollment than last year.
- Youth soccer has also seen an increase in participation this fall with over 300 participants.

Other Updates

- Finalized Fall Fest plans
- Working with Glenview Park District on renewing IGA.
- Prairie Lakes will be hosting a 5K PTSD and Suicide Awareness walk at Prairie Lakes Park on October 10th. This will be put on by the American Legion and Rivers Casino.
- Attended multiple meetings including Admin meetings, Aquatics staff meeting, Tee UP upgrades, Recreation/Facilities admin meeting, Swim team meeting, Fall Fest Planning meetings, Green Team meeting, Team Building meeting, and Friends of the Park meeting.

Upcoming Events

- 9/18-20 Fall Fest Des Plaines at Lake Park
- 9/26 Tie Dye Pool Party at Prairie Lakes Aquatic Center 2-5pm
- 10/3 Golf in the Dark at Lake Park 5:30-10:30pm
- 10/10 Oktoberfest at Golf Center 2-5pm
- 10/17 Howl-O-Ween (New!) at Blackhawk Dog Park 10am-Noon
- 10/17 Floating Pumpkin Patch at Prairie Lakes Aquatic Center 1-4pm
- 10/24 Trunk or Treat at Prairie Lakes Noon-3pm
- 10/30 Family Spooky Swim at Prairie Lakes Aquatic Center 6:30-9pm

Brianna Wabel, Aquatic Manager

- Planned for Post Seasons Hours and Staffing
- Summer Evals passed out
- Star guard Audit – 4 stars!!
- Planned for extended hours for Arndt
- Attended Risk Management Meeting
- Planned events for Fall and Winter
- Hosted Flick N Float 60+ attendees
- Warriors Swim Team winter meeting (planned for fall/winter swim meets)
- Created a new age group for Warriors Swim Team (Silver)
- August rentals at Prairie Lakes Aquatic Center: Scuba, MNASR, Mongolian Talent Academy, and Alligator Aquatics (one week only)

Membership Snapshot- Year-over- Year Comparison

Membership Type	August 2025	August 2026	Change
PLAC (Aquatic Only)	1,075	1,139	+64
Prairie Pass (All Access)	707	713	+6
Total Aquatic Members	1,782	1,852	+70

Annie Milschewski, Aquatics Supervisor

- Hosted Inservice on our New Swim Lesson Curriculum Changes for the Fall
- Changed swimming lesson times to include a new hour of swim lessons adding over 150 new spots to accommodate increased demand of swimming lessons
- Hosted a swim lesson time swap for currently enrolled students to be able to enroll in new times or different days
- Attended Wellness Team Meeting, planning for Parks and Rec Trek Step Challenge
- Reviewing applications, and Interviewing for Fall Swim Instructors
- Training the new Swim Coordinators
- Planning for our Fall events, Tie Dye Pool Party, Floating Pumpkin Patch and Spooky Swim
- Meeting with MNASR to check in with our swimming lesson inclusion aids and get additional information on how to help our instructors and students better
- Attended NISC Admin Meeting to go over swimming team scheduling for the fall/winter season. We are hosting the Divisional swim meet again this year!

Swim School -- Year-over- Year Comparison

Membership Type	August 2025	August 2026	Change
EFT	434	573	+139
Punch Pass	32	87	+55
Total Swim School	466	660	+194

Joseph Weber, Superintendent of Revenue Facilities

<u>Revenue Department Operations</u>

- Live at the Lake Series concludes September 3 at Lake Park with a make up appearance by Classical Blast.
- Staff have been scheduled for Fall Fest September 18-20.
- Multiple on site meeting for layout, signage, logistics, and work orders have been completed.
- Blue Star Security was confirmed.
- Abbott Lot meeting for parking was completed.

Golf Center

- Congratulations to Max Henley on his new position in analytics outside the Park District field. His reporting has been a unique pleasure to have in this position.
- I am reviewing internal and external applications for Max's replacement.
- Hosted the Chamber Women in Business for their outing on the range on 8/25
- Updates to mobile app, TeeUp backend, and chip alterations continued as we grow into this system.
- We are communicating needs for changes to processes for invoicing of All You Can Hit members and errors at Point of Sale.
- 1,891,862 Total Balls were hit on the new TeeUp system in August.
- Met with Russo Golf to review options for course maintenance leveling tee boxes, drainage, and sand traps.
- Review site needs from DPPD landscaping with Patrick and Aurelio.
- Met with Golf Scene Advertisement rep for the next 3 seasons.
- Planning for Oktoberfest golf outing.

Nilco

- Presented Nilco with an Action Plan on 8/19 with a progress report and areas that need attention.
- Discussed the contract status being applicable through October 2027 with owner Brent.
- Treatment with fungicide was completed at GC on 8/12.
- Green #4 at the Golf Center had grubs. Fungicide and herbicides were completed on both courses 8/27.
- Golf Center Tee Boxes have been closed in part for maintenance. Grass Tees will be closed 9/2-9/8.

Lake Park Lakeview Center, Marina, & Clubhouse

- Site preparation began at Lake Park to ensure it looks its best for event guests.
- Golf Couse has been looking very good and the greens are firm but not dry.

Mountain View Adventure Center

- Retaining wall on the skate park entrance was completed and backfilled with drainage.

Prairie Lakes

- Soccer Field turf is looking nice and paint is ready for the season. Alec and Mike worked closely with Tyler and Chris to shift the wear of the field to hold up.

Kiwanis

- I have ordered peanuts for the Annual Peanut Fundraiser. Sticker design will be completed by the peanut committee.

Other

- Attended: Independence Day Parade 7/4, Revenue Facilities meeting 8/6, Fall Fest Safety Meeting 8/17, Recreation and Revenue meeting 8/25, IMRF meeting 8/25, Kiwanis Bi-Weekly, TeeUp meeting with AVDevs weekly, TeeUp with Golf Ops Daily, Nilco Course Maintenance onsite staff weekly, Building Services with Marcin weekly, Golf Center weekly, Lake Park weekly, Admin meeting.
- Upcoming: ERC Events 9/2, Fall Fest 9/18-9/20; Superintendents meeting 9/24Friends Glow Golf 10/3; Golf Center Oktoberfest 10/10 .

Dylan Kuffell, Revenue Facilities Manager

Prairie Lakes & Mountain View Adventure Center

- Scheduled Forest Elementary PTO night at Mountain View on September 23rd.
- Booked September and October reservations for Mountain View parties.
- Discussed options for Cattail removal and pond maintenance at all three ponds.
- Batting cage net and backstop padding replacement was completed.

- Interviewed for Mountain View Fall staff.
- Schedule staff for front desk and batting cages.
- Adjusted skate park light timers.
- Mountain View has received some great google reviews. Many comments on great staff and clean facility.

Lake Park

- Walked through Lake Park with Alec to go through our Fall Fest prep lists.
- Attended on-site maintenance Fall Fest meeting.
- Attended on-site admin Fall Fest meeting.
- Hung Glow Golf Friends of the Park banner on Touhy Fence.
- Coordinated staffing and set up/break down for Live at the Lake concerts.
- Assigned staff to fix ball marks and divots on the golf course greens to pick up Nilco's slack.
- Hosted our largest Foot Golf Outing that takes place annually. About 65 Foot Golfers.
- Informed Nilco of issues on the Lake Park course. Including weeds not being maintained, sand traps in bad condition, mowing mistakes that are scalping our fairways and greens, and irrigation leaks.
- Schedule staff for the front desk, paddle boating, and added staff during large outings.
- Adjusted parking lot and bandshell light timers to align with sunset times.

Lakeview Center

- Submitted winter spectrum documents.
- Added several special events in the Shoreline Room for larger yoga sessions. This is a great use of space on days we do not have banquets scheduled. Our Fall Yoga sessions in the yoga studio kicked off mid-august.
- Scheduling staff for building supervision during yoga and music classes, and cleaning the building before and after programs.
- Adjusted parking lot light timers to align with sunset times.
- Shoreline Room calls, emails, showings, coordinating with groups on event details leading up to their dates, coordinating with staff set ups/execution/breakdown of events, keeping up with inventory are taking up most of my time. I continue to see a high volume of requests for the Shoreline Room for 2026 and 2027 dates.

Shoreline Room rental list September:

Saturday, September 5	B-Day Party
Sunday, September 6	B-Day Party
Saturday, September 12	B-Day Party
Sunday September 13	Baby Sprinkle
Friday, September 18	Fall Fest
Saturday, September 19	Fall Fest
Sunday, September 20	Fall Fest
Saturday, September 26	Class Reunion
Sunday, September 27	Family Party

Alec Logan, Landscape Maintenance Supervisor

Lake Park

- Tree debris pile chipped and cleaned up.
- Rip Rap added to bare spots on shoreline.
- Maintenance paddle boats.
- Bandshell uplighting replaced.
- Clubhouse bathroom sink fixed.
- Moved 3 footgolf holes to better locations before event.
- Electrical room leak patched with roofing tar.
- Steve Krotz sprayed for weeds throughout park.
- All new garbage cans sprayed with Rustleum spray paint.
- Used stump grinder to remove 4 stumps on golf course.
- Used bed edger to edge around all trees and landscape bed throughout park before fall fest.
- Started mulching trees and landscape beds before fall fest.
- Installed cleats on boat dock.
- Removed Central Park lights and stored for next season.
- Removed dead tree by volleyball court.
- Ordered replacement hardware and tightening tool for shoreline railings.
- Trimmed all trees from optimist pavilion to playground.
- Chipped all debris from tree trimming.

Prairie Lake Park & Mountain View Adventure Center

- Aerated soccer field.
- Fertilized soccer field.
- Deep clean and re-organized MVAC garage.
- Sprayed wetting agent on soccer fields.
- Filled in behind retaining wall.
- Purchased skate stoppers for retaining wall cap stones.
- Ordered mulch for plp.
- Michael Keane and crew dispersing mulch into beds.
- Steve Krotz sprayed new turf area for weeds on north end of soccer field.
- Worked with Michael Keane and Rec Dept. to shift soccer fields for fall season.
- Bollards by suburban entrance repainted.

Other

- Building Inspections.
- Staff appreciation event.
- Transition work program back up and running.
- Fall Fest meeting 26th
- Ordered fall décor for Oktoberfest.

Max Henley, Golf and Facility Supervisor: Golf Center

- First Full month of TeeUp system.
- Working with Joe and NILCO on Golf Course maintenance.
    - Communicating course and short game issues with Joe.
- Summer golf camps finished.
    - 6 of 6 complete sessions.
    - 91 Total Participants.
- Summer golf lessons finished

    - Wednesday Participants: 29
    - Saturday Participants: 19
- Fall Lessons starts 9/12
- Finished Club Casa Summer Leagues:
    - Tuesday: 31 golfers
    - Wednesday: 25 golfers
    - Thursday: 32 golfers
- Communicated with Club Casa for Fall League starting 9/2 and 9/3
- Scheduled staff for rental building open and closings.
- Group Reservations
    - MNASR
- High School Golf Teams
    - Maine West, Maine South, Maine East, Elmwood Park, Elk Grove, Taft, Resurrection, St. Patrick's, Willows Academy
- Attended Revenue Facilities Meetings.

	2025	2026	Change
Range Balls Hit (Automated Tees)	2,000,610	1,891,862	-108,748
Course Rounds	4,844	4,762	-82

April Lohr, Superintendent of Recreation and Marketing

Administrative and Facilities

- Summer program participant surveys and year-over-year summer camp performance reports were completed, analyzed, and presented for review.
- Installation of the Aerial Silks rigging system in both the gymnasium and theater was completed.
- Painting of the Mountain View and Multipurpose rooms were completed.
- Stage School Theater has partnered with the District and will begin offering theater programming at Lakeview Center this winter.
- The gymnasium and racquetball court floor resurfacing project was completed, and both spaces reopened on September 2.

Construction and Capital

- Planning continues for the Prairie Lakes Community Center restroom renovation project scheduled for Winter 2026. Procurement is underway for tile, fixtures, partitions, and lighting.
- Coordinated with Aurelio on the installation and execution of air conditioning improvements for the ALC Preschool classrooms and lobby.
- The new climbing treadmill has been received. Delivery of the new Smith Machine and upright bikes is pending.
- Collaborating with Tyler, Jenny, and Aurelio on soundproofing improvements for the Performance Studio.

Operations, Planning, and Partnerships

- Fall Fest signage and event materials have been finalized.
- The Fall Fest Kids Zone is fully booked and will feature a strong lineup of performers and family-focused activities.
- Created a Des Plaines Park District Fall Fest webpage to provide direct access to event information and the dedicated Fall Fest website.
- Collaborated with Eli Levsky on Fall Fest website content and event communications.
- The Optimist Club Movies in the Park series concluded its season with *The Wizard of Oz* on August 21. Planning is now underway for the Lake Park holiday tree lot.
- Dance and Preschool Open Houses were highly successful, attracting more than 100 attendees and generating multiple on-site registrations.

Marketing and Communications

- Promotional videos featuring dance instructors were produced and will be used to support dance program marketing efforts.
- Social media engagement remains strong, supported by a consistent schedule of daily content.
- Production of the Winter 2027 Spectrum is underway, with Spring and Summer Camp 2027 program entry scheduled to begin at the end of September.
- Raffle basket promotions continue to generate strong community engagement while providing valuable marketing exposure at District events.

Program Development and Staffing

- The Recreation Department continues recruiting Building Supervisors to support programming at District 207 and District 62 facilities.
- Summer camps concluded on August 21 following a highly successful season that served more than 3,696 participants.
- Staff efforts have transitioned to Fall Fest, fall programming, and upcoming special events.
- Youth soccer registration reached 301 participants, an increase of 30 registrants over Fall 2025.
- Preschool enrollment has reached 107 students, with all classes meeting minimum enrollment requirements and scheduled to run.
- Dance classes are nearing 200 participants, and we hope to gain a few more through September and October.

Bonnie Cichanski, Marketing and Communications Manager

Publications & Print Materials

- The 2026 Fall Spectrum is being promoted on social media, email marketing, and printed signage throughout facilities.
- Marketing support for Fall Fest, including printed signage, and electronic signage.
- Continued development of a redesigned District Sponsorship Brochure.

Digital Marketing & Communications

- Distributed the monthly 2026 District e-blast on August 31 to 16,010 subscribers, achieving a 42% open rate.
- Featured promotions included Live at the Lake – Classical Blast, Creative Corners & Des Plaines Dance Academy Open House, Art Quest, Des Plaines Fall Fest, Glitter & Pop Dance Lab, Tie Dye Pool Party, Flag Football, Pickleball Clinics & Leagues, Golf in the Dark, Yoga Classes, Rent a Boat on Lake Opeka, We're Hiring, and Fall Registration.
- Delivered a Fall Dance Newsletter e-blast to 16,048 subscribers, achieving a 41% open rate.
- Distributed a Flick N Float e-blast to 15,999 subscribers, achieving a 36% open rate.
- Continued monitoring social media and online coverage related to the District's dance program.
- Maintained ongoing updates to the District website, electronic signs, sign boards, business cards, name tags, and other communication materials.

Advertising & Media Relations

- Continued collaboration with The Daily Herald and other media partners through advertisements, press releases, and promotional opportunities supporting District programs and facilities.
- Created and placed Live at the Lake advertisements in The Daily Herald and continued social media.
- Created and placed ads for Fall Fest, placed in The Daily Herald and The Bugle newspapers.
- Coordinated press release for Creative Corners & Des Plaines Dance Academy Open House for the District.
- Created press release for Des Plaines Dance Academy Fall Registration push.

Event Marketing & Support

- Provided marketing support for the Creative Corners & Des Plaines Dance Academy Open House.
- Delivered marketing support for Des Plaines Dance Academy fall registration push, including poster signage, electronic sign, email marketing, and press releases. Feather flags and yard signs were provided.
- Provided marketing support for weekly Live at the Lake concert series.
- Marketing support provided for Movies in the Park, Tie Dye Pool Party, Prairie Lakes Fitness.

- Created raffle baskets and promotional giveaways for the Creative Corners & Des Plaines Dance Academy Open House, Golf All Nite, Live at the Lake, and other District events.

Graphic Design & Creative Services
- Managed contract designers and photographers for multiple District projects.
- Managed the development of marketing collateral for Golf Operations, Mountain View Adventure Center, Golf Center, and Lakeview Center, including banners, brochures, advertisements, and event signage.

Community & Employee Engagement
- Ordered and organized District promotional giveaway inventory. Purchased basket items.
- Continued serving as leader of the District Wellness Team, supporting the ongoing employee book club.
- Directed Inter-District Parks & Rec Trek Step Challenge for the District. This Challenge begins September 14th.

Professional Development & Meetings
- Attended LinkedIn Learning seminars and Constant Contact webinar
- Participated in IPRA Showcase seminar.
- Participated in bi-weekly Marketing Team meetings, PR Council of Des Plaines meetings, Fall Fest meeting, sponsorship meetings, Recreation meeting, Leadership meeting, and a Constant Contact seminar.
- Oversaw Marketing rebranding meeting.
- Led Marketing staffing meeting.
- Headed Winter Playbook creation meeting.

Shelly Holmes, Marketing Supervisor Social Media & Digital Marketing

Social Media Analytics
Instagram
- Followers: 4,774 (up from 4,679, +2%)
- Page Views: 125K (-41%)
- Reach: 31.5K (-10%)
- Content Interactions: 2K (-39.3%)
- Profile Visits: 1.7K (-42.3%)
- Follows: 140 (-14.1%)
- Link Clicks: 819 (-18.9%)

Top Performing Post:
- *Views:* New Golf Center Des Plaines Reel (12.8K views)
- *Likes:* New Golf Center Des Plaines Reel (227 likes)

Facebook
- Followers: 9,848 (up from 9,781, +1%)
- Page Views: 208.7K (-83.6%)
- Viewers (Reach): 76K (-54.8%)
- Content Interactions: 1.1K (-55.1%)
- Page Visits: 5.2K (-37.8%)
- Follows: 110 (-29.9%)
- Link Clicks: 2.2K (-19%)

Top Performing Organic Post:
- *Views:* Adult Softball Champions (11K views)
- *Likes:* Adult Softball Champions (58 likes)

Paid Campaign Performance:
- Reach (Views): 15.1K
- Viewers: 11.2K
- Link Clicks: 417
- Ad Spend: $83.08

Content & Creative
Graphic Design

- Developed social media graphics
- Designed summer/fall event posters and promotional materials
- Created hallway displays
- Updated TV Screens

Social Media Activity

- Maintained consistent posting for events and programs
- Total Posts: 29

Photography

Captured and archived event and marketing photography (uploaded to Marketing shared drive

- Woodlawn Park
- Little Leafers Camp
- Salvador Headshot
- Pump Fitness Class
- Cycling Class
- Jack Hernandez Headshot
- Rick Carlson Headshot
- Board Meeting (8/18)
- LATL – The Messengers

Video Production

- Staff Spotlight – Haley Becker
- LATL Promo – Serendipity
- LATL Promo – Classical Blast
- Jr. Warrior Basketball tryouts promo
- LATL Rescheduled Promo – Classical Blast

Facility Communications

PLCC Lobby TV Screens

- Promoted fall events and programs

Meetings, Training & Collaboration

- Team Building Meeting
- Marketing Department Meeting
- Fall Fest Meetings
- Winter Playbook Planning Meeting
- IPRA C&M Agency Showcase Meeting
- Fitness Promotion Planning Meeting

Tyler Fuchs, Assistant Superintendent of Recreation (PLCC)

Recreation Operations

- Posted job description and began recruiting D62 and 207 building supervisors for park district programs held at these locations.
- Reviewed winter spectrum provided by staff.
- Field preparation concluded, fields are painted and ready for season.
- Reviewed baseball and softball affiliate schedules for fall. Addressing a few work requests and each field
- Booking field rentals for club and travel organizations.
- Working with staff on marketing of programs coming up.
- Chris did a great job with soccer enrollment, volunteer coach recruitment, coach training. In the spring we are hoping to incentivize early enrollment through an early bird rate and push volunteer coaching more than we have in the past.
- Preparing for basketball season with feeder tryouts, DYTBL registration and gym schedules.

Theater & Cultural Arts

- Held two theater events in August

    - My Dance Hub
    - NAGC Cultural Festival
- Aerial Silks installed on 8/21
- Stage repainted
- Wood room cleaned and cleared out for better storage
- Touch ups to paint on walls done.
- Next rental is 9/13

Fitness & Membership Services

- Purchased and received our new matrix climbmill.
- Upright bikes and smith machines are on order, expected at the end of November.
- Looking into acoustic panels to reduce echo in performance studio.
- Looking into options to better outfit the performance studio for classes, members, personal training and storage. Reviewing some ideas and suggestions from Mike Munson of Direct Fitness
- Met with marketing team and Jenny to discuss a plan for upcoming sales, promotions and contests.

PLCC Maintenance & Facility Updates

- On going communication with Eco-Clean on cleaning contract.
- Gym floors refinished by veterans flooring.
- Building services team is painting Mt. View rooms and Multi-purpose rooms. We will strip and wax Mt View after.
- Art room has been cleaned and organized and is getting ready to paint.
- David helped organize the multi-purpose closet so that we can keep Camp Discovery supplies here instead of hauling them back to ALC each summer.
- Staff working on organizing, touch up and cleaning from post camp season.

Membership Report

Memberships continue to show strong year-over-year growth, increasing from 3,421 members in August 2025 to 4,010 members in August 2026, an overall increase of 589 members (17%).

Membership Type	August 2025	August 2026	Change
PLAC (Aquatic Only)	1,075	1,139	+64
PLCC (Fitness, Gym, Track)	1,582	2,113	+531
Prairie Pass (All Access)	707	713	+6
ALC (Health Club)	57	45	-12
Total	3,421	4,010	+589

The most significant growth occurred within the PLCC membership category, which increased by 531 memberships (33.5%), followed by Aquatic memberships, which grew by 64 memberships (6%). Prairie Pass memberships experienced modest growth, while ALC membership went down a bit.

Candice Morden, Assistant Superintendent of Recreation (ALC)

Cultural Arts Programming & Operations

- Worked alongside marketing team to expand marketing efforts for the fall dance program season by implementing multiple promotional initiatives, including social media campaigns, facility signage, and community handouts to increase program visibility and community engagement.
- Provided ongoing leadership, guidance, and operational support to Recreation Supervisors, Haley, Lizzie, and Natalie to ensure efficient program delivery, budgeting guidance, software instruction, staff coordination, and achievement of departmental objectives.

Special Events & Community Partnerships

- Collaborated with the Recreation leadership team to develop and coordinate staff assignments for Fall Fest activities and operations across multiple event areas throughout the weekend.

- Attended and provided on-site leadership support at Live at the Lake events, assisting the Recreation Supervisors with cross promotion of dance programs for fall programming.
- Collaborated with the Recreation Supervisor to plan and develop future special event programming for the Fall Fest Kid Zone, focusing on engaging and family-friendly experiences.

Operations, Administration & Staff Support

- Provided strategic operational leadership by developing and managing Administrative and Leisure Center Building Supervisor staffing schedules through September 2026, ensuring consistent facility coverage.
- Work alongside parks and maintenance team to prepare for air conditioning project in ALC building to limit disruption to programming and prepare for fall season at Creative Corners.

Creative Corners Preschool Operations

- Assisted with preparations for the combined Dance and Preschool Open Houses held on September 1 and 2, including purchasing supplies and coordinating staff assignments.
- Conducted a staff meeting with Lead Preschool Teachers to review expectations, procedures, and goals for the upcoming school year.
- Facilitated Lead Preschool Staff training sessions to ensure readiness for the start of the school year.
- Recruited, hired, and promoted preschool staff to support the Spanish Preschool, Terrific 3s, and Nature Explorers Preschool programs.
- Provided prospective and current preschool families with program tours and responded to inquiries via email and phone regarding preschool offerings and enrollment.

Inclusion Services

- Collaborated with Maine-Niles Association of Special Recreation (M-NASR) and District staff to ensure participants received appropriate accommodation and support services.
- Coordinated with M-NASR to arrange the cleaning and maintenance of equipment in the District's Sensory Room, located at the Administrative and Leisure Center, ensuring a safe and welcoming environment for participants.

Administration & Department Support

- Attended the monthly Recreation Department meeting.
- Collaborated with departmental leaders to develop staffing and volunteer strategies for Fall Fest, ensuring adequate resource allocation and operational readiness to support a successful community event.

Preschool Enrollment Update

Enrollment 2025-2026 vs 2026-2027 preschool enrollment

Program	Enrollment 25/26	Enrollment to Date 26/27
Preschool Prep	**24**	**23**
Terrific 3's	**22**	**30**
Fabulous 4's & 5's	**31**	**37**
Nature Explorers	**10**	**13**
Spanish Immersion	**8**	**14**
Total	**96**	**117**

Enrollment is off to a strong start, with 117 participants enrolled compared to 96 last year, an increase of 21 enrollments (+22%). Growth is being driven by Terrific 3's, Fabulous 4's & 5's, and Spanish Immersion, while Preschool Prep is currently one participant below last year's enrollment. Overall, demand for preschool programs remains strong.

Jenny Fairman, Fitness Supervisor

Fitness Programming & Performance

- Average daily fitness center usage from August 1 through August 31 reached 210 visits per day, reflecting a slight increase compared to July averages.

- The summer session of fitness classes concluded with 182 registered participants and 695 drop-ins. This represents a 25% increase in drop-ins compared to Summer 2025.
- Distributed surveys for Summer Group Fitness, Yoga/Pilates, Specialty Fitness, Stretch, and Cycling classes. Results are summarized in the board survey report.
- Conducted summer-to-fall registration outreach by emailing all summer class participants to encourage continued enrollment in fall classes.
- Represented Prairie Lakes Fitness at the August 19 Live at the Lake event by staffing an information table, and promoting fitness memberships, programs, and classes to community members.
- Collaborated with the marketing team to discuss and develop Prairie Lakes Fitness promotions for fall & winter.
- Coordinated with the marketing team to take updated promotional photos of Pump & Cycling fitness classes.

Facility Operations

- Coordinated equipment repairs and maintenance with industry service partners to ensure equipment reliability and member satisfaction.
- Conducted daily facility walkthroughs to maintain high standards of safety, cleanliness, and customer service.
- New Matrix Climb mill delivered & installed on August 27.
- Purchased two new upright bikes from Life Fitness for fall delivery.
- Discussed options for purchasing acoustic panels for Performance Studio.
- Met with Direct Fitness Solutions to explore options for purchase of Performance Studio fitness bays and equipment.

Organizational Support

- Attended HSI Instructor Development Course to become a certified HSI CPR Instructor on August 22.
- Completed Climbing Wall Training on August 10.
- Attended the Recreation Department Monthly Staff Meeting on August 11.

Haley Becker, Assistant Recreation Supervisor

Community Engagement & Outreach

- Represented the Des Plaines Park District at the annual National Night Out event alongside Recreation Supervisor Lizzie Karras, promoting youth programming and engaging with community members.
- Operated and managed the District's rock wall attraction during National Night Out, providing a safe and enjoyable experience for event participants.
- Continued discussions with Sticky Fingers Cooking regarding the potential implementation of future youth cooking programs as a replacement for the Kids Can Cook program.

Program Development & Implementation

- Successfully held the Dino Digs nature program, which enrolled 8 participants and provided hands-on educational experiences for youth.
- Supported the successful delivery of contracted cultural arts programming led by Rhonda Popko, including:
    - Watercolor Adventures with 6 participants.
    - Mixed Media with 6 participants.
- Successfully offered the Kids Can Cook program, serving 8 participants and providing interactive culinary learning opportunities.
- Coordinated and scheduled field trips for upcoming Fall School Days Off programming, including visits to River Rand Bowl, Sky Zone, and Enchanted Castle.
- Organized and secured transportation services for all scheduled School Days Off field trips to ensure smooth program operations.

Summer Camp Operations

- Facilitated end-of-season summer camp operations across all camp sites, including site cleanup, return of technical equipment, distribution of lost and found items, staff off-boarding, and organization of seasonal records and documentation.
- Coordinated the use of the rock wall at Arndt Park for the final day of camp, providing campers with a memorable closing-day activity.
- Distributed summer camp satisfaction surveys to families from Arndt Park Camp, West Park Camp, Camp Discovery, and Camp Opeka to evaluate program performance and participant experiences.

- Reviewed survey results, which indicated strong overall satisfaction among camp families.
- Utilized survey feedback to identify opportunities for continued enhancement of future camp experiences and operations.

Staff Training & Professional Development

- Attended additional rock wall operator training to further develop technical knowledge and ensure safe operation of climbing activities.
- Successfully completed Health & Safety Institute (HSI) Instructor training and became a certified CPR Instructor, expanding the District's capacity to provide CPR certification training and supporting staff safety and preparedness initiatives.
- Participated in the monthly Recreation Department staff meeting to discuss ongoing programs, departmental initiatives, and operational priorities

Additional Activities

- Summer cultural arts, nature, and cooking programs continued to provide valuable enrichment opportunities for youth participants throughout August, while planning efforts for fall programming and School Days Off programs remained a primary focus.

Chris Nesterowicz, Athletics Supervisor

Adult League Programming

- 16" and 12" Fall Adult Softball Leagues (Monday, Tuesday & Thursday) started in early August and are on pace to complete by October 31st pending any rain outs
- Men's Summer Basketball League wrapped up last week and registration for Fall continues to increase as we approach the start date

Sports Xplosion Camp

- Successfully wrapped up Sports Xplosion Camp on the 14th of the month, with verbal confirmation that more than 75% of the camp staff intend to return next year.
- Distributed a post-camp survey to all parents/guardians and received overwhelmingly positive feedback. We will review the areas of concern in greater depth and evaluate opportunities to make improvements based on the feedback received.

Soccer Programming

- Increased participant registration to more than 300, representing a 10% increase compared to Fall 2025. A strong social media presence, including content tied to the World Cup, contributed to increased visibility and registration.
- Coordinated team formation and communicated key program information to participants and families while securing volunteer coaches and assistants for all teams. The program also saw a strong number of returning coaches.
- Continuing to offer optional Friday clinics to supplement the soccer program and provide participants with additional opportunities to stay engaged, develop their skills, and continue learning throughout the season.
- Chicago Stars FC will sponsor three of the six scheduled clinic dates, with the remaining three dates being facilitated by a local Des Plaines soccer club.
- Practices began during the final week of August, with the season scheduled to run through Halloween.

Upcoming Programming & Operations

- Men's Basketball League is scheduled to begin on September 14.
- Monitoring basketball registration as we approach the two-month-out registration window for the upcoming season.
- Preparing for Jr. Warriors and Lady Warriors tryouts scheduled throughout September.
- Continuing recruitment and hiring efforts for Building Supervisors at Maine West and District 62 facilities.
- Monitoring registrations and supporting the daily operations of remaining summer in-house and contractual programs.
- Continuing to promote and coordinate athletic field and gymnasium rental opportunities to maximize community use and generate additional revenue throughout the fall season.

Upcoming Programs & Registration

- Continued marketing and registration efforts for Fall Youth Soccer, with the season scheduled to begin August 24.
- Collaborating with Maine West High School Football to strengthen and promote Flag Football programming during both the fall and spring seasons.
- Preparing schedules, operational plans, participant materials, and league resources for the upcoming Feeder Basketball Leagues.
- Monitoring registrations and supporting daily operations for remaining summer in-house and contractual programs.
- Continuing to promote athletic field and gymnasium rental opportunities to maximize community use and revenue throughout the fall season.

Elizabeth Karras, Recreation Supervisor – Special Events, Birthday Parties, and Music

Special Events Planning & Execution

- Successfully hosted two Live at the Lake summer concerts. One additional concert has been rescheduled to September 3 due to inclement weather.
- Secured participation commitments from nine community organizations and seven Park District departments/programs for the upcoming Trunk or Treat event.
- Confirmed three vendors for Howl-O-Ween and continue active outreach to expand vendor participation.
- Initiated coordination with Maine West High School regarding a potential choir performance for Winter Wonderland.
- Collaborated with the Marketing Department to finalize signage needs and event branding for the Fall Fest KidZone.
- Updated KidZone signage and incorporated a new Nature Learning Station to enhance the event experience.
- Confirmed Park District program demonstrations for KidZone, including Action & Beats Dance Lab and Bucket Drums & Boomwhackers.
- Continued partnership discussions with the City of Des Plaines to support the annual Pumpkin Smash initiative.
- Sent personalized thank-you notes to all participating Live at the Lake performers to strengthen community and vendor relationships.
- Met with staff to review planning and operational needs for the upcoming Oktoberfest event.

Music Programming

- Finalized fall music lesson enrollment by integrating both new and returning students into lesson schedules.
- Met with music instructor Mick Archer to discuss lesson programming and opportunities for future music offerings.

Marketing & Community Outreach

- Represented the Park District at National Night Out, distributing promotional materials and engaging residents about upcoming programs and events.
- Developed promotional flyers for fall programs and special events.
- Participated in social media marketing initiatives to increase awareness and attendance for Live at the Lake concerts.
- Coordinated with Central Elementary School regarding Park District participation in its upcoming Back-to-School Bash.Cross

Cross-Departmental Support

- Assisted with the organization and preparation of Creative Corners Preschool classrooms to support program readiness.
- Climbing Wall Operations
- Supported climbing wall operations during National Night Out.
- Completed additional climbing wall training to enhance operational knowledge and safety preparedness.

Upcoming Priorities

- Final Live at the Lake concert, September 3.
- Fall Fest, September 18-20.

Tess Wastyn, Recreation Assistant Supervisor

Training & Support

- Completed training with Candice as part as my new role as an Assistant Recreation Supervisor.
- Assisted with our preschool instructors in setting up their classroom as they get ready for the new school year.

Pre School Operations

- Gathered our instructor's bios and headshots to decorate the bulletin board for Creative Corners new school year and for the open house.
- Organized binders and folders for the open house and staff trainings/meetings
- Assisted Candice in all staff training for the preschool instructors.
- Ordered items for the instructors, Candice and I in preparation for the open house.
- Started to coordinate book fair and fire safety awareness month dates

Program & Event Support

- Assisted Haley with the climbing wall at Arndt Park for the last week of camp.
- Helped with post camp clean up at Arndt Park.
- Updated and modified Des Plaines Park District recreation and sports programs on the website.

Meetings & Professional Development

- Attending meetings with Candice and learning more about my new position within the park district.
- Additional Activities
- Attended School Drop Off at Orchard place to promote the park district, dance and preschool.

Natalie Sanchez, Dance Program Supervisor

Dance Academy Programs & Annual Recital

- Monitored fall registration and supported enrollment for new and returning families.
- Distributed fall class rosters, finalized studio schedules, and published the 2026-2027 Dance Academy calendar.
- Coordinated Open House preparations and supported enrollment marketing through websites, social media, and participant communications.
- Completed Winter Spectrum program submissions and implemented registration updates to improve accessibility.

Aerial Silks Program

- Oversaw program operations, participant communications, and enrollment management.
- Added an additional session to support retention and participant progression.
- Managed registration adjustments and purchased new equipment to support advanced training.

Summer Dance & Arts Camps

- Successfully concluded the summer season with the Dance & Arts Camp Showcase on August 7.
- Distributed participant surveys and completed seasonal staff evaluations and closeout procedures.
- Provided operational support through the final week of camp programming.

Staff Training & Professional Development

- Conducted instructor evaluations and preseason planning meetings.
- Hosted two staff training meetings and onboarded four new team members.
- Participated in department meetings and collaborated with leadership on enrollment, operations, budget, and marketing initiatives.

Cross-Departmental Collaboration

- Partnered with Business and Marketing staff on registration updates, program development, and promotional efforts.
- Represented the Dance Academy at Live at the Lake to promote fall programming.

- Improved costume inventory organization and explored future community outreach opportunities.

Upcoming Priorities

- Execute the Dance Academy Open House.
- Continue fall enrollment and retention efforts.
- Launch fall Dance Academy and Aerial Silks sessions.
- Support Winter Spectrum and annual recital planning.

DES PLAINES PARK DISTRICT
PARKS AND PLANNING REPORT
SEPTEMBER 22, 2026

Aurelio Marquez, Director of Parks and Planning

- Attended and coordinated logistics meetings for Fall Fest.
- Coordinated with the Recreation Department on Prairie Lakes fall and winter projects.
- Coordinated with the Superintendent of Recreation on the installation of rigging for the silks program at the Prairie Lakes Community Center (PLCC) and Administrative and Leisure Center (ALC).
- Coordinated repairs to the Prairie Lakes gym floor and oversaw refinishing of the racquetball court and gym floors.
- Replaced netting at the Mountain View Mine batting cages.
- Attended the monthly Risk Management Safety Committee meeting and conducted an inspection of Prairie Lakes Park with the Aquatics Manager.
- Worked with ComEd to coordinate a power switchover at the Arndt Park facilities.
- Attended the Park District's IMRF semi-annual meeting.
- Attended a coordination meeting with Abbott Labs for Fall Fest.
- Purchased and installed basketball post accessories and a new backboard for Woodlawn Park.
- Oversaw basketball court striping at Craig Manor, Centennial, and Woodlawn Parks.
- Coordinated and oversaw demolition and installation of new hardscape improvements at the front entrance of the Golf Center building.
- Oversaw repairs to playground slides at Winnebago Park.
- Working with the Recreation Department on sound baffling improvements for the new performance studio.
- Installed memorial benches, concrete pads, and new trash receptacle holders at Cornell, Kutchen, Teton, and Chippewa Parks.
- Coordinated post-season shutdown and winterization of Chippewa Pool.
- Continued facility improvements at ALC, including HVAC-related upgrades and classroom ventilation improvements.

Dennis Wodka, Special Projects Supervisor

- Installed Park ID signs at Craig Manor, Cheyenne, and Menominee Parks.
- Repaired doors and locks at the Golf Center.
- Installed age-appropriate signage and warning decals at the Woodlawn playground.
- Attended Fall Fest planning meetings with Administration staff and the Chamber of Commerce.
- Performed routine playground inspections.
- Repaired damaged doors and locks at the Seminole Park concession stand.
- Completed various playground repairs to address normal wear and tear.
- Excavated and prepared locations for concrete pads at Cornell, Kutchen, Teton, and Chippewa Parks.
- Poured and finished concrete pads at multiple park locations.
- Two memorial benches were installed at Cornell Park and one at Kutchen Park.
- Installed new trash receptacle holders at Kutchen, Teton, and Chippewa Parks.
- Prepared, assembled, and installed Fall Fest signage and banners throughout the district.
- Completed Basecamp assignments.
- Addressed vandalism-related repairs and cleanup. *See vandalism report.

Esteban Cardenas, Mechanical Maintenance Supervisor

- PLAC daily operations.
- Whirlpool at PLCC drained, cleaned and filled every Monday.
- HVAC systems checked at all buildings on Mondays, Wednesdays and Fridays.
- Chippewa pool daily operations.
- Arndt pool daily operations.
- Mystic Waters daily operations.
- Serviced Vehicle #30. Replaced trailer brake controller. Replaced outside mirror.
- ALC penetrations for A/C were installed in general area and west wing classrooms. Run electric service and install 2 fans in Room 111.
- ALC hot water supply pipe leaked. Repaired pipe.
- Lake Park playground lights OUT. Replaced bulbs and one socket.
- Lake Park South garage outside lights OUT. Replaced photocell. South pavilion light OUT. Replaced bulb.
- Des Plaines Manor light stays ON. Replaced photocell.
- Kylemore Park Lights OUT. Replaced bulbs.
- PLCC Fitness center men's locker room urinals clogged. Removed, cleaned and replaced drainpipe.
- PLAC sliding door inoperable. DH PACE performed repairs.
- Central Park gazebo light OUT. Replaced bulb.
- West Park drinking fountain inoperative. Replaced push button.
- PLCC parking lot lights OUT. Replaced bulbs on north lot and west lot.
- Mower blades changed weekly. Repairs performed as necessary.
- Golf Center ball pickers are serviced and inspected weekly. Repairs performed as necessary.
- Serviced Kubota #1. Replaced lower ball joint.
- Serviced truck #20. No start. Replaced fuel pump
- Serviced truck #30. Replaced trailer brakes controller. Replaced outside mirror.
- Serviced truck #23. Replaced trailer brakes controller.
- Serviced truck #13. Performed state safety inspection.
- Serviced truck #26. Performed state safety inspection.
- Serviced Bus #22. Performed state safety inspection.

Patrick Barton, Landscape Supervisor

- Completed weekly mowing routes as well as weed whipping and blowing off hard surfaces.
- Edge along sidewalks and walkways at parks to give a cleaner appearance.
- Completed a daily garbage route as well as cleaning up debris and loose trash throughout the parks.
- Replaced dog bags in all the stations around the district as needed.
- All new plantings have been getting watered daily (weather permitting).
- The water tanks at Garden Plots are filled on Monday, Wednesday, and Friday every week.
- All baseball and softball fields are dragged multiple times per week to keep the infield dirt loose and prevent weed growth.
- Weekly cleaning of lunchroom and bathrooms at Oakwood Maintenance Facility.
- Conduct and lead morning stretching routines for all crews.
- Ordering supplies needed for landscaping.
- Coding of invoices.
- Approving staff hours.
- Continue to check on Golf Center retaining wall to ensure project is being completed according to the Scope of Work outlined in the contract.
- Assisted Special Projects with safety surface installation at Woodlawn.
- Installed new sod and plants at Woodlawn Park.
- Installed new sod at Oakwood Maintenance facility.

- Installed new sod on bare areas at Arndt Park.
- Spray weeds in parks and parking lots as needed.
- Remove weeds from planting beds as needed.
- Oversaw the removal of dead trees at Golf Center as well as cutting back existing trees to prevent trees falling on the course or driving range.
- Added new sand to the sand boxes around the district.
- Routine cleaning of trucks and equipment to ensure longevity.
- Ordered new soccer nets to be installed for the Fall soccer season.
- Conducted end-of-season reviews for all seasonal staff.
- Help plan and throw end-of-season, seasonal appreciation lunch.

Marcin Irla, Assistant Building Services Supervisor

- Maintenance and repairs on Mountain View batting cages.
- Provided ongoing operational support: preventive maintenance, T-mac repairs, ball supply and picker repairs.
- Performed whirlpool maintenance and cleaning at ALC.
- Completed weekend rental setups at Cumberland Terrace.
- Conducted building safety inspections for Golf Center and outbuildings.
- Daily cleaning of West Park and Arndt Park buildings after summer camp.
- Daily cleaning of Golf Center bathrooms and West Park concessions.
- Working with IT on trouble shooting problems with the Tee up system & upgrades.
- Arndt Park bathroom light out
- Asist with tree removal between netting and the river at GC.
- Replace sink faucets at Arndt Park.
- Replace broken conveyor belt, motor and gear box on first floor GC.
- General cleaning of all fieldhouses.
- Remove camp supplies from West Park and Arndt Park and return to ALC.
- Move preschool cork board frames to make room for new AC unit return and create openings for duct work with Mechanical Maintenance.
- Install new snap frames at ALC preschool hallway.
- Fix cracks in drywall, patch and paint MV rooms and kitchen with new colors at PLCC.
- Began patching and painting of multipurpose room at PLCC.
- Installed backstops on new batting cage netting.

Mike Tuntland, Assistant Mechanical Operations Supervisor

General Activities:

- Assisted with coordinating and scheduling seasonal staff, including Early Birds.
- Adjusted staffing schedules and planned coverage as seasonal staff returned to school.
- Maintained inventory, ordered supplies, and coordinated bulk chemical deliveries for outdoor pools, including additional chemicals for Arndt Pool's extended season.
- Met regularly with Recreation staff at PLCC and Aquatics to maintain communication and proactively address maintenance and operational needs.

Prairie Lakes Aquatic Center

- Performed daily maintenance of pools, decks, filters, and mechanical systems.
- Conducted weekly chemical testing and adjustments as needed.
- Completed repairs to splash pad netting.
- Coordinated painting of the PLAC Party Room by Early Bird staff.
- Obtained repair quotes for the Wellness Defender system due to a failed gasket.

Prairie Lakes Community Center

- Performed daily maintenance of chillers, boilers, pumps, air handlers, and other mechanical systems.
- Monitored and adjusted HVAC schedules to support programs and events while maintaining energy efficiency.
- Continued HVAC adjustments to address elevated humidity levels throughout the building.
- Performed daily maintenance of the PLCC whirlpool.
- Coordinated regularly with Recreation staff regarding facility maintenance needs and cleaning operations.
- Oversaw cleaning of gym ceiling areas and registers during the gym closure.

Arndt Pool & Chippewa Pool

- Daily maintenance of the pools is ongoing.
- Repaired/replaced several faulty toilet flush valves at Arndt.
- Coordinated the planned power outage at Arndt Pool on August 31 to ensure equipment was safeguarded.
- Arndt extended season continues.
- Chippewa shut down post season on August 31.
    - Drained & winterized

Mystic Waters

- Daily maintenance of the pools is ongoing - our early birds have been doing an amazing job keeping this facility in tip-top shape despite reduced staffing and late summer heat wave.
- Check in with Early Birds regularly to advise, direct, and troubleshoot.
- We increased our presence and PM during the extremely hot weather.
- Backwash and super chlorinate the pools as needed to maintain proper chemistry.
- Monitored pools during post-season closure hours during the week to achieve utility saving without sacrificing operational needs.
    - Shutdown heating for all pools.
    - Reduced chemical setpoints - save chlorine and CO2.
    - Reduced filtration pumps to as needed.
    - Reduced air-conditioning in buildings.
- Preparing for Labor Day weekend - final weekend of operation and planning for end-of-season and winterization of facility.

DES PLAINES PARK DISTRICT
VANDALISM REPORT
AUGUST 1st - 31st 2026

PARK	DATE	DAMAGES/CORRECTIONS	EQUIPMENT	TIME	MATERIAL COST	LABOR COST
Rand	8/19/26	Spray paint on lamp post & scoreboard	Pressure washer		$	$125.00
Central	8/20/26	Marker on metal sign	Graffiti remover			$30.00
Sub – Total					**$**	**$155.00**
Grand Total					**$155.00**	

DES PLAINES PARK DISTRICT
BUSINESS DEPARTMENT OPERATIONS REPORT
SEPTEMBER 22, 2026

Nahid Khumawal, Director of Business

Projects and Meetings:

Finance & Administrative Update

- Continued review and oversight of Tee Up operations, including reconciliation of payroll, cash receipts, and credit card processing transactions; identification and resolution of discrepancies; and timely upload of financial information into BS&A.
- Provided training and guidance to staff on proper recordkeeping procedures and financial documentation requirements to strengthen internal controls, accuracy, and operational efficiency.
- Continued cross-training initiatives within the Business Department to enhance staff knowledge, improve operational continuity, and increase departmental flexibility.
- Conducted weekly staff meetings to review processes, address challenges, improve understanding of departmental operations, and foster employee engagement, accountability, and motivation.

Banking Services Update

- Old National Bank is preparing to launch an enhanced online banking platform in the coming months, and the Des Plaines Park District has been selected as a pilot participant in the first wave of client transitions, currently anticipated to begin in November 2026.
- The upgraded platform will provide improved user experience along with enhanced banking functionality and reporting capabilities.
- Following the online banking transition, Old National Bank plans to implement upgrades to its Account Reconciliation Solution, which is expected to further improve reporting, efficiency, and overall account management processes.
- The Business Department will work closely with the bank's implementation consultants to review upcoming enhancements and develop a rollout plan that best supports the district’s operational needs and strategic objectives.

FY2026 Annual Audit Update

- Worked closely with the auditors to finalize the FY2026 Annual Comprehensive Financial Report (ACFR).
- Completed review of all audit adjustments, journal entries, and trial balances to ensure alignment between BS&A records and the auditor's reports.
- Reviewed financial statements by fund, the preliminary audit report, Management's Discussion and Analysis (MD&A), and the Transmittal Letter.
- Executed the Audit Representation Letter and completed all required audit submissions.
- The final audit report is expected on September 15, 2026, and is scheduled for Board approval on September 22, 2026.

- Representatives from Lauterbach & Amen will attend the September 22, 2026, Board Meeting to present an overview of the District's FY2026 audit results and answer questions from the Board.

BS&A Cloud Implementation

- Continued coordination with BS&A consultants regarding the district-wide migration to BS&A Cloud.
- Implementation planning remains on schedule, with the district's go-live date set for November 30, 2026.
- Conducted planning discussions related to data conversion, testing, training, and implementation readiness to support a successful transition.
- The migration to BS&A Cloud is expected to improve accessibility, streamline processes, enhance system functionality, and provide long-term operational efficiencies across departments.

Fall Fest 2026 Preparation Update

- Continued planning and coordination efforts for Fall Fest 2026, which is now in full implementation mode.
- Participated in multiple planning meetings with District staff to review event logistics, operational needs, and financial procedures.
- All Business Department team members have volunteered to support Fall Fest operations and assist with event execution.
- Completed cash handling preparations to ensure adequate cash availability for all event shifts, including the setting up of cash drawers and supporting documentation.
- Reviewed and confirmed cash management procedures, accountability measures, and reconciliation processes to support accurate and efficient event operations.
- The Business Department is fully prepared from a financial and cash-handling perspective and is ready to support a successful Fall Fest 2026 event.

<u>Business Department Statistics:</u> (August)

- Payrolls:
  - Payrolls run: 2
  - Checks/Direct Deposit Issued: 1,160
- Accounts Payable:
  - Checks issued: 81
  - EFT/ACH: 121
  - Purchase Orders: 557
  - Invoices: 884
- Reservations (fields, gym, theater, pool and outside rentals):
  - New: 213
  - Confirmed: 214 (indoor pool, outdoor pool, fields, gym & rentals)
- Installment Bills Proofed & Processed: (Quantity and Total Dollar Amount)
  - Prairie Pass Membership: 336; $10,685.25
  - Prairie Fitness Memberships: 393; $9,356.25
  - Prairie Lakes Aquatic Memberships: 505; $7,381.75
  - ALC Fitness memberships: 23; $318.25
  - Swim School: 555; $24,903.75
  - Golf Center memberships: 66; $10,560

Trish Romza- Senior Accountant

- Webtrac Maintenance
- Rectrac changes and updates for programs , tickets and POS
- Troubleshoot rectrac issues
- Monthly Silver Sneakers Reporting
- Monthly Sales Tax Reporting
- Created payroll journal entries
- Fall registration began, updating with class cancellations
- Ongoing – Accounts Receivable training
- Meetings attended: Risk Management, Wellness, Business Office
- Team Captain for Steps Challenge – begins 9.14
- Review Tee Up Pullovers and adjusting entries for accuracy
- Responded to Chargebacks
- Assisted with AP
- Worked with Adam on Rectrac update matters

Peter Demski–Superintendent of IT

Board Meeting Report – IT Department by Adam Murrill, IT Manager

IT Projects/Other

- Improved performance of RecTrac system
- Performed RecTrac update on 8/11, updated Demo database
- Planned out Fall Fest Credit Card processing
- Planning for seasonal facility closures
- Updated Unifi Network appliance
- Cleaned up VPN licensing to reduce the number of licenses consumed
- Migrated server logs to free up disk space
- Completed Electronics Recycling on 8/20 for ALC, Golf Center and Prairie Lakes
- Evaluated District cellular lines and dropped four unused/underutilized lines
- Planning infrastructure updates and coordinating with our MSP
- Met with Easy Archive to review work order system offering on 8/14 & 8/26

Back-up Systems/Other

- ALC & GC Daily backups – Completing immutable backup for network systems, data files, and e-mail. Avg. nightly backups complete **(ALC about 2hrs/GC about 30min – Completed Nightly Backups)**
- Off-site backups through cloud storage (SNI)
- Full anti-virus network scans scheduled weekly – Sunday's nights.
- Weekly/Monthly server maintenance & security patches & storage evaluation

IT Services Provided

- Continued to monitor and improve performance of RecTrac and WebTrac during peak hours
- Resolved rental and activity registration notifications issue due to update
- Resolved issues on WebTrac due to update
- Supported updates to main website
- Implemented new mailbox rules to help facilitate tee time cancelations at the Golf Center

- Supported pools
- Replaced IP phone and monitor in PLAC lifeguard office, devices failed due to environmental factors
- Onboarded new Director of Business
- Performed seasonal employee IT offboarding as needed
- Updated security rules for WebTrac site
- Restocked district pass printer supplies
- Fixed burglar alarm issues at multiple facilities
- Supported Golf Center with the new TeeUp system
- Updated permissions on SharePoint as needed
- Protected against emerging threats
- Assisted with FOIA requests
- Updating and assessing hardware devices
- Updated district phone list
- Setup new workstations, printers, phones, and tablets
- Supported users by troubleshooting and fixing computers, phones, and printers
- Computer and security updates and patches
- Addressed copier issues and coordinated repair services
- Updated existing staff accounts due to promotions and role changes
- Created user accounts for New Hires and assisted with onboarding
- Migrated and disabled user accounts and access for inactive or terminated employees
- Verified sites were functional over the weekends and provided support for issues
- Continuous monitoring metrics of networking equipment and logging events

Financials

At this time, I ask the Park Board of Commissioners to make the following motion:

"I move that the Des Plaines Park District Board of Commissioners approve the financial report for September 22nd, 2026 and place a copy on file subject to audit"

REVENUE AND EXPENDITURE REPORT
DES PLAINES PARK DISTRICT
AUGUST 31, 2026

GL NUMBER	ACTIVITY FOR MONTH 08/31/2026	ACTIVITY FOR MONTH 08/31/2025	YTD BALANCE 08/31/2026	YTD BALANCE 08/31/2025	2026-27 ORIGINAL BUDGET
Fund 11 - CORPORATE:					
TOTAL REVENUES	184,653.14	104,717.24	821,321.47	384,386.90	6,554,650.00
TOTAL EXPENDITURES	419,558.47	527,650.71	1,708,563.93	1,551,641.47	6,555,200.00
NET OF REVENUES & EXPENDITURES	(234,905.33)	(422,933.47)	(887,242.46)	(1,167,254.57)	(550.00)
Fund 21 - RECREATION:					
TOTAL REVENUES	424,326.07	440,616.68	2,131,814.10	1,989,518.25	6,214,938.00
TOTAL EXPENDITURES	480,752.56	616,797.87	1,953,294.71	1,951,076.52	6,435,752.00
NET OF REVENUES & EXPENDITURES	(56,426.49)	(176,181.19)	178,519.39	38,441.73	(220,814.00)
Fund 22 - AUDIT:					
TOTAL REVENUES	437.10	138.94	1,791.55	413.75	22,600.00
TOTAL EXPENDITURES	25,800.00	26,015.00	26,800.00	29,165.00	37,700.00
NET OF REVENUES & EXPENDITURES	(25,362.90)	(25,876.06)	(25,008.45)	(28,751.25)	(15,100.00)
Fund 23 - TORT IMMUNITY:					
TOTAL REVENUES	5,607.78	2,696.85	22,436.80	7,243.27	318,612.00
TOTAL EXPENDITURES	166,709.46	139,471.38	181,930.46	140,257.40	375,567.00
NET OF REVENUES & EXPENDITURES	(161,101.68)	(136,774.53)	(159,493.66)	(133,014.13)	(56,955.00)
Fund 24 - SPECIAL RECREATION:					
TOTAL REVENUES	20,745.65	7,813.80	76,061.61	15,400.85	959,000.00
TOTAL EXPENDITURES	10,263.26	31,852.64	196,048.82	148,938.87	1,661,720.00
NET OF REVENUES & EXPENDITURES	10,482.39	(24,038.84)	(119,987.21)	(133,538.02)	(702,720.00)
Fund 25 - ILLINOIS MUNICIPAL RETIREMENT:					
TOTAL REVENUES	9,276.21	5,063.10	35,612.55	12,975.33	421,675.00
TOTAL EXPENDITURES	18,213.53	24,097.92	74,882.13	95,652.19	370,000.00
NET OF REVENUES & EXPENDITURES	(8,937.32)	(19,034.82)	(39,269.58)	(82,676.86)	51,675.00
Fund 26 - SOCIAL SECURITY:					
TOTAL REVENUES	11,206.03	3,294.88	40,651.55	5,597.20	688,045.00
TOTAL EXPENDITURES	68,520.27	64,705.76	253,757.47	236,921.25	618,230.00
NET OF REVENUES & EXPENDITURES	(57,314.24)	(61,410.88)	(213,105.92)	(231,324.05)	69,815.00
Fund 27 - MUSEUM:					
TOTAL REVENUES	2,750.54	837.25	9,994.82	1,430.22	129,000.00
TOTAL EXPENDITURES	9,833.34	19,666.68	39,333.36	49,166.70	123,000.00
NET OF REVENUES & EXPENDITURES	(7,082.80)	(18,829.43)	(29,338.54)	(47,736.48)	6,000.00
Fund 38 - GO BONDS SERIES:					
TOTAL REVENUES	42,258.10	10,533.03	144,070.03	10,533.03	2,113,107.00
TOTAL EXPENDITURES	475.00	0.00	27,617.10	46,454.10	2,058,021.00
NET OF REVENUES & EXPENDITURES	41,783.10	10,533.03	116,452.93	(35,921.07)	55,086.00

GL NUMBER	ACTIVITY FOR MONTH 08/31/2026	ACTIVITY FOR MONTH 08/31/2025	YTD BALANCE 08/31/2026	YTD BALANCE 08/31/2025	2026-27 ORIGINAL BUDGET
Fund 44 - CAPITAL:					
TOTAL REVENUES	19,614.48	21,312.19	97,599.08	101,266.90	3,967,053.00
TOTAL EXPENDITURES	178,798.29	338,266.41	513,550.73	552,568.81	6,551,833.00
NET OF REVENUES & EXPENDITURES	(159,183.81)	(316,954.22)	(415,951.65)	(451,301.91)	(2,584,780.00)
Fund 51 - MYSTIC WATERS AQUATIC CENTER:					
TOTAL REVENUES	178,967.26	229,575.71	1,268,413.67	1,315,706.17	1,889,600.00
TOTAL EXPENDITURES	267,654.72	287,962.09	941,512.68	944,376.03	2,714,585.00
NET OF REVENUES & EXPENDITURES	(88,687.46)	(58,386.38)	326,900.99	371,330.14	(824,985.00)
Fund 52 - LAKE PARK GOLF COURSE:					
TOTAL REVENUES	98,409.32	108,697.98	385,588.28	411,898.72	819,350.00
TOTAL EXPENDITURES	83,456.20	97,778.66	351,911.46	305,733.78	1,411,581.00
NET OF REVENUES & EXPENDITURES	14,953.12	10,919.32	33,676.82	106,164.94	(592,231.00)
Fund 53 - MT. VIEW ADVENTURE GOLF:					
TOTAL REVENUES	53,380.55	66,385.24	220,449.21	243,721.96	378,200.00
TOTAL EXPENDITURES	26,192.78	28,391.87	129,596.06	98,461.68	411,176.00
NET OF REVENUES & EXPENDITURES	27,187.77	37,993.37	90,853.15	145,260.28	(32,976.00)
Fund 54 - GOLF CENTER DES PLAINES:					
TOTAL REVENUES	368,069.49	432,474.59	1,469,801.76	1,736,997.30	3,728,750.00
TOTAL EXPENDITURES	194,436.64	279,786.87	816,179.78	719,495.19	3,627,244.00
NET OF REVENUES & EXPENDITURES	173,632.85	152,687.72	653,621.98	1,017,502.11	101,506.00
TOTAL REVENUES - ALL FUNDS	1,419,701.72	1,434,157.48	6,725,606.48	6,237,089.85	28,204,580.00
TOTAL EXPENDITURES - ALL FUNDS	1,950,664.52	2,482,443.86	7,214,978.69	6,869,908.99	32,951,609.00
NET OF REVENUES & EXPENDITURES	(530,962.80)	(1,048,286.38)	(489,372.21)	(632,819.14)	(4,747,029.00)

CASH BALANCE BY FUND REPORT
DES PLAINES PARK DISTRICT
AUGUST 31, 2026

FUND ACCOUNT	DESCRIPTION	ACTIVITY FOR MONTH 08/31/2026	BALANCE 08/31/2025	END BALANCE 08/31/2026
Assets				
11 100-000	CASH & INVESTMENTS	(244,824.38)	5,673,707.00	6,886,645.31
21 100-000	CASH & INVESTMENTS	(112,041.86)	6,558,491.29	7,087,547.56
22 100-000	CASH & INVESTMENTS	(25,362.90)	8,760.23	2,394.38
23 100-000	CASH & INVESTMENTS	(161,101.68)	459,139.68	450,387.05
24 100-000	CASH & INVESTMENTS	10,482.39	934,389.28	942,582.24
25 100-000	CASH & INVESTMENTS	(10,194.17)	930,979.64	931,052.56
26 100-000	CASH & INVESTMENTS	(57,314.24)	201,901.45	316,671.33
27 100-000	CASH & INVESTMENTS	(7,082.80)	60,513.08	91,716.85
38 100-000	CASH & INVESTMENTS	41,783.10	2,031,868.75	2,205,432.02
44 100-000	CASH & INVESTMENTS	(343,413.45)	6,057,723.11	6,783,293.19
51 100-000	CASH & INVESTMENTS	(104,863.08)	888,125.76	725,225.34
52 100-000	CASH & INVESTMENTS	7,147.61	464,937.04	299,895.34
53 100-000	CASH & INVESTMENTS	26,576.44	850,052.56	873,421.03
54 100-000	CASH & INVESTMENTS	184,635.69	6,773,743.03	6,823,095.92
TOTAL ASSETS		(795,573.33)	31,894,331.90	34,419,360.12
Total - All Funds:		(795,573.33)	31,894,331.90	34,419,360.12

Des Plaines Park District
Comparative Statement of Cash and Investments

Account Description	Maturity Date	Interest Rate	08/31/26	08/31/25
Payroll Account			$ 224,124.13	$ 254,433.74
MaxSafe		3.900%	$2,786,837.59	2,679,567.92
Total Village Bank & Trust			3,010,961.72	2,934,001.66
Voucher Account		3.800%	11,079,582.45	10,126,293.62
Refund Account		3.800%	$3,936.70	($966.13)
Total Old National Bank			11,083,519.15	10,125,327.49
Illinois Funds Money Market		3.801%	9,299,808.83	8,462,595.38
Money Market		3.520%	1,737,122.41	1,212,939.36
CD Total			5,515,000.00	5,735,000.00
			-	
Total Illinois Park District Liquid Asset Fund			7,252,122.41	6,947,939.36
Checking Account		3.300%	766,369.74	530,172.82
Certificate of Deposit #6541	06/30/27	3.455%	712,713.82	685,304.22
Certificate of Deposit #6542	09/30/26	3.455%	766,894.42	738,721.55
Certificate of Deposit #6543	12/31/26	3.455%	767,388.03	738,736.57
Certificate of Deposit #6544	03/31/27	3.455%	759,582.00	731,532.85
Total Millenium Bank			3,772,948.01	3,424,468.01
			$ 34,419,360.12	$ 31,894,331.90



Investment Holdings

For the Month Ending **August 31, 2026**

Des Plaines Park District - DES PLAINES PARK DISTRICT - 1272

Trade Date	Settlement Date	Security Description	Maturity Date	Rate	Investment Amount	Accrued Interest	Est. Value at Maturity
Illinois Trust CD Program							
09/03/25	09/03/25	CD - Financial Federal Savings Bank, TN	09/03/26	4.30	239,000.00	10,220.69	249,277.00
09/22/25	09/22/25	CD - Nexbank, Ssb, TX	09/22/26	4.05	240,000.00	9,160.77	249,720.00
09/23/25	09/23/25	CD - Loyal Trust Bank, GA	09/23/26	4.00	240,000.00	9,021.37	249,600.00
11/20/25	11/20/25	CD - First State Bank Of Dequeen, AR	11/20/26	4.05	240,000.00	7,589.59	249,720.00
12/22/25	12/22/25	CD - First Guaranty Bank, LA	12/22/26	3.95	240,000.00	6,571.07	249,480.00
12/22/25	12/22/25	CD - Cornerstone Bank, Nebraska, NE	12/22/26	3.95	240,000.00	6,571.07	249,480.00
02/19/26	02/19/26	CD - Cfg Community Bank, MD	02/19/27	3.95	240,000.00	5,038.68	249,480.00
03/02/26	03/02/26	CD - T Bank, TX	03/02/27	3.90	240,000.00	4,692.82	249,360.00
03/27/26	03/27/26	CD - Providence Bank, NC	03/29/27	3.90	240,000.00	4,051.73	249,411.29
03/27/26	03/27/26	CD - Integro Bank, AZ	03/29/27	3.90	240,000.00	4,051.73	249,411.29
03/27/26	03/27/26	CD - Mission National Bank, CA	03/29/27	3.88	240,000.00	4,030.95	249,363.02
03/27/26	03/27/26	CD - California Pacific Bank, CA	03/29/27	3.90	240,000.00	4,051.73	249,411.29
03/27/26	03/27/26	CD - Tab Bank, UT	03/29/27	3.90	240,000.00	4,051.73	249,411.29
04/24/26	04/24/26	CD - Ponce Bank, NY	04/26/27	3.98	240,000.00	3,402.08	249,604.34
04/28/26	04/28/26	CD - First Pryority Bank, OK	04/28/27	3.96	240,000.00	3,280.83	249,504.00
05/19/26	05/19/26	CD - Merrick Bank, UT	05/19/27	4.03	240,000.00	2,782.36	249,672.00
05/27/26	05/27/26	CD - Gbank, NV	05/27/27	4.08	240,000.00	2,602.26	249,792.00
05/28/26	05/28/26	CD - Prime Alliance Bank, UT	05/28/27	4.05	240,000.00	2,556.49	249,720.00
06/17/26	06/17/26	CD - Bank Of China, NY	06/17/27	4.23	239,000.00	2,105.03	249,109.70
06/17/26	06/17/26	CD - One World Bank, TX	06/17/27	4.15	240,000.00	2,073.86	249,960.00
08/06/26	08/06/26	CD - Security Bank, TN	08/06/27	4.25	239,000.00	723.55	249,157.50
08/06/26	08/06/26	CD - Solera National Bank, CO	08/06/27	4.26	239,000.00	725.25	249,181.40
08/20/26	08/20/26	CD - Bank Of Montgomery, LA	08/20/27	4.30	239,000.00	337.87	249,277.00
Total					**$5,515,000.00**	**$99,693.51**	**$5,738,103.12**

DES PLAINES PARK DISTRICT
REAL ESTATE & REPLACEMENT TAXES
August 31, 2026

	FISCAL 2025/26		FISCAL 2026/27	
Month	**Real Estate Taxes**	**Corporate Replace Tax**	**Real Estate Taxes**	**Corporate Replace Tax**
May	$ -	$ 128,865.18	$ -	$ 118,407.26
June	-	-	477,960.38	-
July	-	92,901.38	85,387.65	116,752.94
Year-to-date	-	221,766.56	563,348.03	235,160.20
August	58,491.61	15,962.37	231,366.80	29,597.65
September	5,630.71	-	-	-
October	-	96,182.93	-	-
Year-to-date	64,122.32	333,911.86	794,714.83	264,757.85
November	-	-	-	-
December	2,035,989.74	76,197.65	-	-
January	1,022,648.31	92,257.80	-	-
Year-to-date	3,122,760.37	502,367.31	794,714.83	264,757.85
February	2,398,447.40	-	-	-
March	1,631,490.84	29,147.75	-	-
April	861,719.86	48,129.02	-	-
Year-to-date	8,014,418.47	579,644.08	794,714.83	264,757.85

	Board Approved	**County Extended**		
2022 Levy Requested	10,004,197.40	10,284,829.23	97.30%	of extended
2022 Levy Receipts		10,006,796.17	100.03%	of approved
	Board Approved	**County Extended**		
2023 Levy Requested	10,453,763.00	10,790,847.00	100.71%	of extended
2023 Levy Receipts		10,867,851.78	103.96%	of approved
	Board Approved	**County Extended**		
2024 Levy Requested	11,103,868.00	11,357,977.79	98.66%	of extended
2024 Levy Receipts		11,206,232.58	100.92%	of approved
	Board Approved	**County Extended**		
2025 Levy Requested	11,406,541.00	11,828,431.66	51.06%	of extended
2025 Levy Receipts		6,039,497.36	52.95%	of approved

	August 2026	August 2025	2026/2027 YTD	2025/2026 YTD	2026/2027 Budget
Admissions/Misc. Revenue					
Investment Interest/Other	$ 2,096.76	$ 3,124.79	$ 8,875.96	$ 9,601.59	$ 26,000.00
Transfer In	$ -	$ -	$ -	$ -	$ 500,000.00
Pass	$ -	$ -	$ 203,998.66	$ 172,380.87	$ 180,000.00
Admissions	$ 118,250.00	$ 173,815.50	$ 701,233.00	$ 816,124.50	$ 850,000.00
Bank Reconciliation	$ -	$ -	$ (3,163.66)	$ (3,000.00)	$ -
Group Rentals	$ 21,139.00	$ 14,027.25	$ 147,727.50	$ 115,546.25	$ 115,000.00
Locker Rentals	$ 132.00	$ 532.00	$ 1,123.00	$ 2,599.63	$ 2,500.00
Birthday Parties	$ 10,744.00	$ 8,807.50	$ 37,288.00	$ 31,992.45	$ 35,000.00
Group Reservations-Cabana	$ 2,920.00	$ 1,140.00	$ 14,445.00	$ 6,380.00	$ 10,000.00
Misc Revenue	$ -	$ -	$ 1,650.00	$ 1,125.00	$ 1,200.00
Deposits/Uniforms	$ 32.00	$ 34.00	$ 1,260.00	$ 828.40	$ 1,000.00
Sponsorships	$ -		$ -	$ 800.00	$ 400.00
Program Revenue	$ 462.00	$ -	$ 3,184.00	$ -	$ -
Total Admissions/Rents Revenue	$ 155,775.76	$ 201,481.04	$ 1,117,621.46	$ 1,154,378.69	$ 1,721,100.00
Concessions Sales					
Beverages	$ 4,176.50	$ 5,037.47	$ 28,194.59	$ 30,440.85	$ 32,000.00
Ice Cream	$ 3,928.50	$ 4,872.95	$ 26,107.68	$ 28,576.45	$ 30,000.00
Snacks	$ 12,240.50	$ 14,342.25	$ 76,707.94	$ 80,657.04	$ 82,000.00
Hot Dogs	$ 2,300.00	$ 2,744.00	$ 15,528.00	$ 15,562.50	$ 18,000.00
Other Sales	$ 12.00	$ -	$ 600.00	$ 1,260.64	$ 1,500.00
Cooler Fee	$ 534.00	$ 1,098.00	$ 3,654.00	$ 4,830.00	$ 5,000.00
Total Concession Sales	$ 23,191.50	$ 28,094.67	$ 150,792.21	$ 161,327.48	$ 168,500.00
Total Mystic Revenue	$ 178,967.26	$ 229,575.71	$ 1,268,413.67	$ 1,315,706.17	$ 1,889,600.00

Chippewa & Arndt

	August 2026	August 2025	2026/2027 YTD	2025/2026 YTD	2026/2027 Budget
Total Pool Pass Sales	$ -	$ 99.00	$ 87,325.51	$ 82,539.18	$ 85,000.00
Chippewa Revenues					
Admissions	$ 7,427.00	$ 7,949.50	$ 41,351.00	$ 45,050.50	$ 50,000.00
Beverages	$ 167.00	$ 356.72	$ 1,608.00	$ 1,901.30	$ 2,000.00
Ice Cream	$ 1,002.00	$ 1,254.55	$ 7,404.00	$ 7,153.65	$ 7,200.00
Snacks	$ 664.00	$ 653.00	$ 4,666.00	$ 3,671.13	$ 4,000.00
Group Rentals	$ 3,951.00	$ 1,750.00	$ 9,898.00	$ 6,615.00	$ 11,500.00
Other Sales	$ -	$ -	$ 248.40	$ 108.00	$ 100.00
Bank Reconciliation	$ -	$ -	$ (1,050.00)	$ (1,050.00)	$ -
Total Chippewa Revenue	$ 13,211.00	$ 11,963.77	$ 64,125.40	$ 63,449.58	$ 74,800.00
Arndt Revenues					
Admissions	$ 4,477.00	$ 7,605.00	$ 31,982.00	$ 37,510.00	$ 40,000.00
Beverages	$ 544.00	$ 538.00	$ 2,767.00	$ 2,555.72	$ 3,000.00
Ice Cream	$ 1,098.00	$ 1,164.50	$ 7,674.00	$ 7,869.00	$ 8,000.00
Snacks	$ 616.00	$ 724.50	$ 4,372.00	$ 4,344.25	$ 5,000.00
Group Rentals	$ 500.00	$ 1,000.00	$ 4,600.00	$ 4,265.00	$ 5,000.00
Other Sales	$ 36.00	$ 144.00	$ 694.80	$ 348.00	$ 400.00
Bank Reconciliation	$ -	$ -	$ (1,050.00)	$ (1,050.00)	$ -
Total Arndt Revenues	$ 7,271.00	$ 11,176.00	$ 51,039.80	$ 55,841.97	$ 61,400.00
Total Chippewa & Arndt Revenues	$ 20,482.00	$ 23,238.77	$ 202,490.71	$ 201,830.73	$ 221,200.00

DES PLAINES PARK DISTRICT
GOLF CENTER REVENUE REPORT
August 31, 2026

	August 2026	August 2025	2026/2027 YTD	2025/2026 YTD	2026/2027 Budget
Driving Range					
Account Balance	$ 214,600.35	$ 246,761.62	$ 783,398.38	$ 989,186.98	$ 2,225,000.00
Grass Tees	$ 10,686.00	$ 6,068.00	$ 53,995.00	$ 56,770.00	$ 85,000.00
Short Game Area	$ 4,131.00	$ 6,480.00	$ 20,925.00	$ 24,327.00	$ 37,080.00
Range Memberships	$ 10,639.85	$ 14,370.66	$ 40,899.77	$ 57,664.02	$ 165,000.00
Group/School Fees	$ 3,104.50	$ 742.50	$ 16,722.75	$ 15,312.20	$ 42,000.00
Other Range Fees	$ 600.00	$ 1,231.00	$ 2,574.00	$ 4,082.00	$ 6,700.00
Total Driving Range Revenue	**$ 243,761.70**	**$ 275,653.78**	**$ 918,514.90**	**$ 1,147,342.20**	**$ 2,560,780.00**
Greens Fees					
Greens Fees	$ 78,909.00	$ 97,909.20	$ 295,119.92	$ 344,441.36	$ 522,725.00
Leagues/Special Events	$ -	$ 136.00	$ 28,893.50	$ 31,091.00	$ 42,550.00
Course Memberships	$ -	$ 600.00	$ 4,800.00	$ 5,350.00	$ 10,800.00
Golf Center Pull Carts	$ 3,836.00	$ 5,360.00	$ 14,760.00	$ 18,504.00	$ 34,000.00
Total Greens Fees	**$ 82,745.00**	**$ 104,005.20**	**$ 343,573.42**	**$ 399,386.36**	**$ 610,075.00**
Rentals					
Pro Shop	$ 3,575.00	$ 3,512.00	$ 14,300.00	$ 14,048.00	$ 40,617.00
Restaurant	$ 12,438.40	$ 11,960.00	$ 49,753.60	$ 47,840.00	$ 149,257.00
Golf Tec Rent*	$ -	$ 8,259.13	$ 25,272.93	$ 33,036.52	$ 102,271.00
*Reflected in March 2026					
Total Rentals	**$ 16,013.40**	**$ 23,731.13**	**$ 89,326.53**	**$ 94,924.52**	**$ 292,145.00**
Miscellaneous					
Investment Interest	$ 19,728.39	$ 23,830.48	$ 89,654.11	$ 74,020.22	$ 220,000.00
Bank Reconciliation	$ -	$ -	$ -	$ -	$ -
Mat Lease Fees	$ 1,875.00	$ 2,500.00	$ 7,500.00	$ 9,375.00	$ 28,750.00
Park District Programs	$ 3,946.00	$ 2,715.00	$ 21,530.80	$ 12,320.00	$ 17,000.00
Insurance Claims	$ -	$ -	$ -	$ -	$ -
Transfer In	$ -	$ -	$ -	$ -	$ -
Total Miscellaneous	**$ 25,549.39**	**$ 29,045.48**	**$ 118,684.91**	**$ 95,715.22**	**$ 265,750.00**
Grand Totals	**$ 368,069.49**	**$ 432,435.59**	**$ 1,470,099.76**	**$ 1,737,368.30**	**$ 3,728,750.00**

	August 2026	August 2025	2026/2027 YTD	2025/2026 YTD
Total Number of Rounds	**4,762**	**4,825**	**15,651**	**16,758**
# of Balls Hit Automatic Tees	**1,891,862**	**2,000,610**	**6,688,224**	**8,079,132**
# of Balls Hit Grass Tees	**31,080**	**29,625**	**230,515**	**275,375**
Total Ball Hits	**1,922,942**	**2,030,235**	**6,918,739**	**8,354,507**

DES PLAINES PARK DISTRICT
LAKE PARK REVENUE REPORT
August 31, 2026

	August 2026	August 2025	2026/2027 YTD	2025/2026 YTD	2026/2027 Budget
CLUB HOUSE					
Passes/Fees					
Green Fees	$ 24,632.00	$ 36,777.00	$ 97,787.00	$ 119,859.00	$ 175,500.00
Memberships	$ 900.00	$ 900.00	$ 3,400.00	$ 3,350.00	$ 7,000.00
Investment Interest	$ 866.86	$ 1,635.85	$ 3,972.50	$ 4,974.03	$ 15,000.00
Bank Reconciliation	$ -	$ -	$ -	$ -	$ 700.00
FootGolf Fees	$ 7,674.00	$ 3,943.00	$ 21,004.00	$ 12,471.00	$ 15,500.00
Total Passes/ Fees	**$ 34,072.86**	**$ 43,255.85**	**$ 126,163.50**	**$ 140,654.03**	**$ 213,700.00**
Instruction/Leagues					
Special Events	$ (65.00)	$ -	$ 225.00	$ 425.00	$ 850.00
Instruction - Golf	$ 757.44	$ 1,376.00	$ 9,346.64	$ 7,066.00	$ 7,400.00
Youth Golf Leagues	$ -	$ -	$ -	$ -	$ 1,000.00
Boating Lessons	$ 228.00	$ 651.00	$ 6,437.00	$ 6,447.00	$ 6,500.00
Total Instruction/Leagues	**$ 920.44**	**$ 2,027.00**	**$ 16,008.64**	**$ 13,938.00**	**$ 15,750.00**
Pro shop					
Club/Cart Rentals	$ 890.00	$ 1,466.00	$ 3,725.00	$ 4,962.00	$ 7,600.00
Equipment Sales	$ 167.50	$ 174.00	$ 653.00	$ 584.00	$ 1,200.00
Soccer Ball Rentals	$ 192.00	$ 104.00	$ 630.00	$ 452.60	$ 750.00
Total Pro Shop	**$ 1,249.50**	**$ 1,744.00**	**$ 5,008.00**	**$ 5,998.60**	**$ 9,550.00**
Rentals					
Optimist Pavilion	$ 4,288.00	$ 5,797.60	$ 14,749.00	$ 18,237.30	$ 25,000.00
Total Rentals	**$ 4,288.00**	**$ 5,797.60**	**$ 14,749.00**	**$ 18,237.30**	**$ 25,000.00**
Boats/Mooring					
Boat Rentals	$ 12,820.87	$ 16,062.00	$ 46,731.43	$ 51,337.50	$ 75,000.00
Mooring/Launching	$ 1,270.00	$ 612.00	$ 2,835.00	$ 14,947.00	$ 24,000.00
Total Boating/Mooring	**$ 14,090.87**	**$ 16,674.00**	**$ 49,566.43**	**$ 66,284.50**	**$ 99,000.00**
Food Service Sales					
Clubhouse Beverages	$ 1,574.56	$ 1,717.34	$ 6,252.26	$ 6,987.44	$ 8,200.00
Clubhouse Ice Cream	$ 1,071.00	$ 1,011.00	$ 4,106.90	$ 3,776.00	$ 5,400.00
Clubhous Snacks	$ 858.95	$ 533.00	$ 3,300.21	$ 1,987.70	$ 4,400.00
Clubhouse Sandwiches	$ 309.50	$ 383.00	$ 1,349.50	$ 1,067.50	$ 2,200.00
Vending Machines	$ 1,091.50	$ 916.75	$ 4,058.00	$ 3,432.75	$ 4,400.00
Clubhouse Alcohol	$ 4,044.01	$ 5,128.10	$ 14,732.49	$ 13,330.10	$ 22,000.00
Total Food Service Sales	**$ 8,949.52**	**$ 9,689.19**	**$ 33,799.36**	**$ 30,581.49**	**$ 46,600.00**
TOTAL CLUB HOUSE	**$ 63,571.19**	**$ 79,187.64**	**$ 245,294.93**	**$ 275,693.92**	**$ 409,600.00**
LAKEVIEW CENTER					
Passes/Fees					
Yoga Fees	$ 3,086.00	$ 2,648.00	$ 10,804.50	$ 7,205.45	$ 35,000.00
Total Passes/ Fees	**$ 3,086.00**	**$ 2,648.00**	**$ 10,804.50**	**$ 7,205.45**	**$ 35,000.00**
Rentals					
Other Rentals	$ -	$ 567.34	$ 500.00	$ 2,400.47	$ 5,700.00
Lakeview Center Building	$ 25,472.85	$ 26,127.24	$ 96,959.58	$ 115,358.72	$ 275,000.00
Shoreline Room Rental	$ 4,276.00	$ -	$ 20,252.00	$ 5,800.00	$ 37,500.00
Total Rentals	**$ 29,748.85**	**$ 26,694.58**	**$ 117,711.58**	**$ 123,559.19**	**$ 318,200.00**
Food Service Sales					
Shoreline Beverages	$ 518.00	$ -	$ 2,094.00	$ 830.40	$ 4,000.00
Shoreline Food Services	$ 162.28	$ -	$ 521.27	$ -	$ 3,250.00
Shoreline Mixed Drink	$ 1,020.00	$ 112.00	$ 5,631.00	$ 2,952.00	$ 10,000.00
Beer	$ 231.00	$ -	$ 2,003.00	$ 886.00	$ 15,000.00
Wine	$ 72.00	$ 32.00	$ 928.00	$ 648.00	$ 5,000.00
Beverage Package	$ -	$ 23.76	$ 600.00	$ 23.76	$ 20,000.00
Total Food Service Sales	**$ 2,003.28**	**$ 167.76**	**$ 11,777.27**	**$ 5,340.16**	**$ 57,250.00**
TOTAL LAKEVIEW CENTER	**$ 34,838.13**	**$ 29,510.34**	**$ 140,293.35**	**$ 136,104.80**	**$ 410,450.00**
GRAND TOTAL	**$ 98,409.32**	**$ 108,697.98**	**$ 385,588.28**	**$ 411,798.72**	**$ 820,050.00**

	August 2026	August 2025	2026/2027 YTD	2025/2026 YTD
Number of Golf Rounds	**1,251**	**1,868**	**5,202**	**6,305**
Number of Foot Golf Rounds	**498**	**252**	**1,515**	**893**
				-
Total Number of Rounds	**1,749**	**2,120**	**6,717**	**7,198**

DES PLAINES PARK DISTRICT
MT. VIEW REVENUE REPORT
August 31, 2026

	August 2026	August 2025	2026/2027 YTD	2025/2026 YTD	2025/2026 Budget
Mt. View Adventure Center Revenues					
Investment Interest/Other Insurance Claims	$ 2,525.55	$ 2,990.49	$ 11,361.15	$ 9,096.96	$ 30,000.00
Miscellaneous Income	$ -	$ -	$ -	$ -	$ -
Bank Reconciliation	$ -	$ -	$ -	$ -	$ -
Admissions	$ 41,902.00	$ 52,954.50	$ 161,894.90	$ 182,571.50	$ 260,000.00
Group Reservations	$ 742.50	$ 1,205.50	$ 4,477.50	$ 5,633.00	$ 12,000.00
Batting Cages	$ 4,267.00	$ 4,395.00	$ 25,873.00	$ 28,691.00	$ 48,000.00
Total Mt. View Revenues	**$ 49,437.05**	**$ 61,545.49**	**$ 203,606.55**	**$ 225,992.46**	**$ 350,000.00**
Concession Sales					
Beverage	$ 1,232.00	$ 1,569.25	$ 4,853.00	$ 5,138.00	$ 8,300.00
Ice Cream	$ 1,938.00	$ 2,522.00	$ 7,862.50	$ 9,532.00	$ 13,200.00
Snacks	$ 773.50	$ 748.50	$ 3,627.16	$ 3,059.50	$ 6,200.00
Total Concession Sales	**$ 3,943.50**	**$ 4,839.75**	**$ 16,342.66**	**$ 17,729.50**	**$ 27,700.00**
Grand Totals	**$ 53,380.55**	**$ 66,385.24**	**$ 219,949.21**	**$ 243,721.96**	**$ 377,700.00**

	August 2026	August 2025	2026/2027 YTD	2025/2026 YTD
Total Number of Rounds	**4,467**	**5,774**	**17,351**	**20,438**

DES PLAINES PARK DISTRICT
ADMINISTRATION REPORT
SEPTEMBER 22, 2026

Nicole Dale, Director of Administration & HR

Human Resources

- Assisted with staff personnel problems & concerns.
- Completed monthly IMRF and BLS reporting.
- Additional Paycom Modules approved- we will now have access to the Learning Management System, Certification Tracking, Performance Management, Asset Management, and Surveys. Lester and I will begin these implementations on 9/16, prioritizing the LMS module, followed by Performance Management.
- Attended Paycom Roundtable on 8/27
- Working with Paycom to set up a payroll file feed for our MissionSquare Roth IRA
- Completed onboarding and benefits with Nahid Khumawala, as well as adding her as a signer on our accounts.
- Submitted an Accelerated Payment Exemption.
- Prepared for and hosted the IMRF Semi-Annual staff meeting on 9/1. Don, Liz, Peter and I all presented updates, policy and benefit reminders, risk management topics, and cyber security.
- Worked with staff on updating procedures: Conference/Workshop/Training Attendance

Administration:

- Working with staff to respond to FOIA requests timely: 3 requests since last meeting.
- Fall Fest- reviewed Fall Fest Operations Plan for this year, liaison with police and responding to questions as they create their Planned Event Action Plan, hosted safety meeting with Police and Blue Star, communication with Carnival regarding permits and ATM.
- OSLAD Grant – reviewed the application and JSD submitted on our behalf!
- Attended EasyArchive webinar regarding the Work Order and Inspection Module Update

Recruitment & Hiring

- Completed first and second round interviews for the Golf & Facilities Supervisor position.

Risk Management

- Attended Risk Management Committee meeting
- Assisted with following up on open property and employee claims

Liz Vinakos, Superintendent of Administration

Administration

✓ *Strategic Goal #1: Effective Organizational Leadership, Strategic Goal #4: Minimize Reliance on Taxes, Strategic Goal #6: Plan For Changes in Technology*

- Updates to website including addition of page for ordinances and resolutions for easy public viewing.
- OSLAD application and documentation review and submittals completed for August deadline.
- Indoor turtle aquarium for Crush and Turbo is ready for fall move. Working on pond preparation for winter.
- Participated in meetings and review of work order software.
- Continuously review cost saving strategies and budget monitoring.
- Board packet preparation, donation preparations, and answering general public inquiries.
- Assisting in onboarding activities.

Risk Management & Safety (as Safety Coordinator)

✓ *Strategic Goal #7: Strong Risk Management Within the Park District*

- RMR SMART goal: Tom Grey and Associates will be utilized to perform a confined entry inventory across the

entire district. This survey will be free of charge to the Park District.

- Preparing for Fall Fest safety and risk management activities including emergency communication, meeting with police and security, volunteer waiver and application editing, manuals, volunteer lanyards, clipboards, safety backpack and supplies.
- Building template with required components for all rental agreements for district wide consistency. Then will meet with each department to customize based on site specific rentals.
- Worked on internal safety training video to present during the semi-annual employee meeting. Editing 2026 safety training presentation. Presented safety training to staff on September 1st.
- Review of compliance training through federal and state regulators.
- Continuous review of COI insurance requirements and agreements.

Inclusion Update (as ADA Coordinator)

✓ *Strategic Goal #5: Culture of Belonging*

- Continuous partnership with M-NASR on daily inclusion needs throughout summer. Wrap up meeting to take place in September.
- Review of further development of internal inclusion programming.

Inclusion Statistics-August 2026

➢ **Participation Statistics (August)**

Participants Utilizing Inclusion Assistants	16
Program Sessions Worked by Inclusion Assistants	80
Total Inclusion Assistants	16

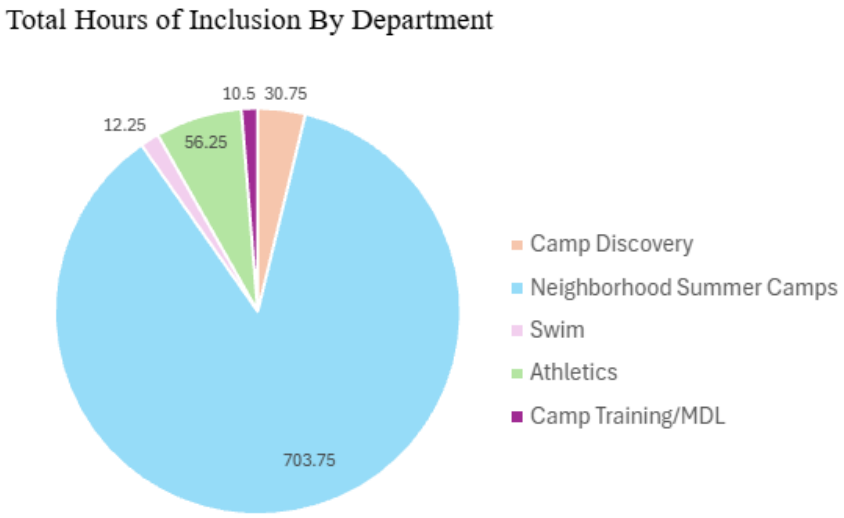

➢ **Program Expense Statistics (2026 Fiscal YTD)**

- M-NASR Inclusion: $ 58,788.72
- DPPD Inclusion: $ 4327.52

➢ **Program Expense Statistics (2025 Fiscal YTD)**

- M-NASR Inclusion: $ 53,335.08

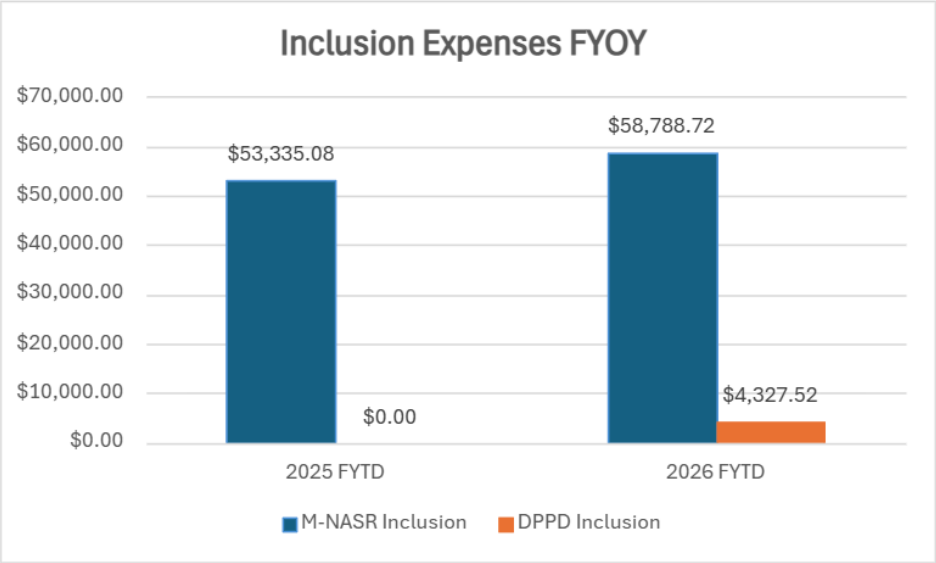

Committees

✓ *Strategic Goal #5: Culture of Belonging (Culture of Belonging Committee)*

- Documentation underway for project completion towards strategic goal.

✓ *Strategic Goal #7: Strong Risk Management Within the Park District (Risk Management Committee)*

- Risk Management Committee meeting was held. Locations are now rotated so committee can visit each site and review and practice evacuation procedures.
- Documentation underway for project completion towards strategic goal.

✓ *Strategic Goal #8: Environmental & Sustainable Practices Throughout the Park District*

- Documentation underway for project completion towards strategic goal, highlighting completed projects.
- Continuous review of reduction in paper, chemical use, and energy savings.

Scholarship application update

✓ *Strategic Goal #3, Increase Park District Visibility and Outreach to the Community*

- The Dual Agency Scholarship program for 2026 opened on January 2nd, 2026. As of the September Board Meeting date, **$22,200** has been awarded from the Des Plaines Park District fund, with **$10,945** redeemed. **$29,100** has been awarded from the Friends of the Parks fund, with **$21,719** redeemed. Total applications: **64**
- The scholarships funds are due to be redeemed by October 1st, 2026.
- Sent email reminders to those who have received a scholarship that October 1st is the deadline to use the funds, and for those who received a scholarship, but did not use the funds, may not be eligible in the next scholarship cycle year.
- **2026 Year to Date (August 31)**

Scholarship	Calendar Year Budget	Amount Awarded	Amount Redeemed
Des Plaines Park District	$21,600.00	$22,200.00	$10,945.00
DP Friends of the Parks	$28,000.00	$29,100.00	$21,719.00

- **2025 Year to Date Comparison (August 31)**

Scholarship	Calendar Year Budget	Amount Awarded	Amount Redeemed
Des Plaines Park District	$18,000.00	$23,152.00	$14,758.00
DP Friends of the Parks	$22,500.00	$26,927.00	$21,676.00

Lester Caramba, HR Coordinator

Human Resources

- Organizing files from previous HRIS BambooHR.
- Monitoring claims email inbox for recordkeeping.
- Took inventory of required staff training.
- Offboarded seasonal staff.

Recruitment & Hiring

- Scheduled 22 I-9 meetings
- Sent 16 self-onboarding invitations to new employees.
- Activated 17 new employees.
- Re-activated 11 returning employees.

Payroll

- Submitted payroll for the 8/21/2026 and 9/4/2026 paycheck dates.
- An average of 455 employees were paid each payroll.
- Assisted staff in reviewing and resolving payroll discrepancies.

Agenda Item 8

Unfinished Business

- *Algonquin Bridge-Discussion Only*

Agenda Item 9

New Business

- *Action Item 9 – A: Approval of the Annual Comprehensive Financial Report for Period Ending April 30th, 2026*

At this time, I ask the Park Board of Commissioners to make the following motion:

"I move that the Park Board of Commissioners approve the Annual Comprehensive Financial Report for Year-end April 30, 2026, as audited by Lauterbach & Amen, LLP."

Des Plaines Park District

Agenda Item 9 - A
Action requested

DATE: September 22, 2026

TO: Park Board of Commissioners

FROM: Nahid Khumawala, Director of Business

SUBJECT: Annual Comprehensive Financial Report for Year Ended April 30, 2026

Attached is the District's Annual Comprehensive Financial Report (Financial Report) for the year ended April 30, 2026. This report has been prepared in compliance with Governmental Accounting, Auditing and Financial Reporting (GAAFR) guidelines. The District received a favorable opinion from its independent auditors, Lauterbach & Amen, LLP. The auditors' opinion is located on pages 10-12 of the Financial Report.

The Financial Report consists of three sections – introductory, financial, and statistical. The introductory section provides general information regarding the District, its organizational structure, awards and the transmittal letter. The financial section begins with the opinion of the District's independent auditor, Lauterbach & Amen, LLP; followed by the Management Discussion & Analysis explaining changes in the financial statements for the year; the basic financial statements; detailed notes to the financial statements; and required supplementary information. The statistical section completes the report and provides historical and trend information.

The Financial Report provides a wealth of information and is a great resource tool. For an overview of the District and explanations of changes in financial position, read the Transmittal letter (pages 3-6) and the Management Discussion & Analysis (14-27); followed by the auditors' opinion (pages 10-12) and a review of the basic financial statements (pages 29-45).

Provided below are a brief narrative and visual illustrations of how the District's various funds performed for Fiscal Year 2026 – including budgetary comparisons for revenues and expenditures; net performance; year-end fund balances and an updated status per the District's Fund Balance Policy.

Budget versus Actual – Revenues

At the fund level, revenues exceeded budget for each of the following funds, the increase is due to:

- Tort Immunity: 8%; internal transfers from the enterprise funds to reimburse their allocated share of social security, pension, and PDRMA insurance costs
- IMRF: 99%; property tax

- Capital Projects: 2%; bond proceedings, transfers and investment interest income
- Mystic: 2%; higher participation and usage and fees

Revenue for the following funds was under budget due to:

- Corporate 5%; property tax, replacement tax and rentals
- Recreation 8%; recreation program registrations and membership
- Audit: 1%; property tax
- Special Recreation: 0%; property tax
- Social Security: 2%; property tax
- Debt Service: 2%; property tax
- Lake Park: 3%; shortfall in rental and event revenues than budgeted
- Mt. View: 13%; shortfall in revenue from the various mini-golf related and event activities compared to expectations
- Golf Center: 10%; shortfall in revenue from the various golf related activities compared to expectations

Overall, actual revenues finished slightly below budget, reflecting softer-than-anticipated activity in certain recreation and golf operations while maintaining stable performance across most other funds.

FY 2026 Budget vs. Actual Revenue

Column1	Budget	Actual	Difference	% Difference
Corporate	$ 6,548,850	$ 6,252,749	(296,101)	-5%
Recreation	6,512,174	5,971,423	(540,751)	-8%
Audit	21,900	21,690	(210)	-1%
Tort Immunity	281,765	303,364	21,599	8%
Special Recreation	900,258	897,065	(3,193)	0%
IMRF	199,826	397,262	197,436	99%
Social Security	656,501	642,599	(13,902)	-2%
Museum	132,360	131,190	(1,170)	-1%
Debt Service	2,057,554	2,021,881	(35,673)	-2%
Capital Projects	3,611,682	3,688,394	76,712	2%
Mystic	1,326,100	1,346,446	20,346	2%
Lake Park	795,850	775,318	(20,532)	-3%
Mt. View	379,800	332,222	(47,578)	-13%
Golf Center	3,674,867	3,324,776	(350,091)	-10%

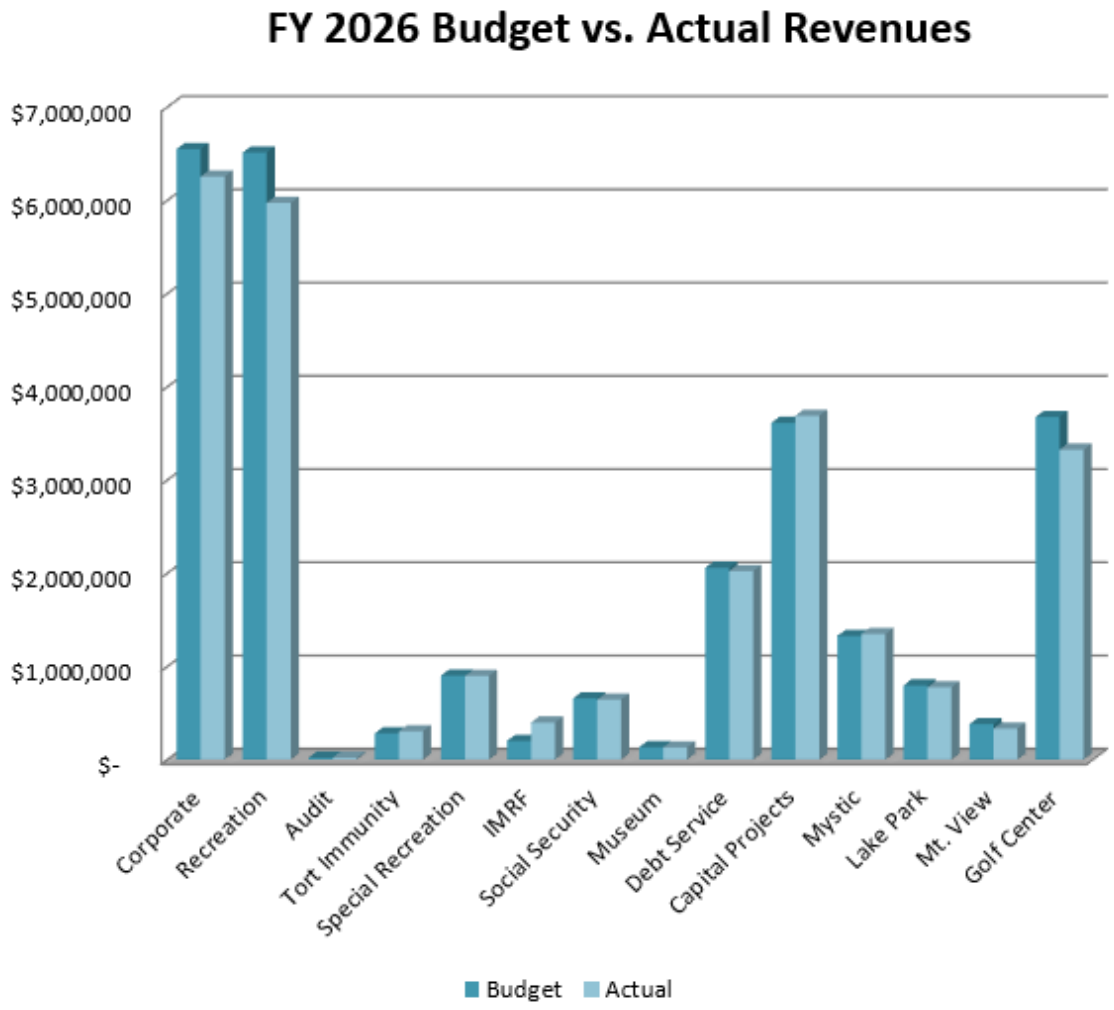

Budget versus Actual – Expenditures

Total expenditures in nearly all governmental funds came in under budget due to management of operational expenditures and personnel. With an increase in the additional payment made to IMRF to reduce future liability, the fund is over budget by 4%. As of December 2025, IMRF was funded at 101.4%. The 3% variance in Debt Service expenditure is primarily attributable to the timing and amount of bond proceeds transferred to the Capital Projects Fund for eligible capital projects and does not reflect increased operating costs. The Golf Center expenses exceeded budget by 19% primarily due to the development of the Tee Up System software, which aligns with the District's Comprehensive Master Plan. Higher-than-anticipated software development and implementation costs contributed to the budget variance. The District has historically not budgeted for depreciation, pension and OPEB expense in its enterprise funds. There are transfers made to the pension funds for salaries allocated in these funds.

FY 2026 Budget vs. Actual Expenditures				
Column1	Budget	Actual	Difference	% Difference
Corporate	$ 5,982,064	$ 5,303,724	$ 678,340	11%
Recreation	6,303,215	5,577,609	725,606	12%
Audit	34,350	31,665	2,685	8%
Tort Immunity	321,488	283,668	37,820	12%
Special Recreation	951,850	898,626	53,224	6%
IMRF	380,000	396,695	(16,695)	-4%
Social Security	587,000	562,094	24,906	4%
Museum	123,000	118,000	5,000	4%
Debt Service	2,000,691	2,059,816	(59,125)	-3%
Capital Projects	8,264,594	3,037,243	5,227,351	63%
Mystic	2,434,650	1,442,353	992,297	41%
Lake Park	938,523	821,710	116,813	12%
Mt. View	411,162	247,977	163,185	40%
Golf Center	3,205,129	3,804,812	(599,683)	-19%

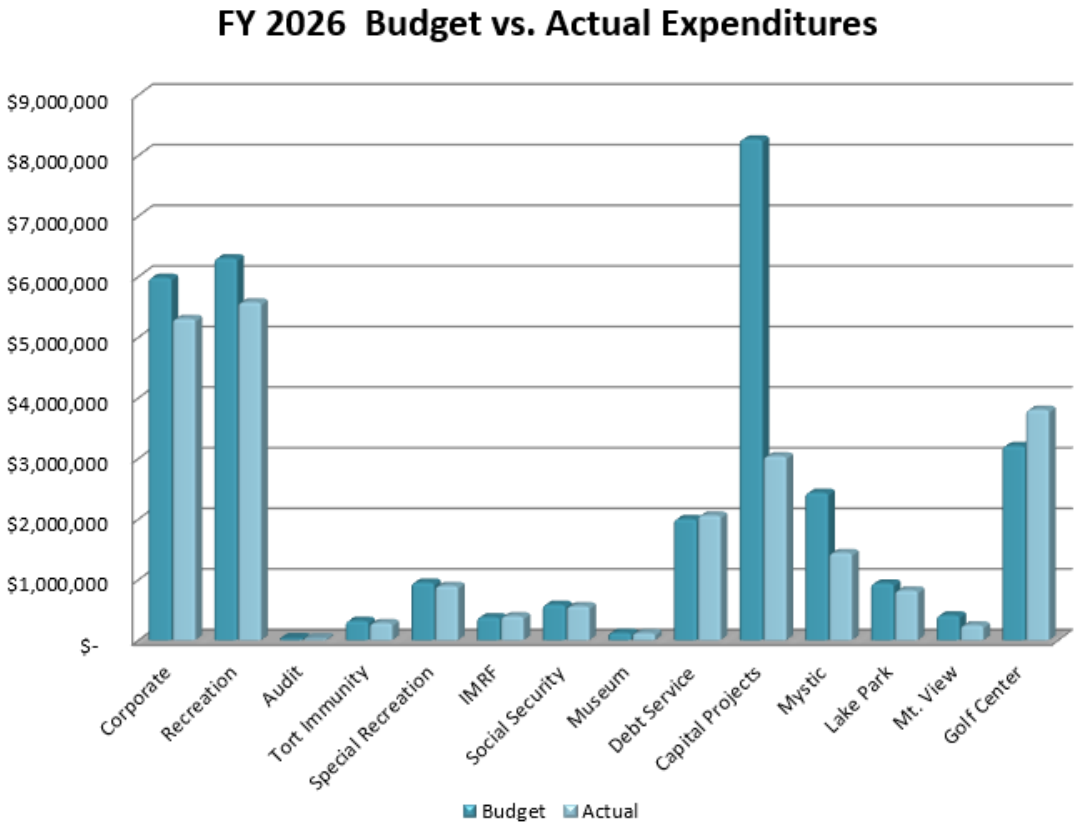

Total Fund Performance

The net impact of variances in revenues and expenditures, as compared to budget, on each fund's performance are presented in the chart below. Funds with unfavorable variances in net performance as compared to budget have been highlighted in red.

FY 2026 Fund Actual Surplus/(Deficit) vs. Budgeted Surplus/(Deficit)

Column1	FY 2026 Revenue	FY 2026 Expenditures	FY 2026 Surplus/ (Deficit)	Budgeted Surplus/ (Deficit)
Corporate	$ 6,252,749	$ 5,303,724	**$ 949,025**	$ 566,786
Recreation	5,971,423	5,577,609	**393,814**	208,959
Audit	21,690	31,665	**(9,975)**	(12,450)
Tort Immunity	303,364	283,668	**19,696**	(39,723)
Special Recreation	897,065	898,626	**(1,561)**	(51,592)
IMRF	397,262	396,695	**567**	(180,174)
Social Security	642,599	562,094	**80,505**	69,501
Museum	131,190	118,000	**13,190**	9,360
Mystic	1,346,446	1,442,353	**(95,907)**	(1,108,550)
Lake Park	775,318	821,710	**(46,391)**	(142,673)
Mt. View	332,222	247,977	**84,245**	(31,362)
Golf Center	3,324,776	3,804,812	**(480,036)**	469,738
Bonds	2,021,881	2,059,816	**(37,935)**	56,863
Capital Projects	3,688,394	3,037,243	**651,151**	(4,652,912)
Total	**$ 26,106,379**	**$ 24,585,992**	**$ 1,520,388**	**$ (4,838,229)**

Fund Balance

The chart below presents year-end fund balances for each governmental fund and cash balances for enterprise funds and applies the fund balance policy to identify levels of fund balance health. Per the policy, the Debt and Capital Projects funds are excluded from this calculation. All District Funds have a fund balance of 35% or greater of next year's budgeted expenditure.

The Fund Balance Policy levels are as follows:

- Green – A Fund that has a fund balance of greater than 35% of the current year expenditures.
- Yellow – A Fund Balance with 15% - 35% of the current year expenditures
- Red – A Fund Balance that is below 15% of the current year expenditures.

Fund	(A) Fund Balance 04/30/26	(B) Budgeted Expenditures[1] 04/30/27	(A)/(B) Policy %
Corporate	6,764,711	5,620,147	120%
Recreation	6,413,361	5,735,752	112%
Audit	37,511	37,700	99%
Tort Immunity	592,154	375,567	158%
Special Recreation	1,067,927	1,661,720	64%
IMRF	976,700	370,000	264%
Social Security	443,769	618,230	72%
Museum	108,250	123,000	88%
Mystic	2,327,570	2,714,585	86%
Lake Park	530,997	1,411,581	38%
Mt. View	1,417,328	411,176	345%
Golf Center	8,751,198	3,627,244	241%

At this time, I ask the Park Board of Commissioners to make the following motion:

"I move that the Park Board of Commissioners approve the Annual Comprehensive Financial Report for Year-end April 30, 2026, as audited by Lauterbach & Amen, LLP."

Lauterbach & Amen
668 N. River Road
Naperville, IL 60563
630.393.1483
lauterbachamen.com

September 9, 2026

Board of Commissioners
Des Plaines Park District
Des Plaines, Illinois

We have audited the financial statements of the governmental activities, the business-type activities, each major fund, and the aggregate remaining fund information of the Des Plaines Park District (the District), Illinois for the year ended April 30, 2026. Professional standards require that we provide you with information about our responsibilities under generally accepted auditing standards (and, if applicable, *Government Auditing Standards* and the Uniform Guidance), as well as certain information related to the planned scope and timing of our audit. We have communicated such information to you in our engagement letter. Professional standards also require that we communicate to you the following information related to our audit.

Significant Audit Findings

Qualitative Aspects of Accounting Practices

Management is responsible for the selection and use of appropriate accounting policies. The significant accounting policies used by the District are described in the Note 1 to the financial statements. No new accounting policies were adopted and the application of existing policies was not changed during the year ended April 30, 2026. We noted no transactions entered into by the April 30, 2026 during the year for which there is a lack of authoritative guidance or consensus. All significant transactions have been recognized in the financial statements in the proper period.

Accounting estimates are an integral part of the financial statements prepared by management and are based on management's knowledge and experience about past and current events and assumptions about future events. Certain accounting estimates are particularly sensitive because of their significance to the financial statements and because of the possibility that future events affecting them may differ significantly from those expected. The most sensitive estimates affecting the governmental and business-type activities' financial statements are noted below.

Management's estimates of the:

- Depreciation expense on capital assets is based on estimated useful lives of the underlying capital assets
- Net pension related accounts are based on estimated assumptions used by the actuary
- Total OPEB related accounts are based on estimated assumptions used by the actuary

We evaluated the key factors and assumptions used to develop the above estimates in determining that it is reasonable in relation to the financial statements taken as a whole.

The financial statement disclosures are neutral, consistent, and clear.

Difficulties Encountered in Performing the Audit

We encountered no significant difficulties in dealing with management in performing and completing our audit.

Corrected and Uncorrected Misstatements

Professional standards require us to accumulate all known and likely misstatements identified during the audit, other than those that are clearly trivial, and communicate them to the appropriate level of management. Any material misstatements detected as a result of audit procedures were corrected by management.

Disagreements with Management

For purposes of this letter, a disagreement with management is a financial accounting, reporting, or auditing matter, whether or not resolved to our satisfaction, that could be significant to the financial statements or the auditor's report. We are pleased to report that no such disagreements arose during the course of our audit.

Management Representations

We have requested certain representations from management that are included in the management representation letter dated September 9, 2026.

Management Consultations with Other Independent Accountants

In some cases, management may decide to consult with other accountants about auditing and accounting matters, similar to obtaining a "second opinion" on certain situations. If a consultation involves application of an accounting principle to the District's financial statements or a determination of the type of auditor's opinion that may be expressed on those statements, our professional standards require the consulting accountant to check with us to determine that the consultant has all the relevant facts. To our knowledge, there were no such consultations with other accountants.

Other Audit Findings or Issues

We generally discuss a variety of matters, including the application of accounting principles and auditing standards, with management each year prior to retention as the District's auditors. However, these discussions occurred in the normal course of our professional relationship and our responses were not a condition to our retention.

Other Matters

We applied certain limited procedures to the required supplementary information (RSI), as listed in the table of contents, that supplements the basic financial statements. Our procedures consisted of inquiries of management regarding the methods of preparing the information and comparing the information for consistency with management's responses to our inquiries, the basic financial statements, and other knowledge we obtained during our audit of the basic financial statements. We did not audit the RSI and do not express an opinion or provide any assurance on the RSI.

We were engaged to report on the other supplementary information and supplemental schedules, as listed in the table of contents, which accompany the financial statements but are not RSI. With respect to this supplementary information, we made certain inquiries of management and evaluated the form, content, and methods of preparing the information to determine that the information complies with the accounting principles generally accepted in the United States of America, the method of preparing it has not changed from the prior period, and the information is appropriate and complete in relation to our audit of the financial statements. We compared and reconciled the supplementary information to the underlying accounting records used to prepare the financial statements or to the financial statements themselves.

Other Matters - Continued

We were not engaged to report on the introductory section and statistical section, which accompany the financial statements but are not RSI. Such information has not been subjected to the auditing procedures applied in the audit of the basic financial statements, and accordingly, and we do not express an opinion or provide any assurance on it.

Restrictions on Use

This information is intended solely for the use of the Board of Commissioners and management of the District and is not intended to be, and should not be, used by anyone other than these specified parties.

We wish to express our gratitude to the Board of Commissioners and staff (in particular the Finance Department) of the Des Plaines Park District, Illinois for their valuable cooperation throughout the audit engagement.

Lauterbach & Amen, LLP

LAUTERBACH & AMEN, LLP

DES PLAINES PARK DISTRICT, ILLINOIS

MANAGEMENT LETTER

Des Plaines Park District

FOR THE FISCAL YEAR ENDED
APRIL 30, 2026

2222 Birch Street
Des Plaines, IL 60018
Phone: 847.391.5700
Fax: 847.391.5707
www.ddparks.org

Lauterbach & Amen
668 N. River Road
Naperville, IL 60563
630.393.1483
lauterbachamen.com

September 9, 2026

Members of the Board of Commissioners
Des Plaines Park District
Des Plaines, Illinois

In planning and performing our audit of the financial statements of the Des Plaines Park District (the District), Illinois, for the year ended April 30, 2026, we considered its internal control structure in order to determine our auditing procedures for the purpose of expressing our opinion on the financial statements and not to provide assurance on the internal control structure.

We do not intend to imply that our audit failed to disclose commendable aspects of your system and structure. For your consideration, we herein submit our comments and suggestions which are designed to assist in effecting improvements in internal controls and procedures. Those less-significant matters, if any, which arose during the course of the audit, were reviewed with management as the audit field work progressed.

The accompanying comments and recommendations are intended solely for the information and use of the Board, Executive Director and senior management of the Des Plaines Park District, Illinois.

We will review the status of these comments during our next audit engagement. We have already discussed many of these comments and suggestions with various District personnel. We would be pleased to discuss our comments and suggestions in further detail with you at your convenience, to perform any additional study of these matters, or to review the procedures necessary to bring about desirable changes.

We commend the finance department for the well prepared audit package and we appreciate the courtesy and assistance given to us by the entire District staff.

Lauterbach & Amen, LLP

LAUTERBACH & AMEN, LLP

PRIOR RECOMMENDATIONS

1. **FUNDS OVER BUDGET**

Comment

Previously and during our current year-end audit procedures, we noted that the following funds had an excess of actual expenditures over budget for the fiscal year:

Fund		4/30/2025	4/30/2026
Illinois Municipal Retirement	$	7,819	16,695
Lake Park		47,686	—

Recommendation

We recommended the District investigate the causes of the funds over budget and adopt appropriate future funding measures.

Status

This comment has not been implemented and will be repeated in the future.

Management Response

Management acknowledges this comment and will work to correct it in the coming year.

UPCOMING STANDARDS

1. GASB STATEMENT NO. 103 FINANCIAL REPORTING MODEL IMPROVEMENTS

In April 2024, the Governmental Accounting Standards Board (GASB) issued Statement No. 103, *Financial Reporting Model Improvements*, which establishes improvements to key components of the financial reporting model to enhance effectiveness in providing information that is essential for decision making and assessing a government's accountability. The Statement addresses application issues related to management's discussion and analysis, unusual or infrequent items, presentation of the proprietary fund statements of revenues, expenses, and changes in fund net position, major component unit information, and budgetary comparison information. GASB Statement No. 103, *Financial Reporting Model Improvements* is applicable to the District's financial statements for the year ended April 30, 2027.

2. GASB STATEMENT NO. 104 DISCLOSURE OF CERTAIN CAPITAL ASSETS

In September 2024, the Governmental Accounting Standards Board (GASB) issued Statement No. 104, *Disclosure of Certain Capital Assets*, which provide users of government financial statements with essential information about certain types of capital assets. This statement establishes requirements for (1) Certain types of capital assets to be disclosed separately in the capital assets note disclosures, and (2) Capital assets held for sale, including additional disclosures for those capital assets. GASB Statement No. 104, *Disclosure of Certain Capital Assets* is applicable to the Park District's financial statements for the year ended April 30, 2027.

Des Plaines Park District

Audit Journal Entries

4/30/2026

AJE #	Account Number	Account Description	Debit	Credit
1	44-01.03-403-000	MISC REVENUE	54,344	
	44-01.03-403-0X26	SALE OF FIXED ASSETS		26,000
	44-01.03-403-0X26.1	CITY OF DP-STORMWATER IGA		28,344
	L&A ONLY: Entry to reclass revenue for testing purposes			
2	51-00.00-126-000	DEFERRED PENSION OUTFLOWS		17,977
	51-00.00-245-000	DEFERRED PENSION INFLOWS	20,804	
	51-00.00-250-000	NET PENSION LIABILITY	3,231	
	51-01.07-510-014	PENSION EXPENSE		6,058
	54-00.00-126-000	DEFERRED PENSION OUTFLOWS		54,369
	54-00.00-245-000	DEFERRED PENSION INFLOWS	62,712	
	54-00.00-250-000	NET PENSION LIABILITY	9,790	
	54-01.07-510-014	PENSION EXPENSE		18,133
	Entry to adjust current year IMRF Net Pension Liability			
3	44-00.00-100-000	CASH & INVESTMENTS		50,000
	44-00.00-202-000	ACCOUNTS PAYABLE	50,000	
	PBC Entry: Entry to correct voided check			
4	52-00.00-130-000	GASB 94 LEASE RECEIVABLE		14,353
	52-00.00-270-000	GASB 94 DEFERRED INFLOW OF RESOURCES	90,218	
	52-01.02-470-000	GASB 94 INTEREST REVENUE		27,813
	52-13.05-404-019	LAKE VIEW CENTER BUILDING		48,052
	POST DRAFT ENTRY: Entry to adjust GASB 94 receivable/deferred			
		TOTAL	**291,099**	**291,099**
				-

ALL AJEs RECORDED AS NOTED ABOVE. NO PASSED AJEs FROM THE AUDIT.

DES PLAINES PARK DISTRICT, ILLINOIS

ANNUAL COMPREHENSIVE FINANCIAL REPORT

FOR THE FISCAL YEAR ENDED APRIL 30, 2026

Prepared by:

Nahid Khumawala
Director of Business

DES PLAINES PARK DISTRICT, ILLINOIS

TABLE OF CONTENTS

PAGE

INTRODUCTORY SECTION

Principal Officials 1
Organizational Chart 2
Letter of Transmittal 3
Certificate of Achievement for Excellence in Financial Reporting 7

FINANCIAL SECTION

INDEPENDENT AUDITOR'S REPORT 10

MANAGEMENT'S DISCUSSION AND ANALYSIS 14

BASIC FINANCIAL STATEMENTS

Government-Wide Financial Statements
  Statement of Net Position 30
  Statement of Activities 32
Fund Financial Statements
  Balance Sheet - Governmental Funds 34
  Reconciliation of Total Governmental Fund Balance to the
    Statement of Net Position - Governmental Activities 36
  Statement of Revenues, Expenditures and Changes in
    Fund Balances - Governmental Funds 38
  Reconciliation of the Statement of Revenues, Expenditures and Changes in
    Fund Balances to the Statement of Activities - Governmental Activities 40
Statement of Net Position - Proprietary Funds 42
Statement of Revenues, Expenses and Changes in Net Position - Proprietary Funds 44
Statement of Cash Flows - Proprietary Funds 45
Notes to the Financial Statements 46

REQUIRED SUPPLEMENTARY INFORMATION

Schedule of Employer Contributions - Last Ten Fiscal Years
  Illinois Municipal Retirement Fund 77
Schedule of Changes in the Employer's Net Pension Liability/(Asset) - Last Ten Measurement Years
  Illinois Municipal Retirement Fund 78

DES PLAINES PARK DISTRICT, ILLINOIS

TABLE OF CONTENTS

PAGE

FINANCIAL SECTION - Continued

REQUIRED SUPPLEMENTARY INFORMATION - Continued

Schedule of Changes in the Employer's Total OPEB Liability
Retiree Benefit Plan 80
Schedule of Revenues, Expenditures and Changes in Fund Balance - Budget and Actual
Corporate Fund 82
Recreation - Special Revenue Fund 83
Special Recreation - Special Revenue Fund 84

OTHER SUPPLEMENTARY INFORMATION

Schedule of Revenues, Expenditures and Changes in Fund Balance - Budget and Actual
G.O. Bond - Debt Service Fund 88
Capital Projects - Capital Projects Fund 89
Combining Balance Sheet - Nonmajor Governmental Funds 90
Combining Statement of Revenues, Expenditures and Changes in Fund Balances
Nonmajor Governmental Funds 91
Schedule of Revenues, Expenditures and Changes in Fund Balance - Budget and Actual
Audit - Special Revenue Fund 92
Tort Immunity - Special Revenue Fund 93
Illinois Municipal Retirement - Special Revenue Fund 94
Social Security - Special Revenue Fund 95
Museum - Special Revenue Fund 96
Schedule of Revenues, Expenses and Changes in Net Position - Budget and Actual
Mystic Waters - Enterprise Fund 97
Mt. View Adventure - Enterprise Fund 98
Golf Center - Enterprise Fund 99
Lake Park - Enterprise Fund 100

SUPPLEMENTAL SCHEDULES

Long-Term Debt Requirements
General Obligation Alternate Revenue Source Bonds of 2018C 102
General Obligation Limited Tax Park Bonds of 2018B 103
General Obligation Limited Tax Park Bonds of 2021A 104

DES PLAINES PARK DISTRICT, ILLINOIS

TABLE OF CONTENTS

PAGE

STATISTICAL SECTION (Unaudited)

Net Position by Component - Last Ten Fiscal Years	107
Changes in Net Position - Last Ten Fiscal Years	109
Fund Balances of Governmental Funds - Last Ten Fiscal Years	111
Changes in Fund Balances of Governmental Funds - Last Ten Fiscal Years	113
Assessed Value and Actual Value of Taxable Property - Last Ten Tax Levy Years	115
Direct and Overlapping Property Tax Rates - Last Ten Tax Levy Years	117
Principal Property Tax Payers - Current Fiscal Year and Nine Fiscal Years Ago	119
Property Tax Levies and Collections - Last Ten Tax Levy Years	120
Ratios of Outstanding Debt by Type - Last Ten Fiscal Years	121
Ratios of General Bonded Debt Outstanding to Equalized Assessed Value and Net General Obligation Bonded Debt per Capita - Last Ten Fiscal Years	122
Schedule of Direct and Overlapping Governmental Activities Debt	123
Schedule of Legal Debt Margin - Last Ten Fiscal Years	125
Demographic and Economic Statistics - Last Ten Fiscal Years	126
Principal Employers - Current Fiscal Year and Nine Fiscal Years Ago	128
Full-Time Equivalent District Employees by Function/Program - Last Ten Fiscal Years	129
Operating Statistics by Function/Program - Last Ten Fiscal Years	131
Capital Asset Statistics by Function/Program - Last Ten Fiscal Years	133

INTRODUCTORY SECTION

This section includes miscellaneous data regarding the District including: Principal Officials, Organizational Chart, Letter of Transmittal, and Certificate of Achievement for Excellence in Financial Reporting.

DES PLAINES PARK DISTRICT, ILLINOIS

Principal Officials
April 30, 2026

BOARD OF COMMISSIONERS

Erin Doerr, President

Jana Haas, Vice President

Eli Williams, Treasurer

James Grady, Commissioner

Alan Osinski, Commissioner

ADMINISTRATIVE STAFF

Donald Miletic, Executive Director

Nahid Khumawala, Director of Business

Aurelio Marquez, Director of Parks and Planning

Brian Panek, Director of Facilities and Recreation

Nicole Dale, Director of Administration and Human Resources

ORGANIZATION CHART

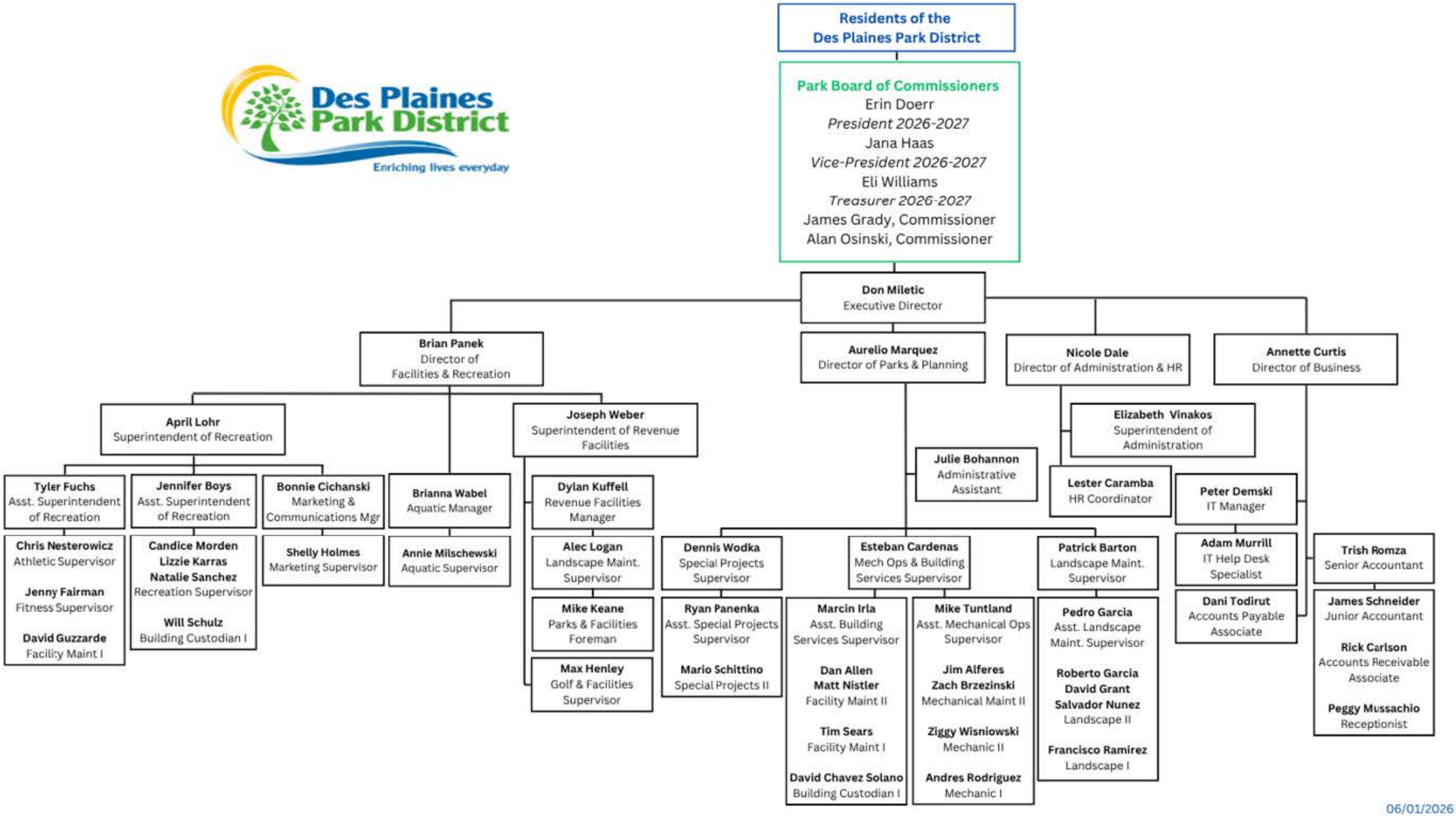

Des Plaines Park District

September 9, 2026

Board of Park Commissioners
Citizens of the Des Plaines Park District

The Annual Comprehensive Financial Report (ACFR) of the Des Plaines Park District for the year ended April 30, 2026 is hereby submitted. This report represents a comprehensive picture of the District's financial activities during Fiscal Year 2026 and the financial condition of its various funds at April 30, 2026. State law requires that all general-purpose local governments publish a complete set of financial statements presented in conformity with generally accepted accounting principles (GAAP) and audit in accordance with generally accepted auditing standards by a firm of licensed certified public accountants.

Management assumes full responsibility for the completeness and reliability of all of the information presented in the report based upon a comprehensive internal control framework. Because the cost of internal controls should not outweigh their benefits, the District's comprehensive framework of internal controls has been designed to provide reasonable rather than absolute assurance that the financial statements will be free from material misstatement.

Lauterbach & Amen, LLP, Independent Certified Public Accountants, have issued an unmodified (clean) opinion on the District's financial statements for the fiscal year ended April 30, 2026. The independent auditors' report is presented at the front of the financial section of this report.

GAAP requires that management provide a narrative introduction, overview, and analysis to accompany the basic financial statements in the form of a Management's Discussion and Analysis (MD&A). The letter of transmittal is designated to complement the MD&A and should be read in conjunction with it. The Des Plaines Park District's MD&A can be found immediately following the report of the independent auditors.

Profile of the Des Plaines Park District

Incorporated in 1919, the Des Plaines Park District is located approximately 17 miles northwest of downtown Chicago, in close proximity to O'Hare International Airport and with ease of access to major interstates, commuter trains, and buses. The District spans approximately 15 square miles and, based on the 2020 U.S. Census, serves a population of 60,675. The District's boundaries include most of the City of Des Plaines; as well as, portions of the Village of Mount Prospect, the City of Park Ridge, and of unincorporated Cook County. The District is empowered to levy a property tax on real property located within its boundaries. It is also empowered by state statute to extend its corporate limits by annexation, which it has done from time to time.

The Park District operates under a Board-Manager form of government. Policymaking authority is vested in a governing board (Board of Commissioners) consisting of the President and four other members, all elected on a non-partisan basis. The Board of Commissioners appoints the District's Executive Director, who in turn appoints department heads and staff. Board members are elected at-large and serve six-year terms. The day- to-day administration of the District is the responsibility of the Executive Director. The District employs 54 full- time staff and over 600 part-time and seasonal staff throughout the year.

The Des Plaines Park District provides a full range of services including recreation programs, park management, capital development, and general administration. Recreational facilities/sites owned by the Park District include 58 sites totaling 286.61 acres, three outdoor swimming pools; an indoor aquatic center; two recreation centers; two golf courses; a driving range; a miniature golf center with a skate park, BMX bike park, and batting cages; and an assortment of softball diamonds, playgrounds, and picnic areas. New for fiscal year 2026, the renovation of the Fitness Center at Prairie Lakes Community Center, which provides enhanced fitness experience. In addition, the district utilizes and maintains 106 acres of property under an intergovernmental cooperative agreement.

As an independent unit of government, the Park District includes all of the funds of its operations and component units based on financial accountability. The accompanying financial statements include only those funds of the District, as there are no other organizations for which it has financial accountability. The Park District participates in the Illinois Municipal Retirement Fund (IMRF), the Maine Niles Association of Special Recreation (MNASR), and the Park District Risk Management Agency (PDRMA). Since these organizations are separate government units and the Park District does not exercise financial accountability over these agencies, their financial statements are not included in this report. Audited financial statements for these organizations are available upon request from their business offices.

The Board of Commissioners is required to approve and adopt its annual budget and appropriation ordinance prior to or within the first quarter of the fiscal year. The annual budget serves as the tool used to manage day-to-day operations and to ensure fiscal accountability; whereas, the appropriation represents the legal limit on spending. The legal level of budgetary control is at the fund level, which is the level at which management cannot overspend the budget without approval from the Board. While State law prohibits spending beyond the appropriation, there are provisions within the law that, after six months of the fiscal year, allow for transfers of anticipated unexpended amounts between appropriation items. These transfers are subject to certain limitations on percentages of transfers within a fund and voting majority required for approval. In addition, the Board may amend the budget and appropriation ordinance following the same process used for adopting the original ordinance.

Local Economy

The unemployment rate in the City of Des Plaines remained constant during the fiscal year as was reported for April 2026 at 4.6%. The April 2026 unemployment rate for the City of Des Plaines was lower than the 5.3% for Cook County, and lower than the 5.1% reported for the State of Illinois.

The Park District has an above average residential base along with substantial commercial and industrial real estate development. Approximately 58.15% of the District's Equalized Assessed Valuation is residential with 24.77% commercial and 16.85% industrial.

The ten largest taxpayers within the District include Midwest Gaming, Wille Road LLC, Juno Lighting Inc., Marc Realty LLC, Sysco Chicago, LA Group Properties, 1425 Ellinwood Apartments, UOP LLC, EGP 2300 Des Plaines, O'Hare Lake Office Park with a total combined taxable assessed valuation of $265,580,822.

Long Term Financial Planning

The Park District's long-term financial planning centers around its Strategic Plan; the Comprehensive Master and Capital Improvement Plans; and the Community Needs Assessments. Together, these documents provide guidance on the direction, goals, and needs of the District; along with, strategies on how to accomplish these goals. The purpose of the Strategic Plan is to establish a specific direction for the District to continue to improve its operations, programs, financial stability, and maintain its exceptional standards. During fiscal year 2025 staff created the 2025 -2030 Strategic Plan, which will establish new goals, based on community feedback, designed to continue the standard of providing a premiere park district.

The original Master Plan, produced in 2002, was substantially revised in 2008, 2010, 2014 and 2019. The Comprehensive Master Plan is a planning tool that provides a guideline and a framework for future park development, and serves as an aid in upgrading and increasing the use of existing parks. The report is a culmination of research and analysis of background information; national standards based on District demographics; information obtained from residents through focus groups, one-on-one discussions, and the 2006, 2012 and 2023 Community Needs Assessment Surveys; trends; perceptions; and goals of the Park District Board, staff and Park District residents.

In preparation of developing the 2025 - 2030 Strategic Plan, the District conducted a Community Needs Assessment Survey in 2022. The purpose of the study was to obtain input from Des Plaines Park District residents on facility use, operations, capital improvements, program evaluation and reasons for using or not using facilities.

The District assesses its capital needs through the Capital Improvement Plan (CIP). This document is a planning tool to identify short and medium term capital needs and prioritize those demands with available funding. For a project to be included in the CIP, it must involve the creation, improvement, or acquisition of a tangible asset with an original cost of at least $15,000.

To fund its operational and long-term goals, the District works within the constraints of the State's Tax Cap laws; annually reviews fees and charges for services and implements increases necessary to offset related costs; applies for federal and state grant funding for capital; continually seeks additional opportunities for revenue; and closely monitors its budget. In addition, the District adheres to the following financial policies, which govern the allocation and management of resources.

- An investment policy, providing for investment return based on State Statute while protecting principal;
- A purchasing policy, setting forth the procedures for ensuring that the best products and services are received at the lowest possible price;
- A capital policy, setting forth the thresholds for capital assets; and providing guidelines in formulating and adopting the Capital Improvement Plan;
- A fund balance policy, setting forth the benchmark reserve levels to be maintained in the various funds to ensure proper working capital.

When funding capital improvements, the Park District strives to minimize its debt issuance and the cost to the taxpayer by securing grant funding; utilizing accumulated reserves when available; and continually seeking other funding sources, such as public private partnerships.

In fiscal year 2026, the Park District focused on:

- Development of Blackhawk Dog Park
- Prairie Lake Community Center's Fitness Center remodel
- Renovations of Dimucci and Woodlawn parks' playground
- Kiosk and software replacement for the Golf Center's Tee Up system

Major Initiatives

For the 2026-2027 fiscal year, the district has committed the majority of its financial and staffing resources to completion of the following major projects focused on improving, maintaining, and upgrading its parks and operations. The District will also be replacing trucks and equipment and completing several smaller improvements throughout its parks and facilities.

Captial Projects	FY2026/27 Budget
ALC - building and mechanical	1,485,000.00
DP Manor Park	285,000.00
Equipment Replacement	232,500.00
Lake Park Club House-multiple	290,000.00
Mystic Waters- Water Slides	1,018,000.00
Mystic Waters- mechanical	165,000.00
Northshire Park	220,000.00
Oakwood Maintenance Center-multiple	1,406,000.00
Potowatami Park Gazebo	55,000.00
West Park Playground	900,500.00
Woodlawn Park	205,000.00
Vehicle Replacement	595,000.00

Awards and Acknowledgments

The Government Finance Officers Association (GFOA) awarded a Certificate of Achievement for Excellence in Financial Reporting to the Des Plaines Park District for its annual comprehensive financial report for the fiscal year ended April 30, 2025. This was the 30th year that the Park District received this prestigious award. In order to be awarded a Certificate of Achievement, a government must publish an easily readable and efficiently organized comprehensive annual financial report. This report satisfies both generally accepted accounting principles and applicable legal requirements.

A Certificate of Achievement is valid for a period of one year only. We believe that our current comprehensive annual financial report continues to meet the Certificate of Achievement Program's requirements and we are submitting it to the GFOA to determine its eligibility for another certificate.

The preparation of this report could not have been accomplished in a timely manner without the efficient and dedicated services of the entire staff of the Business Department. I would like to thank the employees of the Business Department; as well as, staff throughout the District for their cooperation and assistance in the preparation of this report. In addition, I would like thank the Board of Commissioners and the Executive Director for their leadership and support in planning and conducting the financial operations of the District in a responsible and prudent manner.



Annette Curtis
Director of Business

Government Finance Officers Association

Certificate of Achievement for Excellence in Financial Reporting

Presented to

Des Plaines Park District
Illinois

For its Annual Comprehensive
Financial Report
For the Fiscal Year Ended

April 30, 2025

Christopher P. Morrill

Executive Director/CEO

FINANCIAL SECTION

This section includes:

- Independent Auditor's Report
- Management’s Discussion and Analysis
- Basic Financial Statements
- Required Supplementary Information
- Other Supplementary Information
- Supplemental Schedules

INDEPENDENT AUDITOR'S REPORT

This section includes the opinion of the District’s independent auditing firm.

Lauterbach & Amen
668 N. River Road
Naperville, IL 60563
630.393.1483
lauterbachamen.com

INDEPENDENT AUDITOR'S REPORT

September 9, 2026

Members of the Board of Commissioners
Des Plaines Park District
Des Plaines, Illinois

Opinions

We have audited the accompanying financial statements of the governmental activities, the business-type activities, each major fund, and the aggregate remaining fund information of the Des Plaines Park District (the District), Illinois as of and for the year ended April 30, 2026, and the related notes to the financial statements, which collectively comprise the District's basic financial statements as listed in the table of contents.

In our opinion, the financial statements referred to above present fairly, in all material respects, the respective financial position of the governmental activities, the business-type activities, each major fund, and the aggregate remaining fund information of the Des Plaines Park District, Illinois, as of April 30, 2026, and the respective changes in financial position and, where applicable, cash flows thereof for the year then ended in accordance with accounting principles generally accepted in the United States of America.

Basis for Opinions

We conducted our audit in accordance with auditing standards generally accepted in the United States of America. Our responsibilities under those standards are further described in the Auditor's Responsibilities for the Audit of the Financial Statements section of our report. We are required to be independent of the District, and to meet our other ethical responsibilities, in accordance with the relevant ethical requirements relating to our audit. We believe that the audit evidence we have obtained is sufficient and appropriate to provide a basis for our audit opinions.

Responsibilities of Management for the Financial Statements

Management is responsible for the preparation and fair presentation of the financial statements in accordance with accounting principles generally accepted in the United States of America, and for the design, implementation, and maintenance of internal control relevant to the preparation and fair presentation of financial statements that are free from material misstatement, whether due to fraud or error.

In preparing the financial statements, management is required to evaluate whether there are conditions or events, considered in the aggregate, that raise substantial doubt about the District's ability to continue as a going concern for twelve months beyond the financial statement date, including any currently known information that may raise substantial doubt shortly thereafter.

Auditor's Responsibilities for the Audit of the Financial Statements

Our objectives are to obtain reasonable assurance about whether the financial statements as a whole are free from material misstatement, whether due to fraud or error, and to issue an auditor's report that includes our opinions. Reasonable assurance is a high level of assurance but is not absolute assurance and therefore is not a guarantee that an audit conducted in accordance with generally accepted auditing standards will always detect a material misstatement when it exists. The risk of not detecting a material misstatement resulting from fraud is higher than for one resulting from error, as fraud may involve collusion, forgery, intentional omissions, misrepresentations, or the override of internal control. Misstatements are considered material if there is a substantial likelihood that, individually or in the aggregate, they would influence the judgment made by a reasonable user based on the financial statements.

In performing an audit in accordance with generally accepted auditing standards, we:

- Exercise professional judgment and maintain professional skepticism throughout the audit.
- Identify and assess the risks of material misstatement of the financial statements, whether due to fraud or error, and design and perform audit procedures responsive to those risks. Such procedures include examining, on a test basis, evidence regarding the amounts and disclosures in the financial statements.
- Obtain an understanding of internal control relevant to the audit in order to design audit procedures that are appropriate in the circumstances, but not for the purpose of expressing an opinion on the effectiveness of the District's internal control. Accordingly, no such opinion is expressed.
- Evaluate the appropriateness of accounting policies used and the reasonableness of significant accounting estimates made by management, as well as evaluate the overall presentation of the financial statements.
- Conclude whether, in our judgment, there are conditions or events, considered in the aggregate, that raise substantial doubt about the District's ability to continue as a going concern for a reasonable period of time.

We are required to communicate with those charged with governance regarding, among other matters, the planned scope and timing of the audit, significant audit findings, and certain internal control-related matters that we identified during the audit.

Required Supplementary Information

Accounting principles generally accepted in the United States of America require that the management's discussion and analysis, the budgetary comparison schedules, and supplementary pension and other post-employment benefit (OPEB) schedules, as listed in the table of contents, be presented to supplement the basic financial statements. Such information is the responsibility of management and, although not a part of the basic financial statements, is required by the Governmental Accounting Standards Board, who considers it to be an essential part of financial reporting for placing the basic financial statements in an appropriate operational, economic, or historical context. We have applied certain limited procedures to the required supplementary information in accordance with auditing standards generally accepted in the United States of America, which consisted of inquiries of management about the methods of preparing the information and comparing the information for consistency with management's responses to our inquiries, the basic financial statements, and other knowledge we obtained during our audit of the basic financial statements. We do not express an opinion or provide any assurance on the information because the limited procedures do not provide us with sufficient evidence to express an opinion or provide any assurance.

Supplementary Information

Our audit was conducted for the purpose of forming opinions on the financial statements that collectively comprise the Des Plaines Park District, Illinois' basic financial statements. The other supplementary information and supplemental schedules are presented for purposes of additional analysis and are not a required part of the basic financial statements. Such information is the responsibility of management and was derived from and relates directly to the underlying accounting and other records used to prepare the basic financial statements. The information has been subjected to the auditing procedures applied in the audit of the basic financial statements and certain additional procedures, including comparing and reconciling such information directly to the underlying accounting and other records used to prepare the basic financial statements or to the basic financial statements themselves, and other additional procedures in accordance with auditing standards generally accepted in the United States of America. In our opinion, the other supplementary information and supplemental schedules are fairly stated, in all material respects, in relation to the basic financial statements as a whole.

Other Information

Management is responsible for the other information included in the annual report. The other information comprises the introductory and statistical sections but does not include the basic financial statements and our auditor's report thereon. Our opinions on the basic financial statements do not cover the other information, and we do not express an opinion or any form of assurance thereon.

In connection with our audit of the basic financial statements, our responsibility is to read the other information and consider whether a material inconsistency exists between the other information and the basic financial statements, or the other information otherwise appears to be materially misstated. If, based on the work performed, we conclude that an uncorrected material misstatement of the other information exists, we are required to describe it in our report.

Lauterbach & Amen, LLP

LAUTERBACH & AMEN, LLP

MANAGEMENT'S DISCUSSION AND ANALYSIS

The Management Discussion and Analysis (MD&A) provides an introduction to the financial performance and statements of the Des Plaines Park District (the District) for the fiscal year ended April 30, 2026. The MD&A is designed to assist the reader in focusing on significant issues; provide an overview of the District's financial activity; identify any material deviation from the financial plan; identify individual fund issues or concerns; and identify changes in the District's financial position and its ability to address subsequent years' challenges.

We encourage readers to consider the information presented here, in conjunction with the letter of transmittal (which can be found in the introductory section of this report) and the District's Financial Statements and accompanying notes (which can be found in the basic financial statements section of this report).

FINANCIAL HIGHLIGHTS

- The District obtained an unmodified opinion from the independent audit firm, Lauterbach & Amen, LLP.
- Net position (assets and deferred outflows minus liabilities and deferred inflows) of the District totaled $93,216,859 at April 30, 2026. Of this amount, $63,431,257 is net invested in capital assets, $4,485,866 is restricted, and $25,299,736 is unrestricted and may be used to meet the District's general obligations. Net position increased $2,007,351, or 2.2% from 2025.
- The District's combined Governmental Funds ending fund balance increased $2,058,474 or 8.6% as of April 30, 2026. The majority of this increase occurred in the Corporate Fund and in the Capital Projects Fund. Increased fund balance is due to expenditure management in the Corporate Fund and increased property tax receipts while the Capital Fund received multiple transfers from the Corporate, Recreation, G.O. Bond and Golf Center funds.
- At the end of the current fiscal year, the unassigned fund balance for the Corporate Fund was $7,708,045 or 170.0% of expenditures. The unassigned fund balance increased $965,820 or 14.3% from the prior year.
- Governmental debt outstanding was $2,891,747, compared to $4,115,231 last year, reflecting a decrease of 29.7%.
- Property tax revenue increased by $629,712 or 6.1% for a total of $11,014,419.
- Non-property tax revenues reflected an overall decrease of 3,882,984 (or 24.9%). This decrease resulted mainly from a decrease in capital grants and contributions of $3,288,461.

OVERVIEW OF THE FINANCIAL STATEMENTS

Management's Discussion and Analysis introduces the District's basic financial statements. The basic financial statements are: (1) government-wide financial statements, (2) fund financial statements, and (3) notes to the financial statements. This report also contains other supplementary information in addition to the basic financial statements themselves.

Government-Wide Financial Statements

The government-wide financial statements incorporate all of the District's governmental and business-type activities, in a manner similar to a private sector business using the economic resources measurement focus and the accrual basis of accounting.

The Statement of Net Position (see the financial section of this report) presents information on all of the District's assets, deferred outflows, liabilities and deferred inflows, with the difference reported as net position. Over time, increases or decreases in net position may serve as useful indicators of whether the financial position of the District is improving or deteriorating.

OVERVIEW OF THE FINANCIAL STATEMENTS - Continued

Government-Wide Financial Statements - Continued

The Statement of Changes in Net Position presents information showing how the District's net position changed during the most recent fiscal year. All changes in net position are reported as soon as the underlying event giving rise to the change occurs, regardless of the timing of related cash flows. Thus, revenues and expenses are reported in this statement for some items that will only result in cash flows in future fiscal periods (e.g. uncollected taxes and earned but unused vacation leave).

Both of the government-wide financial statements distinguish functions of the District that are principally supported by taxes and intergovernmental revenues (governmental activities) from other functions that are intended to recover all or a significant portion of their costs through user fees and charges (business-type activities). The governmental activities of the District include general government and culture and recreation. The business-type activities of the District consist of golf driving range/courses, miniature golf and water park operations.

Fund Financial Statements

A fund is a grouping of related accounts that is used to maintain control over resources that have been segregated for specific activities or objectives. The Des Plaines Park District, like other state and local governments, uses fund accounting to ensure and demonstrate compliance with finance-related legal requirements. All of the funds of the District can be divided into two categories: governmental funds and proprietary funds.

Governmental Funds - Governmental funds are used to account for essentially the same functions reported as governmental activities in the government-wide financial statements. However, unlike the government-wide financial statements, governmental fund financial statements focus on short-term inflows and outflows of available resources; as well as, on balances of spendable resources available at the end of the fiscal year. This information is useful in evaluating a government's near-term financing requirements.

Because the focus of governmental funds is narrower than that of the government-wide financial statements, it is useful to compare the information presented for governmental funds with similar information presented for governmental activities in the government-wide financial statements. By doing so, readers may better understand the long-term impact of the government's near-term financing decisions. Both the governmental fund balance sheet and the governmental fund statement of revenues, expenditures, and changes in fund balances provide a reconciliation to facilitate this comparison between governmental funds and governmental activities.

The District maintains ten individual governmental funds. Information is presented separately in the governmental fund balance sheet and in the governmental fund statement of revenues, expenditures, and changes in fund balances for the five funds considered major funds. Major funds are those whose revenues, expenditures/ expenses, assets or liabilities are at least ten percent of the total for their fund category or type (governmental) and at least five percent of the aggregate amount for all governmental funds. Any fund may be reported as a major fund if management considers the fund particularly important to financial statement users. Data from the other governmental funds are combined into a single aggregated presentation.

OVERVIEW OF THE FINANCIAL STATEMENTS - Continued

Fund Financial Statements - Continued

Major Funds	Nonmajor Funds
Corporate Fund	Audit Fund
Recreation Fund	Tort Immunity Fund
Special Recreation Fund	Illinois Municipal Retirement Fund
G.O. Bond Fund	Social Security Fund
Capital Projects Fund	Museum Fund

The District adopts an annual budget and appropriation for all of its funds. A budgetary comparison statement has been provided for the funds to demonstrate compliance with this budget.

Proprietary Funds - The Des Plaines Park District maintains only one type of proprietary fund. That fund type is an enterprise fund and is used to report the same functions presented in the business-type activities in the government-wide financial statements. The Des Plaines Park District uses enterprise funds to account for Mystic Waters water park; Mt. View Adventure miniature golf and batting cages; the Golf Center driving range and short course; and Lake Park golf course, Lakeview Center and marina.

Proprietary funds provide the same type of information as the government-wide financial statements, only in more detail. The detailed proprietary fund financial statements are grouped in a manner similar to governmental fund statements. The basic proprietary fund financial statements can be found in the financial section of this report.

Notes to the Financial Statements
Additional information that is essential to a full understanding of the government-wide and fund financial statements is provided in the notes to the financial statements.

Other Supplementary Information
In addition to the basic financial statements and accompanying notes, this report also presents certain required supplementary information concerning the District's progress in funding its obligation to provide benefits to its employees.

GOVERNMENT-WIDE FINANCIAL ANALYSIS

Statement of Net Position - As noted earlier, net position may serve over time as a useful indicator of a government's financial position. The District's combined assets and deferred outflows exceeded its liabilities and deferred inflows by $93,216,859 as of April 30, 2026. This represented a net increase of $2,007,351 over the prior year net position balance of $91,209,508. The table below presents a summary of the District's net position.

GOVERNMENT-WIDE FINANCIAL ANALYSIS - Continued

Statement of Net Position - Continued.

	Summary Statement of Net Position					
	Governmental Activities		Business-Type Activities		Totals	
	2026	2025	2026	2025	2026	2025
Assets						
Current Assets	$ 35,228,890	32,902,410	9,070,423	8,480,527	44,299,313	41,382,937
Capital Assets	58,869,036	58,675,585	7,852,326	7,833,805	66,721,362	66,509,390
Total Assets	94,097,926	91,577,995	16,922,74	16,314,33	111,020,67	107,892,32
Deferred Outflows	350,762	740,632	29,303	61,873	380,065	802,505
Total Assets and Deferred	94,448,688	92,318,627	16,952,05	16,376,20	111,400,74	108,694,83
Liabilities						
Current Liabilities	3,997,426	4,041,966	2,736,725	2,505,429	6,734,151	6,547,395
Long-Term Liabilities	2,091,953	3,416,795	87,926	94,512	2,179,879	3,511,307
Total Liabilities	6,089,379	7,458,761	2,824,651	2,599,941	8,914,030	10,058,702
Deferred Inflows	8,169,543	6,580,413	1,100,308	846,209	9,269,851	7,426,622
Total Liabilities and Deferred	14,258,922	14,039,174	3,924,959	3,446,150	18,183,881	17,485,324
Net Position						
Net Investment in Capital Assets	55,593,131	54,251,581	7,838,126	7,833,805	63,431,257	62,085,386
Restricted	4,482,907	4,382,423	2,959	—	4,485,866	4,382,423
Unrestricted	20,113,728	19,645,449	5,186,008	5,096,250	25,299,736	24,741,699
Total Net Position	80,189,766	78,279,453	13,027,09	12,930,05	93,216,859	91,209,508

A large portion of the District's net position, $63,431,257 or 68.1%, reflects its net investment in capital assets (e.g., land, construction in progress, land improvements, buildings and improvements, swimming pools, water slide, miniature golf course, skate park and batting cages, machinery and equipment, and automobiles and trucks), less any related debt used to acquire those assets that is still outstanding. The District uses these capital assets to provide services; consequently, these assets are not available for future spending. Although the District's investment in its capital assets is reported net of related debt, it should be noted that the resources needed to repay this debt must be provided from other sources, such as property taxes, since the capital assets themselves cannot be used to pay these liabilities.

The moderate increase in net position for the current fiscal year relates to increases in current assets, such as cash and availability payment arrangements, along with a decrease in long-term debt.

GOVERNMENT-WIDE FINANCIAL ANALYSIS - Continued

Statement of Net Position - Continued. An additional portion, $4,485,866 or 4.8%, of the District's net position is subject to legal or contractual external restrictions on its use. The increase in restricted net position from the prior year is primarily due to the increase in net position restricted for employee retirement, museum, and tort immunity. The remaining $25,299,736 or 27.1% of net position is unrestricted and may be used to meet the District's ongoing obligations to citizens and creditors. The increase in unrestricted net position is primarily due to tax revenue and favorable investment returns in fiscal year 2026.

Statement of Changes in Net Position - A summary of changes in net position is presented in the chart below.

	Summary of Changes in Net Position					
	Governmental		Business-Type		Totals	
	2026	2025	2026	2025	2026	2025
Revenues						
Program Revenues:						
Charges for Services	$ 4,264,015	4,560,922	5,388,160	5,429,417	9,652,175	9,990,339
Capital Grants and Contributions	3,500	3,291,961	—	—	3,500	3,291,961
General Revenues:						
Taxes	11,014,419	10,384,707	—	—	11,014,419	10,384,707
Intergovernmental	579,644	603,070	—	—	579,644	603,070
Interest Income	912,358	1,025,726	426,512	453,946	1,338,870	1,479,672
Donations and Miscellaneous	144,586	236,717	—	—	144,586	236,717
Total Revenues	16,918,522	20,103,103	5,814,672	5,883,363	22,733,194	25,986,466
Expenses						
Program Expenses:						
General Government	7,342,911	6,044,556	—	—	7,342,911	6,044,556
Culture and Recreation	8,577,156	7,853,505	—	—	8,577,156	7,853,505
Interest	68,142	101,808	—	—	68,142	101,808
Mystic Waters	—	—	1,551,923	1,386,865	1,551,923	1,386,865
Lake Park	—	—	738,992	664,309	738,992	664,309
Mt. View Adventure	—	—	275,810	413,175	275,810	413,175
Golf Center	—	—	2,170,909	2,134,868	2,170,909	2,134,868
Total Expenses	15,988,209	13,999,869	4,737,634	4,599,217	20,725,843	18,599,086
Increase (Decrease) in Net Position	930,313	6,103,234	1,077,038	1,284,146	2,007,351	7,387,380
Transfers - Internal Activity	980,000	980,000	(980,000)	(980,000)	—	—
Change in Net Position	1,910,313	7,083,234	97,038	304,146	2,007,351	7,387,380
Net Position - Beginning	78,279,453	71,196,219	12,930,055	12,625,909	91,209,508	83,822,128
Net Position - Ending	80,189,766	78,279,453	13,027,093	12,930,055	93,216,859	91,209,508

GOVERNMENT-WIDE FINANCIAL ANALYSIS - Continued

Statement of Changes in Net Position - Continued. The District's net position increased by $2,007,351. Of this increase in net position, $1,910,313 was attributed to governmental activities with business-type activities contributing the remaining $97,038. Further analysis is provided within the governmental and business-type activities sections.

Governmental Activities

As noted earlier, the net position of governmental activities increased by $1,910,313, which reflects the net result of $15,988,209 in expenses; $4,267,515 in program revenues; $12,651,007 in general revenues; and $980,000 in net transfers in. Transfers are used to pay for the Golf Center debt and for funding of capital assets.

Revenues

For fiscal year 2026, governmental activities revenue totaled $16,918,522, which reflected a decrease of $3,184,581 or 15.8% over fiscal year 2025. The following graph provides a visual presentation of revenues by source.

Governmental Activities Revenues by Source

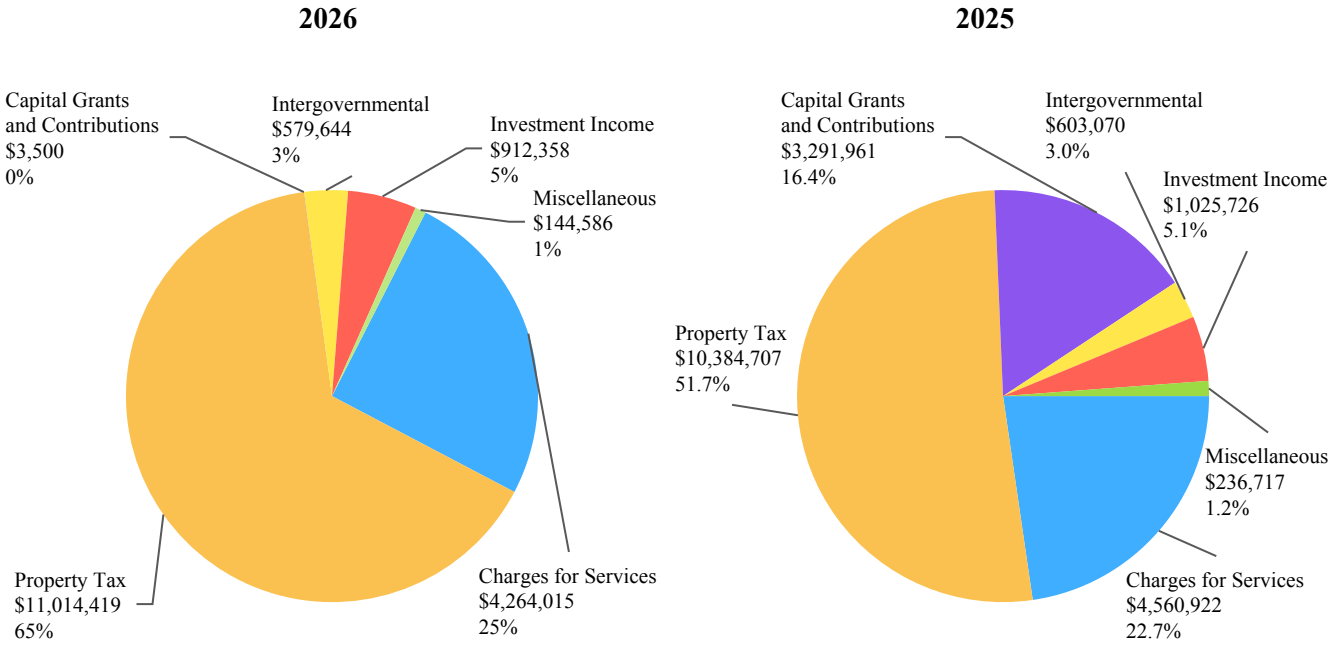

	Fiscal Year 2026	Fiscal Year 2025
Charges for Services	$ 4,264,015	4,560,922
Property Tax	11,014,419	10,384,707
Capital Grants and Contributions	3,500	3,291,961
Intergovernmental	579,644	603,070
Investment Income	912,358	1,025,726
Miscellaneous	144,586	236,717

GOVERNMENT-WIDE FINANCIAL ANALYSIS - Continued

Governmental Activities - Continued

Revenues - Continued

Property tax revenue represented a large portion of the revenue base, generating 65.1% of governmental activities revenue. Property tax revenue increased 6.1% or $629,712 to $11,014,419 as of April 30, 2026. Property taxes fund governmental activities, including but not limited to, the District's contribution to the Illinois Municipal Retirement Fund, Social Security, Tort Immunity, Audit, Special Recreation, and Museum funds. The increase in property tax revenues reflects the combination of a higher percentage of collections on first installment taxes in 2026, additional collections of delinquent taxes from 2025 first installment taxes, and an increase in the property tax levy.

Charges for services accounted for 25.2% of total governmental activities revenues. Charges for services revenue decreased 6.5% or $296,907 to $4,264,015 as of April 30, 2026. This decrease is due to lower participation and fee adjustments. Throughout the year enrollment decreased for programs, rentals and memberships.

As the graph illustrates, capital grants and contributions decreased $3,288,461 or 99.9%. Fiscal year 2026 saw the completion of the Prairie Lakes Fitness Center renovation, Blackhawk Dog Park, Dimucci playground, implementation of Tee Up software at the Golf Center and Administrative and Leisure Center mechanical upgrades. These projects were not grant supported.

Intergovernmental revenues consist of the District's share of personal property replacement taxes collected and allocated by the State of Illinois. Replacement tax revenues decreased $23,426 or 3.9% over the prior year.

GOVERNMENT-WIDE FINANCIAL ANALYSIS - Continued

Governmental Activities - Continued

Expenses

Governmental activities expenses totaled $15,988,209 in fiscal year 2026. This represented an increase of $1,988,340 or 14.2% over 2025.

Governmental Activities - Expenses by Function

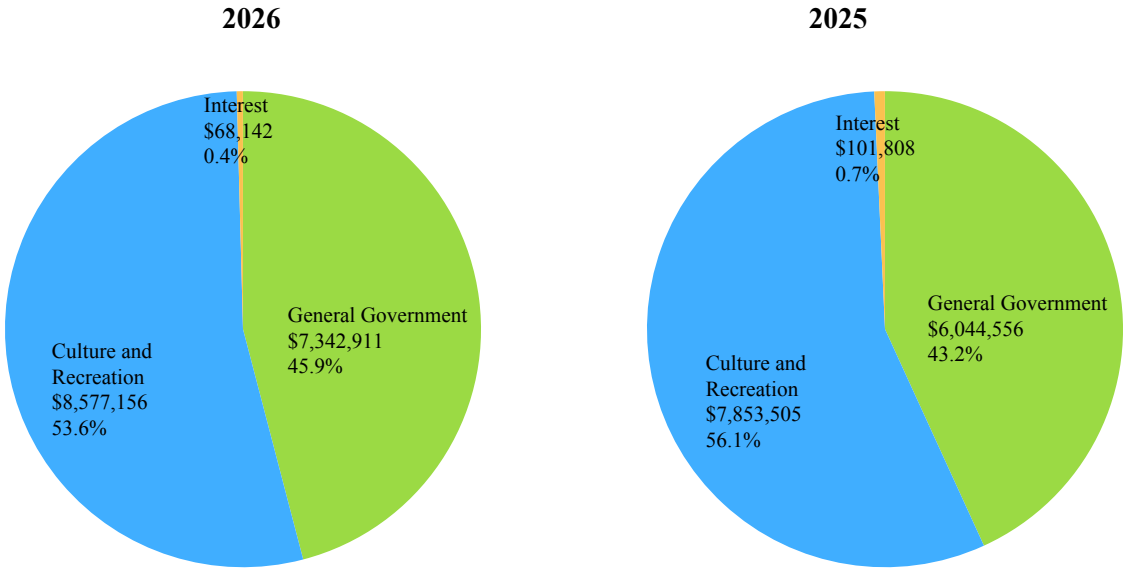

The culture and recreation function accounted for 53.7% of expenses for 2026. This category encompasses all expenses (i.e. payroll, materials and supplies, contractual services, etc.) related to maintaining the activities and events offered to our residents. The expenses associated with providing these services increased $723,651 or 9.2% over 2025.

At 45.9%, the general government function accounted for the next largest portion of expenses for 2026. This category includes all expenses related to maintenance of our parks; as well as, administrative support services and related expenses. General government expenses increased 21.5% or $1,298,355 from 2025 as a result of a large increase in deferred inflows related to IMRF.

The last component, at $68,142 and 0.4% is interest and fiscal charges on the District's outstanding debt attributable to governmental activities. Changes in this category correspond to debt outstanding at year-end and the related debt retirement schedules.

Business-Type Activities

As noted previously, net position for business-type activities increased by $97,038. Transfers are used to pay for the Golf Center debt and for funding of capital assets. The transfers from general revenues are not included in the charts below. Total program revenue for fiscal year 2026 was $5,388,160. Total expenses were $4,737,634; which includes, depreciation expense of $137,831 for Mystic Waters, $27,830 for Mt. View Adventure, $184,932 for the Golf Center, and $3,471 for Lake Park.

GOVERNMENT-WIDE FINANCIAL ANALYSIS - Continued

Business-Type Activities - Continued

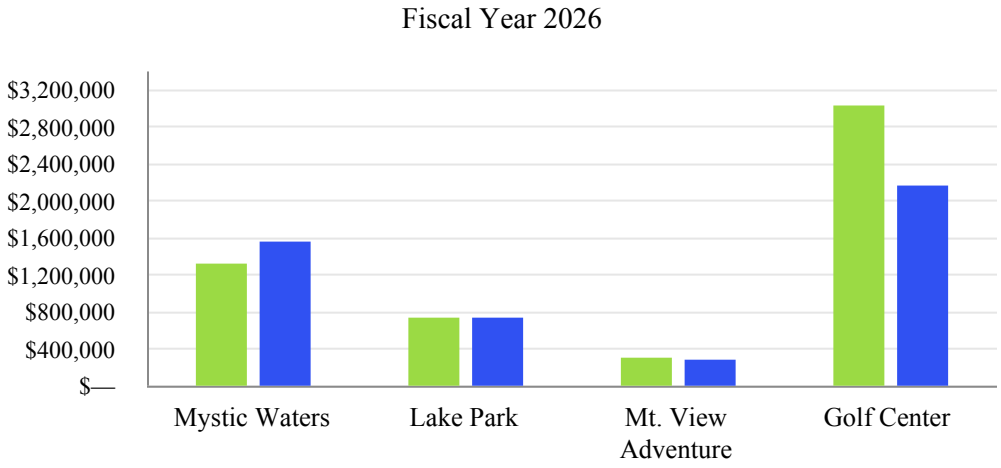

	Mystic Waters	Lake Park	Mt. View Adventure	Golf Center
Charges for Services	$ 1,314,983	$ 737,475	$ 296,993	$ 3,038,709
Expenses	$ 1,551,923	$ 738,992	$ 275,810	$ 2,170,909

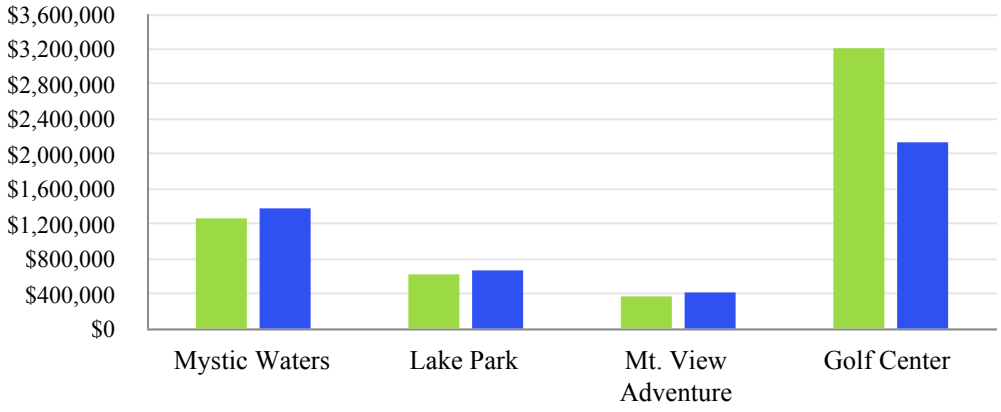

	Mystic Waters	Lake Park	Mt. View Adventure	Golf Center
Charges for Services	$ 1,252,081	$ 615,375	$ 359,406	$ 3,202,555
Expenses	$ 1,386,865	$ 664,309	$ 413,175	$ 2,134,868

The Golf Center and Lake Park continue to experience increased revenues as the popularity of golf continues to increase. Due to amenity upgrades, Mystic Waters revenues experienced an increase of 5.02% compared to 2025. Lake Park experienced a 19.84% increase in charges for services compared to 2025, as the Shoreline Room rentals increased in popularity.

FINANCIAL ANALYSIS OF THE DISTRICT'S FUNDS

As noted earlier, the District uses fund accounting to ensure and demonstrate compliance with finance-related legal requirements.

Governmental Funds - The District's governmental funds provide information on short-term inflows, outflows, and balances of spendable resources. This information is useful in assessing the District's financing requirements. In particular, unrestricted fund balance may serve as a useful measure of the District's net resources available for spending at the end of the fiscal year. The Corporate, Recreation, Special Recreation, G.O. Bond, and Capital Projects funds are the major operating funds of the District. Governmental funds reported a combined total of $16,918,522 of revenues and $15,866,048 in expenditures. The Net Change in Fund Balance after Other Financing Sources (Uses) increased $2,058,474 in fund balance of all governmental funds at April 30, 2026. The combined fund balance of all governmental funds at April 30, 2026 was $26,015,557, of which $21,452,185 was unrestricted.

Corporate Fund
This fund includes general administration, park maintenance, and park development activities. The Corporate fund has an unassigned fund balance of $7,708,045, which represents 170.0% of its total expenditures, excluding transfers to other funds. The unassigned fund balance increased 14.3% or $965,820 as compared to the prior year-end. This reflects the net result of increased revenues from property taxes and expenditure management.

Recreation Fund
This fund accounts for the District's recreation programs, aquatics, sports and leisure activities, tennis and summer camps. The committed fund balance is $6,778,537, which represents 139.0% of total expenditures, excluding transfers to other funds. The committed fund balance reflects an increase of 6.0% or $383,275 compared to the prior year. This increase reflects the net result of increased revenues from property taxes, sales and rentals and miscellaneous revenue.

Special Recreation Fund
This fund accounts for the revenues and expenditures related to the provision of recreational services for disabled individuals. The ending fund balance is $1,066,366 and is restricted for special recreation purposes. The fund balance reflects a decrease of $1,561 or 0.1% from the prior year primarily due to higher general government and culture and recreation expenditures in the current year.

General Obligation Bond Fund
This fund accounts for the repayment of the District's long-term debt. The ending fund balance is $1,155,674 and is restricted for debt retirement. The fund balance decreased $37,936 or 3.2% over the prior year and this decrease is due to a transfer to capital to support projects.

FINANCIAL ANALYSIS OF THE DISTRICT'S FUNDS - Continued

Capital Projects Fund
This fund accounts for capital outlays of the District. The capital outlays are financed from proceeds from the District's general obligation debt issues, transfers from the Corporate Fund, grants, donations, developer contributions, interest income, and other specific revenues. The ending fund balance is $7,010,243. The fund balance increased $651,150 or 10.2% over the prior year due to the receipt of transfers from operations and the sale of capital assets.

Nonmajor Governmental Funds
This includes Audit, Tort Immunity, Illinois Municipal Retirement, Social Security, and Museum funds and had a combined fund balance of $2,262,366 at the end of fiscal year 2026. This is an increase of $103,982 or 4.8% from year-end 2025. The Social Security and Tort Immunity funds accounted for the majority of the increase in fund balance. Slight increases in property tax revenue and interfund contributions account for the increase in fund balance.

CORPORATE FUND BUDGETARY HIGHLIGHTS

The District made no budget amendments to the Corporate Fund during the year. Corporate Fund actual revenues for the year totaled $6,252,751, compared to budgeted revenues of $6,548,850. Changes to the State's Replacement Tax calculation resulted in lower than budgeted receipts.

The Corporate Fund actual expenditures for the year were $678,338 lower than budgeted ($4,533,926 actual compared to $5,212,264 budgeted). All of the general government expenditures categories were below budget for the fiscal year.

CAPITAL ASSETS AND DEBT ADMINISTRATION

Capital Assets

As of April 30, 2026, the District had a combined total of $66,721,362 of capital assets (net of depreciation) invested in land; construction in progress, land improvements, buildings and improvements, swimming pools, water slide, miniature golf course, skate park and batting cages, machinery and equipment, and automobiles and trucks. The table below provides a summary of the District's net capital assets. For more detailed information on the District's capital assets, see Note 3 in the notes to the financial statements.

	Governmental Activities		Business-Type Activities		Totals	
	2026	2025	2026	2025	2026	2025
Land	$ 9,144,419	9,144,419	2,802,186	2,802,186	11,946,605	11,946,605
Construction in Progress	2,900	327,096	—	700,000	2,900	1,027,096
Land Improvements	11,323,087	11,621,343	870,081	842,264	12,193,168	12,463,607
Buildings and Improvements	30,012,522	28,686,695	2,309,164	2,533,554	32,321,686	31,220,249
Swimming Pools	5,245,676	5,406,285	474,548	537,936	5,720,224	5,944,221
Water Slide	—	—	181,504	181,504	181,504	181,504
Miniature Golf Course	—	—	52,756	60,885	52,756	60,885
Skate Park and Batting Cages	—	—	20,363	22,922	20,363	22,922
Machinery and Equipment	2,958,328	3,251,577	1,141,724	152,554	4,100,052	3,404,131
Automobiles and Trucks	182,104	238,170	—	—	182,104	238,170
Total Net Capital Assets	58,869,036	58,675,585	7,852,326	7,833,805	66,721,362	66,509,390

For fiscal year 2026, the District's total capital assets, net of depreciation, increased $211,972. Capital assets from governmental activities increased $193,451; whereas, capital assets from business-type activities increased $18,521.

The increase in capital assets of governmental activities is primarily due to completion of: Prairie Lake Community Center's Fitness Center renovation.

The increase in capital assets of business-type activities is primarily due to completion of the Golf Center's Tee Up software project.

CAPITAL ASSETS AND DEBT ADMINISTRATION - Continued

Long-Term Liabilities

At the end of fiscal year 2026, the District had total long-term liabilities of $3,566,162, as compared to $4,923,270 last year. This reflects a decrease of $1,357,108 or 27.6%.

	Governmental Activities		Business-Type Activities		Totals	
	2026	2025	2026	2025	2026	2025
General Obligation Bonds	$ 2,239,000	3,249,000	—	—	2,239,000	3,249,000
General Obligation Alternate Revenue Source Bonds	565,000	710,000	—	—	565,000	710,000
Unamortized Bond Premium	87,747	156,231	—	—	87,747	156,231
Net Pension Liability - IMRF	(35,417)	94,718	(2,959)	7,913	(38,376)	102,631
Total OPEB Liability - RBP	369,774	355,584	37,780	29,706	407,554	385,290
Compensated Absences	233,387	241,345	71,850	78,773	305,237	320,118
Totals	3,459,491	4,806,878	106,671	116,392	3,566,162	4,923,270

The majority of the decrease in long-term liabilities occurred in the area of net pension liability/(asset) and general obligation bonds.

At April 30, 2026, the District had total long-term debt outstanding of $2,804,000 comprised of $2,239,000 in general obligation limited tax bonds and $565,000 of general obligation alternate revenue source bonds. The District's total long-term bonds payable decreased by $1,155,000 during the fiscal year. Currently, the District's debt retirement schedule has a final maturity date of December 1, 2027 for the general obligation limited tax bonds and December 1, 2028 for the alternate revenue source bonds. Debt service on the general obligation limited tax bonds is paid with a direct property tax levy and the District has pledged a portion of revenues derived from its ongoing handicapped fund property tax levy for repayment of the alternate revenue source bonds.

The most recent bond rating issued to the District was in conjunction with the issuance of its Series 2018B General Obligation Limited Tax and 2018C General Obligation Alternate Revenue Source bonds. On June 14, 2018, Moody's Investors Service issued the District a rating of Aa2. In addition, Moody's affirmed the Aa2 rating on the District's other outstanding general obligation limited and unlimited tax debt.

The District's legal debt margin is subject to a statutory debt limitation of 2.875% of equalized assessed valuation with referendum or 5.00% of equalized assessed valuation without referendum. The District's annual debt service tax levy is subject to the "debt service extension base" limitations imposed by the Illinois Tax Cap law. The District's non-referendum debt service extension base is currently $2,030,507.

Additional information on the District's long-term debt is available in Note 3 in the notes to the financial statements.

ECONOMIC FACTORS AND NEXT YEAR'S BUDGET

The fiscal year 2026 Budget provides staff with the resources to identify meaningful ways to introduce innovation across District operations to ensure we are providing quality programs and recreational opportunities to the community. During fiscal year 2026, Prairie Lakes Community Center's Fitness Center was renovated, providing a larger space for fitness equipment, free weights, and fitness classes, the Blackhawk Dog Park was introduced to the community and at the Golf Center, the Tee Up software and related kiosks were upgraded, along with the introduction of the Golf Center APP.

Using the 2022 Community Survey, and collecting input from staff at all levels, the 2025 - 2030 Strategic Plan was launched to guide the District's growth. It focuses on leadership, innovation, recreation opportunities, fiscal responsibility, communication, cultural belonging and sustainability.

The District is affected by changes in the local economy and demographic of the City of Des Plaines as-a-whole. The District remains cognizant of changes occurring within the City (i.e. new development or redevelopment, TIF districts, housing, school enrollments, etc.) that will affect its tax base and/or demands for services and facilities. In addition, the District monitors federal and state legislation for proposals that can affect its future operations; ability to fund its operations and capital improvements; and achieve its long-range goals.

The District faces challenges in upcoming budget years balancing ongoing maintenance and improvements needed to its facilities and infrastructure; and the changing service needs of its residents. The District has implemented fee increases to offset the step-up in the job market; investigates more effective ways to market its programs and facilities to increase participation; seizes opportunities to reduce benefit and operating costs; and continuously evaluates the cost-benefit of its program offerings.

FINANCIAL CONTACT

This financial report is designed to present residents with a general overview of the District's finances and to demonstrate the District's commitment to public accountability. If you have questions about the report or need additional financial information, please contact the District's Director of Business, Nahid Khumawala, 2222 Birch Street, Des Plaines, IL 60018.

BASIC FINANCIAL STATEMENTS

The basic financial Statements include integrated sets of financial statements as required by the GASB. The sets of statements include:

Government-Wide Financial Statements

Fund Financial Statements

Governmental Funds

Proprietary Funds

In addition, the notes to the financial statements are included to provide information that is essential to a user's understanding of the basic financial statements.

DES PLAINES PARK DISTRICT, ILLINOIS

Statement of Net Position
April 30, 2026

See Following Page

DES PLAINES PARK DISTRICT, ILLINOIS

Statement of Net Position
April 30, 2026

	Governmental Activities	Business-Type Activities	Totals
ASSETS			
Current Assets			
Cash and Investments	$ 28,291,500	7,770,505	36,062,005
Restricted Cash and Investments	18,345	—	18,345
Receivables - Net of Allowances			
Property Taxes	6,620,361	—	6,620,361
Accounts	92,647	153,391	246,038
Accrued Interest	91,654	27,067	118,721
Availability Payment Arrangements	—	1,082,184	1,082,184
Prepaids	78,966	34,317	113,283
Total Current Assets	35,193,473	9,067,464	44,260,937
Noncurrent Assets			
Capital Assets			
Nondepreciable	9,147,319	2,802,186	11,949,505
Depreciable	75,496,164	17,541,307	93,037,471
Accumulated Depreciation	(25,774,447)	(12,491,167)	(38,265,614)
Total Capital Assets	58,869,036	7,852,326	66,721,362
Other Assets			
Net Pension Asset - IMRF	35,417	2,959	38,376
Total Noncurrent Assets	58,904,453	7,855,285	66,759,738
Total Assets	94,097,926	16,922,749	111,020,675
DEFERRED OUTFLOWS OF RESOURCES			
Deferred Items - IMRF	350,762	29,303	380,065
Total Assets and Deferred Outflows of Resources	94,448,688	16,952,052	111,400,740

The notes to the financial statements are an integral part of this statement.

	Governmental Activities	Business-Type Activities	Totals
LIABILITIES			
Current Liabilities			
Accounts Payable	$ 571,302	167,415	738,717
Retainage Payable	—	14,200	14,200
Accrued Payroll	85,355	19,037	104,392
Accrued Interest Payable	36,916	—	36,916
Deposits Payables	53,465	44,409	97,874
Other Payables	914,128	2,469,960	3,384,088
Short-Term Indebtedness	933,305	—	933,305
Current Portion of Long-Term Debt	1,402,955	21,704	1,424,659
Total Current Liabilities	3,997,426	2,736,725	6,734,151
Noncurrent Liabilities			
Compensated Absences Payable	186,710	57,480	244,190
Total OPEB Liability - RBP	281,980	30,446	312,426
Alternate Revenue Source Bonds	415,000	—	415,000
General Obligation Bonds - Net	1,208,263	—	1,208,263
Total Noncurrent Liabilities	2,091,953	87,926	2,179,879
Total Liabilities	6,089,379	2,824,651	8,914,030
DEFERRED INFLOWS OF RESOURCES			
Property Taxes	6,620,361	—	6,620,361
Availability Payment Arrangements	—	970,888	970,888
Deferred Items - IMRF	1,549,182	129,420	1,678,602
Total Deferred Inflows of Resources	8,169,543	1,100,308	9,269,851
Total Liabilities and Deferred Inflows of Resources	14,258,922	3,924,959	18,183,881
NET POSITION			
Net Investment in Capital Assets	55,593,131	7,838,126	63,431,257
Restricted			
IMRF	35,417	2,959	38,376
Special Recreation	1,048,021	—	1,048,021
Audit	27,537	—	27,537
Tort Immunity	611,850	—	611,850
Employee Retirement	1,501,540	—	1,501,540
Museum	121,439	—	121,439
Debt Service	1,137,103	—	1,137,103
Unrestricted	20,113,728	5,186,008	25,299,736
Total Net Position	80,189,766	13,027,093	93,216,859

The notes to the financial statements are an integral part of this statement.

DES PLAINES PARK DISTRICT, ILLINOIS

Statement of Activities
For the Fiscal Year Ended April 30, 2026

	Expenses	Program Revenues: Charges for Services	Program Revenues: Operating Grants/ Contributions	Program Revenues: Capital Grants/ Contributions
Governmental Activities				
General Government	$ 7,342,911	—	—	—
Culture and Recreation	8,577,156	4,264,015	—	3,500
Interest on Long-Term Debt	68,142	—	—	—
Total Governmental Activities	15,988,209	4,264,015	—	3,500
Business-Type Activities				
Mystic Waters	1,551,923	1,314,983	—	—
Mt. View Adventure	275,810	296,993	—	—
Golf Center	2,170,909	3,038,709	—	—
Lake Park	738,992	737,475	—	—
Total Business-Type Activities	4,737,634	5,388,160	—	—
Total Primary Government	20,725,843	9,652,175	—	3,500
General Revenues				
Taxes				
Property Taxes				
Intergovernmental				
Replacement Taxes				
Interest Income				
Miscellaneous				
Transfers - Internal Activities				
Change in Net Position				
Net Position - Beginning				
Net Position - Ending				

The notes to the financial statements are an integral part of this statement.

Net (Expenses), Revenues and Changes in Net Position		
Governmental Activities	Business-Type Activities	Totals
(7,342,911)	—	(7,342,911)
(4,309,641)	—	(4,309,641)
(68,142)	—	(68,142)
(11,720,694)	—	(11,720,694)
—	(236,940)	(236,940)
—	21,183	21,183
—	867,800	867,800
—	(1,517)	(1,517)
—	650,526	650,526
(11,720,694)	650,526	(11,070,168)
11,014,419	—	11,014,419
579,644	—	579,644
912,358	426,512	1,338,870
144,586	—	144,586
980,000	(980,000)	—
13,631,007	(553,488)	13,077,519
1,910,313	97,038	2,007,351
78,279,453	12,930,055	91,209,508
80,189,766	13,027,093	93,216,859

The notes to the financial statements are an integral part of this statement.

DES PLAINES PARK DISTRICT, ILLINOIS

Balance Sheet - Governmental Funds
April 30, 2026

	Corporate
ASSETS	
Cash and Investments	$ 7,867,518
Restricted Cash and Investments	—
Receivables - Net of Allowances	
Taxes	3,114,158
Accounts	20,099
Accrued Interest	28,944
Prepaids	5,690
Total Assets	11,036,409
LIABILITIES	
Accounts Payable	94,393
Accrued Payroll	49,477
Deposit Payables	53,465
Other Payables	11,181
Short-Term Indebtedness	—
Total Liabilities	208,516
DEFERRED INFLOWS OF RESOURCES	
Property Taxes	3,114,158
Total Liabilities and Deferred Inflows of Resources	3,322,674
FUND BALANCES	
Nonspendable	5,690
Restricted	—
Committed	—
Assigned	—
Unassigned	7,708,045
Total Fund Balances	7,713,735
Total Liabilities, Deferred Inflows of Resources and Fund Balances	11,036,409

The notes to the financial statements are integral part this statement.

Special Revenue		Debt Service			
Recreation	Special Recreation	G.O. Bond	Capital Projects	Nonmajor	Totals
7,470,350	1,047,930	2,088,979	7,538,763	2,277,960	28,291,500
—	18,345	—	—	—	18,345
1,099,915	515,347	1,205,352	—	685,589	6,620,361
72,548	—	—	—	—	92,647
25,004	3,797	—	26,619	7,290	91,654
28,636	—	—	44,640	—	78,966
8,696,453	1,585,419	3,294,331	7,610,022	2,970,839	35,193,473
88,646	3,706	—	384,158	399	571,302
35,878	—	—	—	—	85,355
—	—	—	—	—	53,465
664,841	—	—	215,621	22,485	914,128
—	—	933,305	—	—	933,305
789,365	3,706	933,305	599,779	22,884	2,557,555
1,099,915	515,347	1,205,352	—	685,589	6,620,361
1,889,280	519,053	2,138,657	599,779	708,473	9,177,916
28,636	—	—	44,640	—	78,966
—	1,066,366	1,155,674	—	2,262,366	4,484,406
6,778,537	—	—	—	—	6,778,537
—	—	—	6,965,603	—	6,965,603
—	—	—	—	—	7,708,045
6,807,173	1,066,366	1,155,674	7,010,243	2,262,366	26,015,557
8,696,453	1,585,419	3,294,331	7,610,022	2,970,839	35,193,473

The notes to the financial statements are integral part this statement.

DES PLAINES PARK DISTRICT, ILLINOIS

Reconciliation of the Total Governmental Fund Balance to the Statement of Net Position - Governmental Activities
April 30, 2026

Total Governmental Fund Balances	$ 26,015,557
Amounts reported for governmental activities in the Statement of Net Position are different because:	
Capital assets used in Governmental Activities are not financial resources and therefore, are not reported in the funds.	58,869,036
A net pension asset is not considered to represent a financial resource and therefore is not reported in the funds.	
Net Pension Asset - IMRF	35,417
Deferred outflows (inflows) of resources related to the pensions not reported in the funds.	
Deferred Items - IMRF	(1,198,420)
Long-term liabilities are not due and payable in the current period and therefore are not reported in the funds.	
Compensated Absences Payable	(233,387)
Total OPEB Liability - RBP	(369,774)
Alternate Revenue Bonds Payable	(565,000)
General Obligation Bonds Payable	(2,239,000)
Unamortized Bond Premium	(87,747)
Accrued Interest Payable	(36,916)
Net Position of Governmental Activities	80,189,766

The notes to the financial statements are integral part this statement.

DES PLAINES PARK DISTRICT, ILLINOIS

Statement of Revenues, Expenditures and Changes in Fund Balances - Governmental Funds
For the Fiscal Year Ended April 30, 2026

See Following Page

DES PLAINES PARK DISTRICT, ILLINOIS

Statement of Revenues, Expenditures and Changes in Fund Balances - Governmental Funds
For the Fiscal Year Ended April 30, 2026

	Corporate
Revenues	
Taxes	$ 5,155,272
Intergovernmental	579,644
Charges for Services	175,179
Grants and Donations	—
Interest Income	245,214
Miscellaneous	97,442
Total Revenues	6,252,751
Expenditures	
General Government	4,533,926
Culture and Recreation	—
Capital Outlay	—
Debt Service	
Principal Retirement	—
Interest and Fiscal Charges	—
Total Expenditures	4,533,926
Excess (Deficiency) of Revenues Over (Under) Expenditures	1,718,825
Other Financing Sources (Uses)	
Disposal of Capital Assets	—
Transfers In	—
Transfers Out	(769,800)
	(769,800)
Net Change in Fund Balances	949,025
Fund Balances - Beginning	6,764,710
Fund Balances - Ending	7,713,735

The notes to the financial statements are integral part this statement.

Special Revenue		Debt Service			
Recreation	Special Recreation	G.O. Bond	Capital Projects	Nonmajor	Totals
1,833,534	859,754	2,021,881	—	1,143,978	11,014,419
—	—	—	—	—	579,644
3,822,487	—	—	—	266,349	4,264,015
—	—	—	3,500	—	3,500
286,683	37,311	—	269,848	73,302	912,358
8,325	—	—	36,344	2,475	144,586
5,951,029	897,065	2,021,881	309,692	1,486,104	16,918,522
—	228,824	650	—	890,606	5,654,006
4,877,615	497,114	—	—	501,516	5,876,245
—	3,068	—	3,029,247	—	3,032,315
—	145,000	1,010,000	—	—	1,155,000
—	24,620	115,862	8,000	—	148,482
4,877,615	898,626	1,126,512	3,037,247	1,392,122	15,866,048
1,073,414	(1,561)	895,369	(2,727,555)	93,982	1,052,474
—	—	—	26,000	—	26,000
20,400	—	—	3,352,705	10,000	3,383,105
(700,000)	—	(933,305)	—	—	(2,403,105)
(679,600)	—	(933,305)	3,378,705	10,000	1,006,000
393,814	(1,561)	(37,936)	651,150	103,982	2,058,474
6,413,359	1,067,927	1,193,610	6,359,093	2,158,384	23,957,083
6,807,173	1,066,366	1,155,674	7,010,243	2,262,366	26,015,557

The notes to the financial statements are integral part this statement.

DES PLAINES PARK DISTRICT, ILLINOIS

Reconciliation of the Statement of Revenues, Expenditures and Changes in Fund Balances of the Governmental Funds to the Statement of Activities - Governmental Activities
For the Fiscal Year Ended April 30, 2026

Net Change in Fund Balances - Total Governmental Funds	$ 2,058,474
Amounts reported for governmental activities in the Statement of Activities are different because:	
Governmental funds report capital outlays as expenditures. however, in the Statement of Activities the cost of those assets is allocated over their estimated useful lives and reported as depreciation expense.	
Capital Outlays	2,622,086
Depreciation Expense	(2,428,635)
Disposals - Cost	(52,948)
Disposals - Accumulated Depreciation	52,948
The net effect of deferred outflows (inflows) of resources related to the pensions not reported in the funds.	
Change in Deferred Items - IMRF	(1,700,855)
The issuance of long-term debt provides current financial resources to governmental funds, While the repayment of the principal on long-term debt consumes the current financial resources of the governmental funds.	
Change in Compensated Absences	7,958
Change in Net Pension Liability/(Asset) - IMRF	130,135
Change in Total OPEB Liability - RBP	(14,190)
Retirement of Debt	1,155,000
Amortization of Bond Premium	68,484
Changes to accrued interest on long-term debt in the Statement of Activities does not require the use of current financial resources and, therefore, are not reported as expenditures in the governmental funds.	11,856
Changes in Net Position of Governmental Activities	1,910,313

The notes to the financial statements are integral part this statement.

DES PLAINES PARK DISTRICT, ILLINOIS

Statement of Net Position - Proprietary Funds
April 30, 2026

See Following Page

DES PLAINES PARK DISTRICT, ILLINOIS

Statement of Net Position - Proprietary Funds
April 30, 2026

	Business-Type Activities - Enterprise Funds				
	Mystic Waters	Mt. View Adventure	Golf Center	Lake Park	Totals
ASSETS					
Current Assets					
Cash and Investments	$ 544,402	787,561	6,135,950	302,592	7,770,505
Receivables - Net of Allowances					
Accounts	123,309	—	9,061	21,021	153,391
Accrued Interest	2,089	2,585	20,949	1,444	27,067
Availability Payment Arrangements	—	—	320,425	761,759	1,082,184
Prepaids	6,571	—	26,946	800	34,317
Total Current Assets	676,371	790,146	6,513,331	1,087,616	9,067,464
Noncurrent Assets					
Capital Assets					
Nondepreciable	376,186	465,000	1,850,000	111,000	2,802,186
Depreciable	6,541,410	1,495,532	8,772,494	731,871	17,541,307
Accumulated Depreciation	(4,969,983)	(1,319,748)	(5,564,605)	(636,831)	(12,491,167)
Total Capital Assets	1,947,613	640,784	5,057,889	206,040	7,852,326
Other Assets					
Net Pension Asset - IMRF	733	—	2,226	—	2,959
Total Noncurrent Assets	1,948,346	640,784	5,060,115	206,040	7,855,285
Total Assets	2,624,717	1,430,930	11,573,446	1,293,656	16,922,749
DEFERRED OUTFLOWS OF RESOURCES					
Deferred Items - IMRF	7,259	—	22,044	—	29,303
Total Assets/Deferred Outflows of Resources	2,631,976	1,430,930	11,595,490	1,293,656	16,952,052

The notes to the financial statements are integral part this statement.

	Business-Type Activities - Enterprise Funds				
	Mystic Waters	Mt. View Adventure	Golf Center	Lake Park	Totals
LIABILITIES					
Current Liabilities					
Accounts Payable	$ 108,598	4,722	28,638	25,457	167,415
Retainage Payable	—	—	14,200	—	14,200
Accrued Payroll	2,059	993	10,694	5,291	19,037
Deposits Payable	—	—	6,250	38,159	44,409
Other Payables	155,261	—	2,314,699	—	2,469,960
Current Portion of Long-Term Debt	2,654	1,577	14,710	2,763	21,704
Total Current Liabilities	268,572	7,292	2,389,191	71,670	2,736,725
Noncurrent Liabilities					
Compensated Absences Payable	3,348	6,310	36,772	11,050	57,480
Total OPEB Liability - RBP	425	—	30,021	—	30,446
Total Noncurrent Liabilities	3,773	6,310	66,793	11,050	87,926
Total Liabilities	272,345	13,602	2,455,984	82,720	2,824,651
DEFERRED INFLOWS OF RESOURCES					
Availability Payment Arrangements	—	—	290,949	679,939	970,888
Deferred Items - IMRF	32,061	—	97,359	—	129,420
Total Deferred Inflows of Resources	32,061	—	388,308	679,939	1,100,308
Total Liabilities/Deferred Inflows of Resources	304,406	13,602	2,844,292	762,659	3,924,959
NET POSITION					
Investment in Capital Assets	1,947,613	640,784	5,043,689	206,040	7,838,126
Restriced - IMRF	733	—	2,226	—	2,959
Unrestricted	379,224	776,544	3,705,283	324,957	5,186,008
Total Net Position	2,327,570	1,417,328	8,751,198	530,997	13,027,093

The notes to the financial statements are integral part this statement.

DES PLAINES PARK DISTRICT, ILLINOIS

Statement of Revenues, Expenses and Changes in Net Position - Proprietary Funds
For the Fiscal Year Ended April 30, 2026

	Business-Type Activities - Enterprise Funds				
	Mystic Waters	Mt. View Adventure	Golf Center	Lake Park	Totals
Operating Revenues					
Charges for Services	$ 1,312,617	296,993	3,038,558	737,475	5,385,643
Grants and Donations	1,300	—	—	—	1,300
Miscellaneous	1,066	—	151	—	1,217
Total Operating Revenues	1,314,983	296,993	3,038,709	737,475	5,388,160
Operating Expenses					
Operations	1,414,092	247,980	1,985,977	735,521	4,383,570
Depreciation	137,831	27,830	184,932	3,471	354,064
Total Operating Expenses	1,551,923	275,810	2,170,909	738,992	4,737,634
Operating Income (Loss)	(236,940)	21,183	867,800	(1,517)	650,526
Nonoperating Revenues					
Interest Income	31,462	35,233	305,790	54,027	426,512
Income (Loss) before Transfers	(205,478)	56,416	1,173,590	52,510	1,077,038
Transfers In	—	—	—	20,000	20,000
Transfers Out	—	—	(1,000,000)	—	(1,000,000)
	—	—	(1,000,000)	20,000	(980,000)
Change in Net Position	(205,478)	56,416	173,590	72,510	97,038
Net Position - Beginning	2,533,048	1,360,912	8,577,608	458,487	12,930,055
Net Position - Ending	2,327,570	1,417,328	8,751,198	530,997	13,027,093

The notes to the financial statements are integral part this statement.

DES PLAINES PARK DISTRICT, ILLINOIS

Statement of Cash Flows - Proprietary Funds
For the Fiscal Year Ended April 30, 2026

	Business-Type Activities - Enterprise Funds				
	Mystic Waters	Mt. View Adventure	Golf Center	Lake Park	Totals
Cash Flows from Operating Activities					
Receipts from Customers and Users	$ 1,307,850	297,374	3,298,769	252,378	5,156,371
Payments to Suppliers	(685,862)	(112,713)	(1,172,466)	(59,021)	(2,030,062)
Payments to Employees	(579,092)	(143,523)	(837,548)	(284,927)	(1,845,090)
	42,896	41,138	1,288,755	(91,570)	1,281,219
Cash Flows from Noncapital Financing Activities					
Transfers In	—	—	—	20,000	20,000
Transfers Out	—	—	(1,000,000)	—	(1,000,000)
	—	—	(1,000,000)	20,000	(980,000)
Cash Flows from Capital and Related Financing Activities					
Purchase of Capital Assets	(55,653)	—	(230,739)	(86,193)	(372,585)
Cash Flows from Investing Activities					
Interest Income	31,462	35,233	305,790	54,027	426,512
Net Change in Cash and Cash Equivalents	18,705	76,371	363,806	(103,736)	355,146
Cash and Cash Equivalents - Beginning	525,697	711,190	5,772,144	406,328	7,415,359
Cash and Cash Equivalents - Ending	544,402	787,561	6,135,950	302,592	7,770,505
Reconciliation of Operating Income to Net Cash Provided (Used) by Operating Activities:					
Operating Income (Loss)	(236,940)	21,183	867,800	(1,517)	650,526
Adjustments to Reconcile Operating Income to Net Income to Net Cash Provided by (Used in) Operating Activities:					
Depreciation and Amortization Expense	137,831	27,830	184,932	3,471	354,064
Other Income (Expense)	27,091	—	110,993	—	138,084
(Increase) Decrease in Current Assets	(7,133)	381	260,060	(485,097)	(231,789)
Increase (Decrease) in Current Liabilities	122,047	(8,256)	(135,030)	391,573	370,334
Net Cash Provided by Operating Activities	42,896	41,138	1,288,755	(91,570)	1,281,219

The notes to the financial statements are integral part this statement.

NOTE 1 - SUMMARY OF SIGNIFICANT ACCOUNTING POLICIES

The Des Plaines Park District, Illinois (the District), incorporated in 1919 operated under a Board-Manager form of government. Policy making authority is vested in a governing board (Board of Commissioners) consisting of the President and four other members, all elected on a non-partisan basis. The Board of Commissioners appoints the District's Executive Director, who in turn appoints the Deputy Director and department heads. Board members are elected at-large and serve six-year terms. The day-to-day administration of the District is the responsibility of the Executive Director.

The government-wide financial statements are prepared in accordance with generally accepted accounting principles (GAAP). The Governmental Accounting Standards Board (GASB) is responsible for establishing GAAP for state and local governments through its pronouncements (Statements and Interpretations). The more significant of the District's accounting policies established in GAAP and used by the District are described below.

REPORTING ENTITY

The accompanying financial statements present the government and its component units, entities for which the government is considered to be financially accountable. Blended component units are, in substance, part of the primary government's operations, even though they are legally separate entities. Thus, blended component units are appropriately presented as funds of the primary government. Each discretely presented component unit is reported in a separate column in the government-wide financial statements to emphasize that it is both legally and substantively separate from the government. Management has determined that there are no fiduciary component units that are required to be included in the financial statements of the District as pension trust funds and there are no discretely component units to include in the reporting entity.

BASIS OF PRESENTATION

Government-Wide Statements

The District's basic financial statements include both government-wide (reporting the District as a whole) and fund financial statements (reporting the District's major funds). Both the government-wide and fund financial statements categorize primary activities as either governmental or business-type. The District's preservation of open space, recreational program activities, development and maintenance of the District's various parks and facilities, and general administration are all classified as governmental activities. The District's Mystic Waters, Mt. View Adventure, Golf Center, and Lake Park operations are classified as a business-type activity.

In the government-wide Statement of Net Position, both the governmental and business-type activities columns are (a) presented on a consolidated basis by column, and (b) reported on a full accrual, economic resource basis, which recognizes all long-term assets/deferred outflows and receivables as well as long-term debt/deferred inflows and obligations. The District's net position is reported in three parts: net investment in capital assets; restricted; and unrestricted. The District first utilizes restricted resources to finance qualifying activities.

NOTE 1 - SUMMARY OF SIGNIFICANT ACCOUNTING POLICIES - Continued

BASIS OF PRESENTATION - Continued

Government-Wide Statements - Continued

The government-wide Statement of Activities reports both the gross and net cost of each of the District's functions and business-type activities (general government, recreation, etc.). The functions are supported by general government revenues (property and personal property replacement taxes, certain intergovernmental revenues, interest income, etc.). The Statement of Activities reduces gross expenses (including depreciation) by related program revenues, which include 1) charges to customers or applicants who purchase, use or directly benefit from goods, services or privileges provided by a given function or segment and 2) grants and contributions that are restricted to meeting the operational or capital requirements of a particular function or segment.

The net costs (by function) are normally covered by general revenue (property and personal property replacement taxes, charges for services, interest income, etc.).

This government-wide focus is more on the sustainability of the District as an entity and the change in the District's net position resulting from the current year's activities.

Fund Financial Statements

The financial transactions of the District are reported in individual funds in the fund financial statements. Each fund is accounted for by providing a separate set of self-balancing accounts that comprise its assets/deferred outflows, liabilities/deferred inflows, fund balance/net position, revenues and expenditures/expenses. Funds are organized into three major categories: governmental, proprietary, and fiduciary. The emphasis in fund financial statements is on the major funds in either the governmental or business-type activities categories.

GASB Statement No. 34 sets forth minimum criteria (percentage of the assets/deferred outflows, liabilities/ deferred inflows, revenues or expenditures/expenses of either fund category or the governmental and enterprise combined) for the determination of major funds. The District electively added funds, as major funds, which either have debt outstanding or a specific or community focus. The nonmajor funds are combined in a single column in the fund financial statements. A fund is considered major if it is the primary operating fund of the District or meets the following criteria:

> Total assets/deferred outflows, liabilities/deferred inflows, revenues, or expenditures/expenses of that individual governmental fund or enterprise fund are at least 10 percent of the corresponding total for all funds of that category or type; and
>
> Total assets/deferred outflows, liabilities/deferred inflows, revenues, or expenditures/expenses of the individual governmental fund or enterprise fund are at least 5 percent of the corresponding total for all governmental and enterprise funds combined.

The various funds are reported by generic classification within the financial statements. The following fund types are used by the District:

NOTE 1 - SUMMARY OF SIGNIFICANT ACCOUNTING POLICIES - Continued

BASIS OF PRESENTATION - Continued

Fund Financial Statements - Continued

Governmental Funds

The focus of the governmental funds' measurement (in the fund statements) is upon determination of financial position and changes in financial position (sources, uses, and balances of financial resources) rather than upon net income. The following is a description of the governmental funds of the District:

Corporate Fund is the general operating fund of the District. It accounts for all revenues and expenditures of the District which are not accounted for in other funds. The Corporate Fund is a major fund.

Special Revenue Funds are used to account for the proceeds of specific revenue sources that are legally restricted to expenditures for specified purposes. The District maintains seven special revenue funds. The Recreation Fund, a major fund, is used to account for the operations of the recreation programs offered to residents. Financing is provided by a specific annual property tax levy to the extent user charges are not sufficient to provide such financing. The Special Recreation Fund, also a major fund, is used to account for revenues and expenditures related to the provision of recreational services for disabled individuals. The remaining five special revenue funds are considered nonmajor.

Debt Service Funds are used to account for the accumulation of funds for the periodic payment of principal and interest on general long-term debt. The Debt Service Fund (G.O. Bond Fund) is treated as a major fund and accounts for, and the payment of, general long-term debt principal and interest.

Capital Projects Funds are used to account for financial resources to be used for the acquisition or construction of major capital facilities. The District maintains one major capital projects fund. The Capital Projects Fund accounts for all resources used for the acquisition and maintenance of capital assets or the construction of capital projects and related debts.

Proprietary Funds

The focus of proprietary fund measurement is upon determination of operating income, changes in net position, financial position, and cash flows. The generally accepted accounting principles applicable are those similar to businesses in the private sector. The following is a description of the proprietary funds of the District:

Enterprise Funds are required to account for operations for which a fee is charged to external users for goods or services and the activity (a) is financed with debt that is solely secured by a pledge of the net revenues, (b) has third party requirements that the cost of providing services, including capital costs, be recovered with fees and charges or (c) establishes fees and charges based on a pricing policy designed to recover similar costs. The District maintains four major enterprise funds. The Mystic Waters Fund accounts for the operations and maintenance of the pool and water slide at the Rank Park. The Mt. View Adventure Fund accounts for the operations and maintenance of the Mountain View Adventure golf course at Prairie Lakes Park. The Golf Center Fund accounts for the operations and maintenance of the golf course and driving range at Golf Center Des Plaines. The Lake Park Fund accounts for the operations and maintenance of the golf course and marina at Lake Park.

NOTE 1 - SUMMARY OF SIGNIFICANT ACCOUNTING POLICIES - Continued

MEASUREMENT FOCUS AND BASIS OF ACCOUNTING

Measurement focus is a term used to describe "which" transactions are recorded within the various financial statements. Basis of accounting refers to "when" transactions are recorded regardless of the measurement focus applied.

Measurement Focus

On the government-wide Statement of Net Position and the Statement of Activities, both governmental and business-type activities are presented using the economic resources measurement focus as defined below. In the fund financial statements, the "current financial resources" measurement focus or the "economic resources" measurement focus is used as appropriate.

All governmental funds utilize a "current financial resources" measurement focus. Only current financial assets/ deferred outflows and liabilities/deferred inflows are generally included on their balance sheets. Their operating statements present sources and uses of available spendable financial resources during a given period. These funds use fund balance as their measure of available spendable financial resources at the end of the period.

All proprietary funds utilize an "economic resources" measurement focus. The accounting objectives of this measurement focus are the determination of operating income, changes in net position (or cost recovery), financial position, and cash flows. All assets/deferred outflows and liabilities/deferred inflows (whether current or noncurrent) associated with their activities are reported. Proprietary fund equity is classified as net position.

Basis of Accounting

In the government-wide Statement of Net Position and Statement of Activities, both governmental and business-type activities are presented using the accrual basis of accounting. Under the accrual basis of accounting, revenues are recognized when earned and expenses are recorded when the liability/deferred inflow is incurred or economic asset used. Revenues, expenses, gains, losses, assets/deferred outflows, and liabilities/deferred inflows resulting from exchange and exchange-like transactions are recognized when the exchange takes place.

In the fund financial statements, governmental funds are presented on the modified accrual basis of accounting. Under this modified accrual basis of accounting, revenues are recognized when "measurable and available." Measurable means knowing or being able to reasonably estimate the amount. Available means collectible within the current period or within sixty days after year end. The District recognizes property taxes when they become both measurable and available in accordance with GASB Codification Section P70. A sixty-day availability period is used for revenue recognition for all other governmental fund revenues. Expenditures (including capital outlay) are recorded when the related fund liability is incurred, except for general obligation bond principal and interest which are recognized when due.

In applying the susceptible to accrual concept under the modified accrual basis, those revenues susceptible to accrual are property taxes, interest revenue, and charges for services. All other revenues are not susceptible to accrual because generally they are not measurable until received in cash.

NOTE 1 - SUMMARY OF SIGNIFICANT ACCOUNTING POLICIES - Continued

MEASUREMENT FOCUS AND BASIS OF ACCOUNTING - Continued

Basis of Accounting - Continued

All proprietary funds utilize the accrual basis of accounting. Under the accrual basis of accounting, revenues are recognized when earned and expenses are recorded when the liability is incurred or economic asset used.

Proprietary funds distinguish operating revenues and expenses from nonoperating items. Operating revenues and expenses generally result from providing services and producing and delivering goods in connection with a proprietary fund's principal ongoing operations. The principal operating revenues of the District's enterprise fund are charges to customers for sales and services. Operating expenses for enterprise funds include the cost of sales and services, administrative expenses, and depreciation on capital assets. All revenues and expenses not meeting this definition are reported as nonoperating revenues and expenses.

ASSETS/DEFERRED OUTFLOWS, LIABILITIES/DEFERRED INFLOWS, AND NET POSITION/ FUND BALANCE

Cash and Investments

For purpose of the Statement of Net Position, the District's cash and cash equivalents are considered to be cash on hand, demand deposits, and cash with fiscal agent. For the purpose of the proprietary funds' Statement of Cash Flows, cash and cash equivalents are considered to be cash on hand, demand deposits, cash with fiscal agent, and all highly liquid investments with an original maturity of three months or less.

Investments are generally reported at fair value. Short-term investments are reported at cost, which approximates fair value. For investments, the District categorizes its fair value measurements within the fair value hierarchy established by generally accepted accounting principles. The hierarchy is based on the valuation inputs used to measure the fair value of the asset. Level 1 inputs are quoted prices in active markets for identical assets; Level 2 inputs are significant other observable inputs; Level 3 inputs are significant unobservable inputs. All of the District's investments are in 2a7-like investment pools that are measured at the net asset value per share determined by the pool.

Restricted Cash and Investments

Certain proceeds of bonds, as well as certain resources set aside for their repayment, are classified as restricted assets on the balance sheet because their use is limited by bond covenants.

Interfund Receivables, Payables and Activity

Interfund activity is reported as loans, services provided, reimbursements or transfers. Loans are reported as interfund receivables and payables as appropriate and are subject to elimination upon consolidation. Services provided, deemed to be at market or near market rates, are treated as revenues and expenditures/expenses. Reimbursements are when one fund incurs a cost, charges the appropriate benefiting fund and reduces its related cost as a reimbursement. All other interfund transactions are treated as transfers. Transfers between governmental or proprietary funds are netted as part of the reconciliation to the government-wide financial statements.

NOTE 1 - SUMMARY OF SIGNIFICANT ACCOUNTING POLICIES - Continued

ASSETS/DEFERRED OUTFLOWS, LIABILITIES/DEFERRED INFLOWS, AND NET POSITION/ FUND BALANCE - Continued

Receivables

In the government-wide financial statements, receivables consist of all revenues earned at year-end and not yet received. Allowances for uncollectible accounts receivable are based upon historical trends and the periodic aging of accounts receivable. Major receivables balances for governmental activities include property taxes. Business-type activities report interest as their major receivables.

Prepaids

Certain payments to vendors reflect costs applicable to future accounting periods and are recorded as prepaids in both the government-wide and fund financial statements. Prepaids are valued at cost, which approximates market, using the first-in/first-out (FIFO) method. The costs of governmental fund-type prepaids are recorded as expenditures when consumed rather than when purchased.

Capital Assets

Capital assets purchased or acquired with an original cost of $15,000 or more, depending on asset class, or more are reported at historical cost or estimated historical cost. Contributed assets are reported at acquisition value as of the date received. Additions, improvements and other capital outlays that significantly extend the useful life of an asset are capitalized. Other costs incurred for repairs and maintenance are expenses as incurred.

The accounting and financial reporting treatment applied to a fund is determined by its measurement focus. General capital assets are long-lived assets of the District as a whole. When purchased, such assets are recorded as expenditures in the governmental funds and capitalized. The valuation basis for general capital assets are historical cost, or where historical cost is not available, estimated historical cost based on replacement costs.

Capital assets in the proprietary funds are capitalized in the fund in which they are utilized. The valuation basis for proprietary fund capital assets are the same as those used for the general capital assets.

Depreciation on all assets is computed and recorded using the straight-line method of depreciation over the following estimated useful lives:

Land Improvements	20 Years
Buildings and Improvements	20 - 45 Years
Swimming Pools	20 Years
Water Slide	20 Years
Miniature Golf Course	20 Years
Skate Park and Batting Cages	20 Years
Machinery and Equipment	15 - 20 Years
Furniture and Fixtures	5 - 20 Years
Automobiles and Trucks	12 - 15 Years

NOTE 1 - SUMMARY OF SIGNIFICANT ACCOUNTING POLICIES - Continued

ASSETS/DEFERRED OUTFLOWS, LIABILITIES/DEFERRED INFLOWS, AND NET POSITION/ FUND BALANCE - Continued

Deferred Outflows/Inflows of Resources

Deferred outflow/inflow of resources represents a consumption/acquisition of net assets that applies to a future period and therefore will not be recognized as an outflow of resources (expense)/inflow of resources (revenue) until that future time.

Compensated Absences

The District's policy allows full time and part time employees to earn varying amounts of sick and vacation pay for each year employed.

Full time employees accrue vacation between 80 to 200 hours per year. Employees are eligible to accrue vacation based on their length of service with the District. Full time employees earn 10 paid sick days per year and may accrue up to 120 days. Part time employees are not available to receive paid sick leave

Should any employee leave after the sixth month past the anniversary date, they will be reimbursed for all vacation time remaining, except if an employee leaves within the first year of employment his/her vacation time will be pro-rated based on the months of service worked.

All vacation pay is accrued when incurred in the government-wide and proprietary fund financial statements. A liability for these amounts is reported in the governmental funds only if they have matured, for example, as a result of employee resignations and retirements.

Long-Term Obligations

In the government-wide financial statements, long-term debt and other long-term obligations are reported as liabilities in the governmental activities Statement of Net Position. Bond premiums and discounts are deferred and amortized over the life of the bonds using the effective interest method. Bonds payable are reported net of the applicable bond premium or discount. Bond issuance costs are reported as expenses at the time of issuance.

In the fund financial statements, governmental fund types recognize bond premiums and discounts, as well as bond issuance costs, during the current period. The face amount of debt issued is reported as other financing sources. Premiums received on debt issuances are reported as other financing sources while discounts on debt issuances are reported as other financing uses. Issuance costs, whether or not withheld from the actual debt proceeds received, are reported as debt service expenditures.

NOTE 1 - SUMMARY OF SIGNIFICANT ACCOUNTING POLICIES - Continued

ASSETS/DEFERRED OUTFLOWS, LIABILITIES/DEFERRED INFLOWS, AND NET POSITION/ FUND BALANCE - Continued

Net Position

In the government-wide financial statements, equity is classified as net position and displayed in three components:

Net Investment in Capital Assets - Consists of capital assets, including restricted capital assets, net of accumulated depreciation, and reduced by the outstanding balances of any bonds, mortgages, notes or other borrowings that are attributable to the acquisition, construction, or improvement of those assets.

Restricted - Consists of net position with constraints placed on the use either by (1) external groups such as creditors, grantors, contributors, or laws or regulations of other governments; or (2) law through constitutional provisions or enabling legislation.

Unrestricted - All other net position balances that do not meet the definition of “restricted” or “net investment in capital assets.”

Use of Estimates

The preparation of financial statements in conformity with GAAP requires management to make estimates and assumptions that affect the reported amounts of assets and liabilities and disclosure of contingent assets and liabilities at the date of the financial statements and the reported amounts of revenues and expenditures/expenses during the reporting period. Actual results could differ from those estimates.

NOTE 2 - STEWARDSHIP, COMPLIANCE AND ACCOUNTABILITY

BUDGETARY INFORMATION

The Board of Park Commissioners follows these procedures in establishing the budgetary data reflected in the basic financial statements. Prior to the April board meeting, the Director submits to the Board of Park Commissioners a proposed operating budget for the fiscal year commencing the following May 1. The operating budget includes proposed expenditures and the means of financing them.

Notice is given and public meetings are conducted to obtain taxpayer comments. The Board of Park Commissioners may add to, subtract from or change appropriations, but may not change the form of the budget. Prior to the end of the first quarter of each fiscal year, the budget is legally enacted through the passage of an annual combined budget and appropriation ordinance. The appropriation amount ranges from 1% to 20% higher than the budgeted amount. The Board of Park Commissioners, after holding the required public hearing, adopted Budget and Appropriation Ordinance #25-05 on June 17, 2025.

Budgets for the Corporate, Special Revenue, Capital Projects, Debt Service Fund and Enterprise Funds are legally adopted on a basis consistent with GAAP. Budgetary information for individual funds is prepared on the same basis as the basic financial statements. All budgets are prepared based on the annual fiscal year of the District. Budgetary funds are controlled by an integrated budgetary accounting system in accordance, where applicable, with various legal requirements which govern the District.

NOTE 2 - STEWARDSHIP, COMPLIANCE AND ACCOUNTABILITY - Continued

BUDGETARY INFORMATION - Continued

The appropriation law allows for transfers by management among line items in any fund. However, any revisions that alter the total expenditures of any fund must be approved by the Board of Park Commissioners. After the first six months of any fiscal year, the Board of Park Commissioners may, by a two-thirds vote, amend the initially approved budget and appropriations ordinance. Unused appropriations lapse at the end of the fiscal year. During the year, no supplementary appropriations were necessary.

EXCESS OF ACTUAL EXPENDITURES/EXPENSES OVER BUDGET IN INDIVIDUAL FUNDS

The following fund had an excess of actual expenditures/expenses, exclusive of depreciation, over budget as of the date of this report:

Fund		Excess
Illinois Municipal Retirement	$	16,695

The District is over budget but is still within the legal level of spending in appropriations.

NOTE 3 - DETAIL NOTES ON ALL FUNDS

DEPOSITS AND INVESTMENTS

The District maintains a cash and investment pool that is available for use by all funds. Each fund type's portion of this pool is displayed on the combined balance sheet as "cash and investments." In addition, investments are separately held by several of the District's funds.

Permitted Deposits and Investments - Statutes authorize the District to make deposits/invest in commercial banks, savings and loan institutions, obligations of the U.S. Treasury and U.S. Agencies, obligations of States and their political subdivisions, credit union shares, repurchase agreements, commercial paper rated within the three highest classifications by at least two standard rating services, the Illinois Funds and the Illinois Park District Liquid Asset Fund.

The Illinois Funds is an investment pool managed by the Illinois Public Treasurer’s Office which allows governments within the State to pool their funds for investment purposes. Illinois Funds is not registered with the SEC as an investment company. Investments in Illinois Funds are valued at the share price, which is the price for which the investment could be sold.

The Illinois Park District Liquid Asset Fund allows Illinois park districts, forest preserves and joint recreational programs to pool their funds for investment purposes. The Illinois Park District Liquid Asset Fund is composed of finance officials and treasurers all of whom are employees of the Illinois public agencies, which are investors in the Illinois Park District Liquid Asset Fund. The Illinois Park District Liquid Asset Fund is not registered with the SEC as an Investment Company. Investments in the Illinois Park District Liquid Asset Fund are valued at the share price, the price for which the investment could be sold.

NOTE 3 - DETAIL NOTES ON ALL FUNDS - Continued

DEPOSITS AND INVESTMENTS - Continued

Deposits. At year-end, the carrying amount of the District's deposits totaled $25,405,925 and the bank balances totaled $25,483,877. In addition, the District has $9,035,169 invested in the Illinois Funds and $1,639,256 invested in the Illinois Park District Liquid Asset Fund, which have an average maturity of less than one year.

Interest Rate Risk. Interest rate risk is the risk that changes in interest rates will adversely affect the fair value of an investment. The District limits its exposure to interest rate risk by structuring the portfolio to provide liquidity for short and long-term cash flow needs while providing a reasonable rate of return based on the current market.

Concentration of Credit Risk. Concentration of credit risk is the risk of loss attributed to the magnitude of the District's investment in a single issuer. The District's investment policy requires diversification of investment to avoid unreasonable risk but has no set percentage limits. At year-end, the District does not have any investments over 5 percent of the total cash and investment portfolio (other than investments issued or explicitly guaranteed by the U.S. government and investments in mutual funds, external investment pools, and other pooled investments).

Custodial Credit Risk. In the case of deposits, this is the risk that in the event of a bank failure, the District's deposits may not be returned to it. The District's investment policy requires pledging of collateral for all bank balances in excess of federal depository insurance, at an amount not less than 102% of the fair value of the funds secured, with the collateral held at an independent third party institution in the name of the District. At April 30, 2026, the entire amount of the bank balance of the deposits was covered by federal depository or equivalent insurance.

For an investment, this is the risk that, in the event of the failure of the counterparty, the District will not be able to recover the value of its investments or collateral securities that are in the possession of an outside party. To limit its exposure, the District's investment policy requires all security transactions that are exposed to custodial credit risk to be processed on a delivery versus payment (DVP) basis with the underlying investments held in a custodial account with the trust department of an approved financial institution. The Illinois Funds and Illinois Park District Liquid Asset Fund are not subject to custodial credit risk.

Credit Risk. Credit risk is the risk that an issuer or other counterparty to an investment will not fulfill its obligations. It is the policy of the District to invest its funds in a manner which will provide the highest investment return with the maximum security while meeting the daily cash flow demands of the District and conforming to all state and local statutes governing the investment of public funds, using the "prudent person" standard for managing the overall portfolio. The primary objectives of the policy are, in order of priority, safety of principal, liquidity and rate of return. At year-end the District's investment in Illinois Funds was rated AAAm by Standard & Poor's and the Illinois Park District Liquid Asset Fund was rated AAAm by Standard & Poor's.

PROPERTY TAXES

The District's property taxes are levied each calendar year on all taxable real property located in the District. Property taxes collected are recorded as revenue.

The County Assessor is responsible for assessment of all taxable real property within Cook County, except for certain railroad property, which is assessed directly by the state. One-third of Cook County is reassessed each year on a repeating triennial schedule established by the County Assessor.

The County Clerk computes the annual tax for each parcel of real property and prepares tax books used by the County Collector as the basis for issuing tax bills to all taxpayers in Cook County.

NOTE 3 - DETAIL NOTES ON ALL FUNDS - Continued

PROPERTY TAXES - Continued

Property taxes are collected by the County Collector and are submitted to the County Treasurer, who remits to the units their respective shares of the collections. Taxes levied in one year become due and payable in two installments on March 1 and August 1 during the following year. The first installment is an estimated bill and is 55% of the prior year's tax bill. The second installment is based on the current levy, assessment and equalization and any changes from the prior year will be reflected in the second installment bill.

Taxes must be levied by the last Tuesday in December of the levy year. The levy becomes an enforceable lien against the property as of January 1 of the levy year. The District recognizes the first installment of the 2025 levy and second installment of the 2023 levy as revenue as the year they are intended to finance.

The 2026 property tax levy, which attached as an enforceable lien on property as of January 1, 2026, has not been recorded as a receivable as of April 30, 2026 as the tax has not yet been levied by the District and will not be levied until December 2026 and, therefore, the levy is not measurable at April 30, 2026.

INTERFUND TRANSFERS

Transfer In	Transfer Out	Amount	
Recreation	Corporate	$ 20,400	(1)
Capital Projects	Corporate	719,400	(1)
Nonmajor Governmental	Corporate	10,000	(1)
Capital Projects	Recreation	700,000	(1)
Capital Projects	G.O. Bond	933,305	(2)
Capital Projects	Golf Center	1,000,000	(1)
Lake Park	Corporate	20,000	(1)
		3,403,105	

Transfers are used to (1) use unrestricted revenues to finance various programs accounted for in other funds in accordance with budgetary authorizations and (2) move revenues from the fund that statute or budget requires to collect them to the fund that statute or budget requires to expend them and.

NOTE 3 - DETAIL NOTES ON ALL FUNDS - Continued

CAPITAL ASSETS

Governmental Activities

Governmental capital asset activity for the year was as follows:

	Beginning Balances	Increases	Decreases	Ending Balances
Nondepreciable Capital Assets				
Land	$ 9,144,419	—	—	9,144,419
Construction in Progress	327,096	2,900	327,096	2,900
	9,471,515	2,900	327,096	9,147,319
Depreciable Capital Assets				
Land Improvements	14,363,520	316,074	—	14,679,594
Buildings and Improvements	41,677,013	2,424,029	—	44,101,042
Swimming Pools	6,410,722	—	—	6,410,722
Machinery and Equipment	8,998,143	206,179	52,948	9,151,374
Automobiles and Trucks	1,153,432	—	—	1,153,432
	72,602,830	2,946,282	52,948	75,496,164
Less Accumulated Depreciation				
Land Improvements	2,742,177	614,330	—	3,356,507
Buildings and Improvements	12,990,318	1,098,202	—	14,088,520
Swimming Pools	1,004,437	160,609	—	1,165,046
Machinery and Equipment	5,746,566	499,428	52,948	6,193,046
Automobiles and Trucks	915,262	56,066	—	971,328
	23,398,760	2,428,635	52,948	25,774,447
Total Net Depreciable Capital Assets	49,204,070	517,647	—	49,721,717
Total Net Capital Assets	58,675,585	520,547	327,096	58,869,036

Depreciation expense was charged to governmental activities as follows:

General Government	$ 111,953
Recreation - ADA	2,316,682
	2,428,635

NOTE 3 - DETAIL NOTES ON ALL FUNDS - Continued

CAPITAL ASSETS - Continued

Business-Type Activities

Business-type capital asset activity for the year was as follows:

	Beginning Balances	Increases	Decreases	Ending Balances
Nondepreciable Capital Assets				
Land	$ 2,802,186	—	—	2,802,186
Construction in Progress	700,000	—	700,000	—
	3,502,186	—	700,000	2,802,186
Depreciable Capital Assets				
Land Improvements	2,991,409	81,198	—	3,072,607
Buildings and Improvements	7,357,023	—	34,831	7,322,192
Swimming Pools	2,934,080	—	—	2,934,080
Water Slide	680,442	—	—	680,442
Miniature Golf Course	313,279	—	—	313,279
Skate Park and Batting Cages	690,735	—	—	690,735
Machinery and Equipment	1,469,952	991,387	—	2,461,339
Automobiles and Trucks	66,633	—	—	66,633
	16,503,553	1,072,585	34,831	17,541,307
Less Accumulated Depreciation				
Land Improvements	2,149,145	53,381	—	2,202,526
Buildings and Improvements	4,823,469	189,559	—	5,013,028
Swimming Pools	2,396,144	63,388	—	2,459,532
Water Slide	498,938	—	—	498,938
Miniature Golf Course	252,394	8,129	—	260,523
Skate Park and Batting Cages	667,813	2,559	—	670,372
Machinery and Equipment	1,317,398	37,048	34,831	1,319,615
Automobiles and Trucks	66,633	—	—	66,633
	12,171,934	354,064	34,831	12,491,167
Total Net Depreciable Capital Assets	4,331,619	718,521	—	5,050,140
Total Net Capital Assets	7,833,805	718,521	700,000	7,852,326

NOTE 3 - DETAIL NOTES ON ALL FUNDS - Continued

CAPITAL ASSETS - Continued

Business-Type Activities - Continued

Depreciation expense was charged to governmental activities as follows:

Mystic Waters	$ 137,831
Mt. View Adventure	27,830
Golf Center	184,932
Lake Park	3,471
	354,064

SHORT-TERM DEBT

General Obligation Bonds

On an annual basis, the District issues general obligation bonds to provide funding for debt service payments. Property Taxes are collected in the next fiscal year for retirement of the annual debt issuances. General obligation bonds are direct obligations and pledge the full faith and credit of the District. The schedule below details the changes in short-term debt for the year-ended:

Issue	Debt Retired by	Beginning Balances	Issuances	Retirements	Ending Balances
$874,180 General Obligation Limited Tax Park Bonds of 2024, due in one installment of $874,180, plus interest at 3.48% on November 1, 2025.	Debt Service	$ 874,180	—	874,180	—
$933,305 General Obligation Limited Tax Park Bonds of 2026, due in one installment of $933,305, plus interest at 2.95% on November 1, 2026.	Debt Service	—	933,305	—	933,305
		874,180	933,305	874,180	933,305

LONG-TERM DEBT

Alternate Revenue Source Bonds

The District issues bonds to provide funds for the acquisition and construction of major capital facilities. Alternate revenue source bonds provide for the collection, segregation and distribution of certain income taxes received by the District for the payment of principal and interest on the alternate revenue source bonds. Alternate revenue source bonds outstanding are as follows:

NOTE 3 - DETAIL NOTES ON ALL FUNDS - Continued

LONG-TERM DEBT - Continued

Alternate Revenue Source Bonds - Continued

Issue	Debt Retired by	Beginning Balances	Issuances	Retirements	Ending Balances
General Obligation (Alternate Revenue Source) Bonds of 2018C ($1,460,000), due in annual installments of $100,000 to $160,000 plus interest at 2.90% to 4.00% through December 1, 2029.	Special Recreation	$ 710,000	—	145,000	565,000

General Obligation Park Bonds

The District issues general obligation park bonds to provide funds for the acquisition, construction and maintenance of major capital facilities. General obligation bonds have been issued for governmental activities. General obligation bonds are direct obligations and pledge the full faith and credit of the District. General obligation park bonds currently outstanding are as follows:

Issue	Debt Retired by	Beginning Balances	Issuances	Retirements	Ending Balances
General Obligation Limited Tax Park Bonds of 2018B ($6,435,000), due in annual installments of $265,000 to $990,000 plus interest at 4.00% through December 1, 2026.	G.O Bond	$ 1,940,000	—	950,000	990,000
General Obligation Limited Tax Refunding Park Bonds of 2021A ($1,515,200), due in annual installments of $26,200 to $1,189,000 plus interest at 0.69% to 1.18% through December 1, 2027.	G.O Bond	1,309,000	—	60,000	1,249,000
		3,249,000	—	1,150,000	2,239,000

NOTE 3 - DETAIL NOTES ON ALL FUNDS - Continued

LONG-TERM DEBT - Continued

Long-Term Liability Activity

Changes in long-term liabilities during the fiscal year were as follows:

Type of Debt	Beginning Balances	Additions	Deductions	Ending Balances	Amounts Due within One Year
Governmental Activities					
Compensated Absences	$ 241,345	—	7,958	233,387	46,677
Net Pension Liability/(Asset) - IMRF	94,718	—	130,135	(35,417)	—
Total OPEB Liability - RBP	355,584	14,190	—	369,774	87,794
Alternate Revenue Source Bonds	710,000	—	145,000	565,000	150,000
General Obligation Park Bonds	3,249,000	—	1,010,000	2,239,000	1,050,000
Plus: Unamortized Premium	156,231	—	68,484	87,747	68,484
	4,806,878	14,190	1,361,577	3,459,491	1,402,955
Business-Type Activities					
Compensated Absences	78,773	—	6,923	71,850	14,370
Net Pension Liability/(Asset) - IMRF	7,913	—	10,872	(2,959)	—
Total OPEB Liability - RBP	29,706	8,074	—	37,780	7,334
	116,392	8,074	17,795	106,671	21,704

For the governmental activities, the net pension liability/(asset) and the total OPEB liability are liquidated by the Corporate Fund and Recreation Fund. The alternate revenue source bonds are being liquidated by the Special Recreation Fund. The general obligation park bonds are being liquidated by the G.O. Bond Fund.

Additionally, for business-type activities, the net pension liability/(asset) and the total OPEB liability are liquidated by the Mystic Waters and Golf Center funds.

Compensated absences are reported as the net change amount for the fiscal year.

NOTE 3 - DETAIL NOTES ON ALL FUNDS - Continued

LONG-TERM DEBT - Continued

Debt Service Requirements to Maturity

The annual debt service requirements to maturity, including principal and interest, are as follows:

	Governmental Activities			
	General Obligation Park Bonds		Alternate Revenue Source Bonds	
Fiscal Year	Principal	Interest	Principal	Interest
2027	$ 1,050,000	54,284	150,000	18,345
2028	1,189,000	14,031	155,000	12,345
2029	—	—	160,000	7,850
2030	—	—	100,000	3,050
Totals	2,239,000	68,315	565,000	41,590

Legal Debt Margin

Chapter 70, Section 1205/6-2 of the Illinois Compiled Statutes provides "…for the payment of land condemned or purchased for parks or boulevards, for the building, maintaining, improving and protecting of the same and for the payment of the expenses incident thereto, or for the acquisition of real estate and lands to be used as a site for an armory, any park district is authorized to issue the bonds or notes of such park district and pledge its property and credit therefore to an amount including existing indebtedness of such park district so that the aggregate indebtedness of such park district does not exceed 2.875% of the value of the taxable property therein, to be ascertained by the last assessment for state and county taxes previous to the issue from time to time of such bonds or notes or, until January 1, 1983, if greater, the sum that is produced by multiplying the District's 1978 equalized assessed valuation by the debt limitation percentage in effect on January 1, 1979, if a petition, signed by voters in number equal to not less than 2% of the voters of the district, who voted at the last general election in the district, asking that the authorized aggregate indebtedness of the District be increased to not more that 5% of the value of the taxable property therein, is presented to the Board and such increase is approved by the voters of the District at a referendum held on the question."

Assessed Valuation - 2025	$ 2,902,917,696
Legal Debt Limit - 5.00% of Assessed Value	145,145,885
Amount of Debt Applicable to Limit	
General Obligation Limited Tax Park Bonds of 2018B	(990,000)
General Obligation Limited Tax Park Bonds of 2021A	(1,249,000)
General Obligation Limited Tax Park Bonds of 2026	(933,305)
Legal Debt Margin	141,973,580

NOTE 3 - DETAIL NOTES ON ALL FUNDS - Continued

NET POSITION CLASSIFICATIONS

Net investment in capital assets was comprised of the following as of April 30, 2026:

Governmental Activities	
Capital Assets - Net of Accumulated Depreciation	$ 58,869,036
Less Capital Related Debt:	
General Obligation Alternate Revenue Source Bonds of 2018C	(565,000)
General Obligation Limited Tax Park Bonds of 2018B	(990,000)
General Obligation Limited Tax Park Bonds of 2021A	(1,249,000)
Unamortized Premium on Debt Issuance	(87,747)
Capital Related Accounts Payable	(384,158)
Net Investment in Capital Assets	55,593,131
Business-Type Activities	
Capital Assets - Net of Accumulated Depreciation	7,852,326
Less Capital Related Debt:	
Retainage Payable	(14,200)
Net Investment in Capital Assets	7,838,126

AVAILABILITY PAYMENT ARRANGEMENT FOR USE OF PROPERTY FOR A SPECIFIC PURPOSE

In accordance with an agreement between the District and a restaurant operator (the Operator) dated February 1, 2024, the Operator agrees to perform operational services for the restaurant and banquet areas of the District's Golf Center. In return, the Operator makes installment payments to the District. For February 1, 2024 to January 31, 2025 the Operator must pay $11,500 per month. For February 1, 2025 to January 31, 2026 the Operator must pay $11,960 per month. For February 1, 2026 to January 31, 2027 the Operator must pay $12,438 per month.

In accordance with an agreement between the District and a golf operator (the Operator) dated June 4, 2021, the Operator agrees to perform golf instruction services for the District's, Golf Center. In return, the Operator makes installment payments to the District. For October 1, 2027 to September 20, 2028 the operator must pay $8,850.85.

In accordance with an agreement between the District and a restaurant operator (the Operator) dated December 1, 2021, the Operator agrees to perform operational services for the restaurant area of the District's Lakeview Center. In return, the Operator makes installment payments to the District. For October 1, 2026 to September 30, 2029 the Operator must pay 3.5% of gross sales.

NOTE 3 - DETAIL NOTES ON ALL FUNDS - Continued

AVAILABILITY PAYMENT ARRANGEMENT FOR USE OF PROPERTY FOR A SPECIFIC PURPOSE - Continued

In accordance with an agreement between the District and a sports operator (the Operator) dated January 1, 2025, the operator agrees to operate the golf pro shop. In return the operator agrees to pay the Park District at a fixed monthly rate or 2% of gross sales (whichever is greater). The term is January 1, 2025 to December 31, 2027 with the option to renew for another term of 3 years.

In 2026, the Operators made payments totaling $498,126 to the District. The District reports availability payment arrangements in the amount of $1,082,184 and deferred inflows of resources in the amount of $970,888 for fiscal year 2026.

FUND BALANCE CLASSIFICATIONS

In the governmental funds financial statements, the District considers restricted amounts to have been spent when an expenditure is incurred for purposes for which both restricted and unrestricted fund balance is available. The District first utilizes committed, then assigned and then unassigned fund balance when an expenditure is incurred for purposes for which all three unrestricted fund balances are available.

Nonspendable Fund Balance. Consists of resources that cannot be spent because they are either: a) not in a spendable form; or b) legally or contractually required to be maintained intact.

Restricted Fund Balance. Consists of resources that are restricted to specific purposes, that is, when constraints placed on the use of resources are either: a) externally imposed by creditors (such as through debt covenants), grantors, contributors, or laws or regulations of other governments; or b) imposed by law through constitutional provisions or enabling legislation.

Committed Fund Balance. Consists of resources constrained (issuance of an ordinance) to specific purposes by the government itself, using its highest level of decision-making authority, the Board of Commissioners; to be reported as committed, amounts cannot be used for any other purpose unless the government takes the same highest-level action to remove or change the constraint.

Assigned Fund Balance. Consists of amounts that are constrained by the Board of Commissioners' intent to be used for specific purposes but are neither restricted nor committed. Intent is expressed by a) the Board of Commissioners itself or b) a body or official to which the Board of Commissioners has delegated the authority to assign amounts to be used for specific purposes. The District's highest level of decision-making authority is the Board of Commissioners, who is authorized to assign amounts to a specific purpose.

Unassigned Fund Balance. Consists of residual net resources of a fund that has not been restricted, committed, or assigned within the General Fund and deficit fund balances of other governmental funds.

Minimum Fund Balance Policy. The District's policy manual states that the Corporate Fund should maintain a minimum fund balance equal to 25% of budgeted operating expenditures.

NOTE 3 - DETAIL NOTES ON ALL FUNDS - Continued

FUND BALANCE CLASSIFICATIONS - Continued

The following is a schedule of fund balance classifications for the governmental funds as of the date of this report:

		Special Revenue		Debt Service			
	Corporate	Recreation	Special Recreation	G.O. Bond	Capital Projects	Nonmajor	Totals
Fund Balances							
Nonspendable							
Prepaids	$ 5,690	28,636	—	—	44,640	—	78,966
Restricted							
Special Recreation	—	—	1,048,021	—	—	—	1,048,021
Audit	—	—	—	—	—	27,537	27,537
Tort Immunity	—	—	—	—	—	611,850	611,850
Employee Retirement	—	—	—	—	—	1,501,540	1,501,540
Museum	—	—	—	—	—	121,439	121,439
Debt Service Reserves	—	—	18,345	1,155,674	—	—	1,174,019
Capital Improvements	—	—	—	—	933,305		933,305
	—	—	1,066,366	1,155,674	933,305	2,262,366	5,417,711
Committed							
Recreational Programming, Facility Maintenance, and Future Recreation Capital	—	6,778,537	—	—	6,032,298	—	12,810,835
Unassigned	7,708,045	—	—	—	—	—	7,708,045
Total Fund Balances	7,713,735	6,807,173	1,066,366	1,155,674	7,010,243	2,262,366	26,015,557

NOTE 4 - OTHER INFORMATION

RISK MANAGEMENT

Park District Risk Management Agency (PDRMA)

The District is exposed to various risks related to torts; theft of, damage to and destruction of assets; errors and omissions; injuries to employees; and net income losses. Since 1984, the District has been a member of the Park District Risk Management Agency (PDRMA) Property/Casualty Program, a joint risk management pool of park and forest preserve districts, and special recreation associations through which property, general liability, automobile liability, crime, boiler and machinery, public officials', employment practices liability and workers compensation coverage is provided in excess of specified limits for the members, acting as a single insurable unit. Losses exceeding the per occurrence self-insured and reinsurance limit would be the responsibility of the District.

As a member of PDRMA's Property/Casualty Program, the District is represented on the Property/Casualty Program Council and the Membership Assembly and is entitled to one vote on each. The relationship between the District and PDRMA is governed by a contract and by-laws that have been adopted by resolution of the District's governing body.

The District is contractually obligated to make all annual and supplementary contributions to PDRMA, to report claims on a timely basis, cooperate with PDRMA, its claims administrator and attorneys in claims investigations and settlement, and to follow risk management procedures as outlined by PDRMA.

Members have a contractual obligation to fund any deficit of PDRMA attributable to a membership year during which they were a member.

PDRMA is responsible for administering the self-insurance program and purchasing excess insurance according to the direction of the Program Council. PDRMA also provides its members with risk management services, including the defense of and settlement of claims, and establishes reasonable and necessary loss reduction and prevention procedures to be followed by the members.

The following represents a summary of PDRMA's Property/Casualty Program balance sheet at December 31, 2025 and the statement of revenues and expenses for the period ending December 31, 2025. The District's portion of the overall equity of the pool is 1.777% or $578,469.

Assets	$	56,187,810
Deferred Outflows of Resources - Pension		1,060,872
Liabilities		24,658,974
Deferred Inflows of Resources - Pension		28,702
Total Net Position		32,561,006
Operating Revenues		24,972,872
Nonoperating Revenues		3,841,114
Expenditures		36,563,087

Since 96.84% of PDRMA's liabilities are reserves for losses and loss adjustment expenses which are based on an actuarial estimate of the ultimate losses incurred, the Member Balances are adjusted annually as more recent loss information becomes available.

NOTE 4 - OTHER INFORMATION - Continued

CONTINGENT LIABILITIES

Litigation

From time to time, the District is party to various pending claims and legal proceedings with respect to employment, civil rights, property taxes and other matters. Although the outcome of such matters cannot be forecasted with certainty, it is the opinion of management and the District attorney that the likelihood is remote that any such claims or proceedings will have a material adverse effect on the District's financial position or results of operations.

Grants

Amounts received or receivable from grantor agencies are subject to audit and adjustment by grantor agencies, principally the federal government. Any disallowed claims, including amounts already collected, may constitute a liability of the applicable funds. The amount, if any, of expenditures which may be disallowed by the grantor cannot be determined at this time although the District expects such amounts, if any, to be immaterial.

JOINTLY GOVERNED ORGANIZATION

The District is a member of the Maine-Niles Association of Special Recreation (the Association) which was organized by seven park districts in order to provide special recreation programs to the physically and mentally disabled within their districts and share the expenses of such programs on a cooperative basis. Each member park district’s contribution was determined based upon the respective ratios of the member’s assessed valuations. For the year ended April 30, 2026, the District contributed $432,412 to the Association.

The Association’s Board of Directors consists of one representative from each participating park district. The Board of Directors is the governing body of the Association and is responsible for establishing all major policies and changes therein and for approving all budgets, capital outlay, programming and master plans. This cooperative association, however, is considered a separate reporting entity by the District’s administration. The District does not have financial accountability for the Association and, accordingly, the Association has not been included in the accompanying financial statements. To obtain the Association’s financial statements, contact their administrative offices at 6820 W. Dempster Street, Morton Grove, Illinois 60053.

EMPLOYEE RETIREMENT SYSTEM - DEFINED BENEFIT PENSION PLAN

Illinois Municipal Retirement Fund (IMRF)

The District contributes to the Illinois Municipal Retirement Fund (IMRF), a defined benefit agent multiple-employer public employee retirement system that acts as a common investment and administrative agent for local governments and school districts in Illinois. IMRF issues a publicly available financial report that includes financial statements and required supplementary information for the plan as a whole, but not by individual employer. That report may be obtained online at www.imrf.org. The benefits, benefit levels, employee contributions, and employer contributions are governed by Illinois Compiled Statutes (ILCS) and can only be amended by the Illinois General Assembly.

NOTE 4 - OTHER INFORMATION - Continued

EMPLOYEE RETIREMENT SYSTEM - DEFINED BENEFIT PENSION PLAN - Continued

Illinois Municipal Retirement Fund (IMRF) - Continued

Plan Descriptions

Plan Administration. All hired in positions that meet or exceed the prescribed annual hourly standard must be enrolled in IMRF as participating members. The plan is accounted for on the economic resources measurement focus and the accrual basis of accounting. Employer and employee contributions are recognized when earned in the year that the contributions are required, benefits and refunds are recognized as an expense and liability when due and payable.

Benefits Provided. IMRF provides two tiers of pension benefits. Employees hired before January 1, 2011, are eligible for Tier 1 benefits. Tier 1 employees are vested for pension benefits when they have at least eight years of qualifying service credit. Tier 1 employees who retire at age 55 (at reduced benefits) or after age 60 (at full benefits) with eight years of service are entitled to an annual retirement benefit, payable monthly for life, in an amount equal to 1-2/3% of the final rate of earnings for the first 15 years of service credit, plus 2% for each year of service credit after 15 years to a maximum of 75% of their final rate of earnings. Final rate of earnings is the highest total earnings during any consecutive 48 months within the last 10 years of service, divided by 48. Under Tier 1, the pension is increased by 3% of the original amount on January 1 every year after retirement.

Employees hired on or after January 1, 2011, are eligible for Tier 2 benefits. For Tier 2 employees, pension benefits vest after ten years of service. Participating employees who retire at age 62 (at reduced benefits) or after age 67 (at full benefits) with ten years of service are entitled to an annual retirement benefit, payable monthly for life, in an amount equal to 1-2/3% of the final rate of earnings for the first 15 years of service credit, plus 2% for each year of service credit after 15 years to a maximum of 75% of their final rate of earnings. Final rate of earnings is the highest total earnings during any 96 consecutive months within the last 10 years of service, divided by 96. Under Tier 2, the pension is increased on January 1 every year after retirement, upon reaching age 67, by the lesser of:

- 3% of the original pension amount, or
- 1/2 of the increase in the Consumer Price Index of the original pension amount.

Plan Membership. As of December 31, 2025, the measurement date, the following employees were covered by the benefit terms:

Inactive Plan Members Currently Receiving Benefits	83
Inactive Plan Members Entitled to but not yet Receiving Benefits	99
Active Plan Members	68
Total	250

Contributions. As set by statute, the District's Regular Plan Members are required to contribute 4.50% of their annual covered salary. The statute requires employers to contribute the amount necessary, in addition to member contributions, to finance the retirement coverage of its own employees. For the year-ended April 30, 2026, the District's contribution was 8.92% of covered payroll.

NOTE 4 - OTHER INFORMATION - Continued

EMPLOYEE RETIREMENT SYSTEM - DEFINED BENEFIT PENSION PLAN - Continued

Illinois Municipal Retirement Fund (IMRF) - Continued

Plan Descriptions - Continued

Net Pension Liability/(Asset). The District's net pension liability/(asset) was measured as of December 31, 2025. The total pension liability used to calculate the net pension liability/(asset) was determined by an actuarial valuation as of that date.

Actuarial Assumptions. The total pension liability was determined by an actuarial valuation performed, as of December 31, 2025, using the following actuarial methods and assumptions:

Actuarial Cost Method	Entry Age Normal
Asset Valuation Method	Fair Value
Actuarial Assumptions	
Interest Rate	7.25%
Salary Increases	2.85% to 13.75%
Cost of Living Adjustments	2.75%
Inflation	2.25%

For non-disabled retirees, the Pub-2010, Amount-Weighted, below-median income, General, Retiree, Male (adjusted 108.0%) and Female (adjusted 106.4%) tables, and future mortality improvements projected using scale MP-2021. For disabled retirees, the Pub-2010, Amount-Weighted, below-median income, General, Disabled Retiree, Male and Female (both unadjusted) tables, and future mortality improvements projected using scale MP-2021. For active members, the Pub-2010, Amount-Weighted, below-median income, General, Employee, Male and Female (both unadjusted) tables, and future mortality improvements projected using scale MP-2021.

The long-term expected rate of return on pension plan investments was determined using a building-block method in which best-estimate ranges of expected future real rates of return (expected returns, net of pension plan investment expense, and inflation) are developed for each major asset class. These ranges are combined to produce the long-term expected rate of return by weighting the expected future real rates of return to the target asset allocation percentage and adding expected inflation. The target allocation and best estimates of geometric real rates of return for each major asset class are summarized in the following table:

NOTE 4 - OTHER INFORMATION - Continued

EMPLOYEE RETIREMENT SYSTEM - DEFINED BENEFIT PENSION PLAN - Continued

Illinois Municipal Retirement Fund (IMRF) - Continued

Plan Descriptions - Continued

Actuarial Assumptions - Continued.

Asset Class	Target	Long-Term Expected Real Rate of Return
Fixed Income	24.00%	4.75%
Domestic Equities	32.50%	7.35%
International Equities	18.00%	7.45%
Real Estate	10.50%	6.25%
Blended	14.00%	3.90% - 8.50%
Cash and Cash Equivalents	1.00%	3.00%

Discount Rate

The discount rate used to measure the total pension liability was 7.25%, the same as the prior valuation. The projection of cash flows used to determine the discount rate assumed that member contributions will be made at the current contribution rate and that District contributions will be made at rates equal to the difference between the actuarially determined contribution rates and the member rate. Based on those assumptions, the Fund's fiduciary net position was projected to be available to make all project future benefit payments of current plan members. Therefore, the long-term expected rate of return on pension plan investments was applied to all period of projected benefit payments to determine the total pension liability.

Discount Rate Sensitivity

The following is a sensitivity analysis of the net pension liability/(asset) to changes in the discount rate. The table below presents the net pension liability/(asset) of the District calculated using the discount rate as well as what the District's net pension liability/(asset) would be if it were calculated using a discount rate that is one percentage point lower or one percentage point higher than the current rate:

	1% Decrease (6.25%)	Current Discount Rate (7.25%)	1% Increase (8.25%)
Net Pension Liability/(Asset)	$ 3,184,218	(38,376)	(2,598,715)

NOTE 4 - OTHER INFORMATION - Continued

EMPLOYEE RETIREMENT SYSTEM - DEFINED BENEFIT PENSION PLAN - Continued

Illinois Municipal Retirement Fund (IMRF) - Continued

Changes in the Net Pension Liability/(Asset)

	Total Pension Liability (A)	Plan Fiduciary Net Position (B)	Net Pension Liability/(Asset) (A) - (B)
Balances at December 31, 2024	$ 27,498,071	27,395,440	102,631
Changes for the Year:			
Service Cost	337,852	—	337,852
Interest	1,943,391	—	1,943,391
Changes of Benefit Terms	—	—	—
Difference Between Expected and Actual Experience of the Total Pension Liability	340,837	—	340,837
Changes of Assumptions	—	—	—
Contributions - Employer	—	353,097	(353,097)
Contributions - Employees	—	191,686	(191,686)
Net Investment Income	—	4,263,014	(4,263,014)
Benefit Payments, Including Refunds of Employee Contributions	(1,723,202)	(1,723,202)	—
Other (Net Transfer)	—	(2,044,710)	2,044,710
Net Changes	898,878	1,039,885	(141,007)
Balances at December 31, 2025	28,396,949	28,435,325	(38,376)

NOTE 4 - OTHER INFORMATION - Continued

EMPLOYEE RETIREMENT SYSTEM - DEFINED BENEFIT PENSION PLAN - Continued

Illinois Municipal Retirement Fund (IMRF) - Continued

Pension Expense, Deferred Outflows of Resources, and Deferred Inflows of Resources Related to Pensions

For the year ended April 30, 2026, the District recognized pension expense of $2,091,436. At April 30, 2026, the District reported deferred outflows or resources and deferred inflows of resources related to pensions from the following sources:

	Deferred Outflows of Resources	Deferred Inflows of Resources	Totals
Difference Between Expected and Actual Experience	$ 210,626	(93,880)	116,746
Change in Assumptions	—	(383)	(383)
Net Difference Between Projected and Actual Earnings on Pension Plan Investments	—	(1,584,339)	(1,584,339)
Total Pension Expense to be Recognized in Future Periods	210,626	(1,678,602)	(1,467,976)
Pension Contributions Made Subsequent to Measurement Date	169,439	—	169,439
Total Deferred Amounts Related to IMRF	380,065	(1,678,602)	(1,298,537)

$169,439 reported as deferred outflows of resources related to pensions resulting from employer contributions subsequent to the measurement date and will be recognized as a reduction of the net pension liability in the reporting year ended April 30, 2027.

Amounts reported as deferred outflows of resources and deferred inflows of resources related to pensions will be recognized in pension expense in future periods as follows:

Fiscal Year	Net Deferred Outflows/(Inflows) of Resources
2027	$ 349,974
2028	(728,176)
2029	(611,039)
2030	(478,735)
2031	—
Thereafter	—
Total	(1,467,976)

NOTE 4 - OTHER INFORMATION - Continued

OTHER POST-EMPLOYMENT BENEFITS

General Information about the OPEB Plan

Plan Description. The District's defined benefit OPEB plan, Retiree Benefits Plan (RBP), provides OPEB for all employees (and their beneficiaries) who retire under IMRF of the District. RBP is a single-employer defined benefit OPEB plan administered by the District. Article 11 of the State Compiled Statutes grants the authority to establish and amend the benefit terms and financing requirements to the District Board of Directors. No assets are accumulated in a trust that meets the criteria in paragraph 4 of Statement 75.

Benefits Provided. RBP provides healthcare benefits for retirees and their dependents. The benefit terms provide the retirees electing coverage pay 100% of the premium to the District in accordance with rates set by the District.

Plan Membership. As of April 30, 2026, the measurement date, the following employees were covered by the benefit terms:

Inactive Plan Members Currently Receiving Benefits	4
Inactive Plan Members Entitled to but not yet Receiving Benefits	—
Active Plan Members	51
Total	55

Total OPEB Liability

The District's total OPEB liability was measured as of April 30, 2026, and was determined by an actuarial valuation as of April 30, 2026.

Actuarial Assumptions and Other Inputs. The total OPEB liability in the April 30, 2026 actuarial valuation was determined using the following actuarial assumptions and other inputs, applied to all periods included in the measurement, unless otherwise specified:

NOTE 4 - OTHER INFORMATION - Continued

OTHER POST-EMPLOYMENT BENEFITS - Continued

Total OPEB Liability - Continued

Actuarial Assumptions and Other Inputs - Continued.

Inflation	2.50%
Salary Increases	2.50%
Discount Rate	4.62%
Healthcare Cost Trend Rates	Dental and Vision: 4.50% to 1.00% HSA and HMO: Initial Rate of 7.80% to 8.30% to an Ultimate Rate of 5.00%
Retirees' Share of Benefit-Related Costs	100% of projected health insurance premiums for retirees

The discount rate was based on The Bond Buyer 20-Bond GO Index.

PubG-2010(B) Improved Generationally using MP-2021 Improvement Rates, weighted per IMRF Experience Study Report dated January 4, 2024

Change in the Total OPEB Liability

	Total OPEB Liability
Balance at April 30, 2025	$ 385,290
Changes for the Year:	
Service Cost	83,191
Interest on the Total OPEB Liability	17,697
Difference Between Expected and Actual Experience	—
Changes of Assumptions or Other Inputs	16,504
Benefit Payments	(95,128)
Net Changes	22,264
Balance at April 30, 2026	407,554

NOTE 4 - OTHER INFORMATION - Continued

OTHER POST-EMPLOYMENT BENEFITS - Continued

Sensitivity of the Total OPEB Liability to Changes in the Discount Rate

The following presents the total OPEB liability, calculated using a Single Discount Rate of 4.62%, while the prior valuation used 5.24%. The following presents the total OPEB liability, calculated using the discount rate, as well as what the total OPEB liability would be if it were calculated using a discount rate that is one percentage point lower or one percentage point higher:

	1% Decrease (3.62%)	Current Discount Rate (4.62%)	1% Increase (5.62%)
Total OPEB Liability	$ 436,124	407,554	381,383

Sensitivity of the Total OPEB Liability to Changes in the Healthcare Cost Trend Rates

The following presents the total OPEB liability, calculated using a variable Healthcare Trend Rate, as well as what the total OPEB liability would be if it were calculated using a Healthcare Trend Rate that is one percentage point lower or one percentage point higher:

	1% Decrease (Varies)	Healthcare Cost Trend Rates (Varies)	1% Increase (Varies)
Total OPEB Liability	$ 363,683	407,554	461,498

OPEB Expense and Deferred Outflows of Resources and Deferred Inflows of Resources Related to OPEB

For the year ended April 30, 2026, the District recognized OPEB expense of $117,392. Per GASB Statement No. 75, under the Alternative Measurement Method, changes in Total OBEB Liability are immediately recognized as expense, resulting in no deferred outflows of resources or deferred inflows of resources related to OPEB.

REQUIRED SUPPLEMENTARY INFORMATION

Required supplementary information includes financial information and disclosures that are required by the GASB but are not considered a part of the basic financial statements. Such information includes:

- Schedule Employer Contributions - Last Ten Fiscal Years
  Illinois Municipal Retirement Fund

- Schedule of Changes in the Employer's Net Pension Liability/(Asset) - Last Ten Measurement Years
  Illinois Municipal Retirement Fund

- Schedule of Changes in the Employer's Total OPEB Liability
  Retiree Benefit Plan

- Budgetary Comparison Schedules
  Corporate Fund
  Recreation - Special Revenue Fund
  Special Recreation - Special Revenue Fund

Notes to the Required Supplementary Information

Budgetary Information - Budgets are adopted on a basis consistent with generally accepted accounting principles.

DES PLAINES PARK DISTRICT, ILLINOIS

Illinois Municipal Retirement Fund
Schedule of Employer Contributions - Last Ten Fiscal Years
April 30, 2026

Fiscal Year	Actuarially Determined Contribution	Contributions in Relation to the Actuarially Determined Contribution	Contribution Excess/ (Deficiency)	Covered Payroll	Contributions as a Percentage of Covered Payroll
2017	$ 419,426	$ 449,426	$ 30,000	$ 3,048,829	14.74%
2018	409,812	439,812	30,000	3,095,975	14.21%
2019	391,597	421,597	30,000	3,152,159	13.37%
2020	371,712	401,712	30,000	3,265,907	12.30%
2021	384,286	414,286	30,000	3,046,934	13.60%
2022	386,701	416,701	30,000	3,374,237	12.35%
2023	312,291	342,291	30,000	3,592,558	9.53%
2024	254,609	284,609	30,000	3,993,555	7.13%
2025	266,837	316,837	50,000	4,218,579	7.51%
2026	289,498	389,498	100,000	4,368,263	8.92%

Notes to the Required Supplementary Information:

Actuarial Cost Method	Aggregate Entry Age Normal
Amortization Method	Level % Pay (Closed)
Remaining Amortization Period	18 Years
Asset Valuation Method	5-Year Smoothed Fair Value
Inflation	2.25%
Salary Increases	2.85% to 13.75%, Including Inflation
Investment Rate of Return	7.25%
Retirement Age	Experience-based table of rates that are specific to the type of eligibility condition. Last updated for the 2023 valuation pursuant to an experience study of the period 2020-2022.
Mortality	For non-disabled retirees, the Pub-2010, Amount-Weighted, below-median income, General, Retiree, Male (adjusted 108%) and Female (adjusted 106.4%) tables, and future mortality improvements projected using scale MP-2021. For disabled retirees, the Pub-2010, Amount-Weighted, below-median income, General, Disabled Retiree, Male and Female (both unadjusted) tables, and future mortality improvements projected using scale MP-2021. For active members, the Pub-2010, Amount-Weighted, below-median income, General, Employee, Male and Female (both unadjusted) tables, and future mortality improvements projected using scale MP-2021.

DES PLAINES PARK DISTRICT, ILLINOIS

Illinois Municipal Retirement Fund
Schedule of Changes in the Employer's Net Pension Liability/(Asset) - Last Ten Measurement Years
April 30, 2026

	12/31/2016	12/31/2017	12/31/2018
Total Pension Liability			
Service Cost	$ 329,042	308,852	304,916
Interest	1,504,375	1,578,871	1,587,799
Change in Benefit Terms	—	—	—
Differences Between Expected and Actual Experience	181,470	(12,527)	219,416
Change of Assumptions	(78,245)	(711,047)	661,987
Benefit Payments, Including Refunds of Member Contributions	(999,098)	(1,028,564)	(1,057,706)
Net Change in Total Pension Liability	937,544	135,585	1,716,412
Total Pension Liability - Beginning	20,473,920	21,411,464	21,547,049
Total Pension Liability - Ending	21,411,464	21,547,049	23,263,461
Plan Fiduciary Net Position			
Contributions - Employer	$ 457,796	401,161	479,632
Contributions - Members	139,177	143,820	140,303
Net Investment Income	1,187,992	3,194,489	(1,089,345)
Benefit Payments, Including Refunds of Member Contributions	(999,098)	(1,028,564)	(1,057,706)
Other (Net Transfer)	248,939	(278,291)	417,796
Net Change in Plan Fiduciary Net Position	1,034,806	2,432,615	(1,109,320)
Plan Net Position - Beginning	17,184,906	18,219,712	20,652,327
Plan Net Position - Ending	18,219,712	20,652,327	19,543,007
Employer's Net Pension Liability/(Asset)	$ 3,191,752	894,722	3,720,454
Plan Fiduciary Net Position as a Percentage of the Total Pension Liability	85.09%	95.85%	84.01%
Covered Payroll	$ 3,088,783	3,032,272	3,120,221
Employer's Net Pension Liability/(Asset) as a Percentage of Covered Payroll	103.33%	29.51%	119.24%

Changes of Assumptions. Changes in assumptions related to the discount rate were made in 2016 through 2018 and 2020. Changes in assumptions related to the demographics were made in 2017 and 2023.

12/31/2019	12/31/2020	12/31/2021	12/31/2022	12/31/2023	12/31/2024	12/31/2025
322,511	334,730	296,866	311,720	330,775	350,033	337,852
1,657,362	1,702,544	1,750,719	1,791,149	1,860,071	1,923,727	1,943,391
—	—	—	—	—	—	—
(181,895)	169,070	(130,397)	204,545	82,343	(416,324)	340,837
—	(227,886)	—	—	(8,216)	—	—
(1,129,102)	(1,232,670)	(1,357,428)	(1,376,472)	(1,356,133)	(1,437,032)	(1,723,202)
668,876	745,788	559,760	930,942	908,840	420,404	898,878
23,263,461	23,932,337	24,678,125	25,237,885	26,168,827	27,077,667	27,498,071
23,932,337	24,678,125	25,237,885	26,168,827	27,077,667	27,498,071	28,396,949
373,618	437,584	432,375	374,462	253,661	255,051	353,097
146,567	144,351	148,053	158,821	174,089	190,562	191,686
3,643,067	3,152,473	4,225,343	(3,510,387)	2,668,341	2,507,452	4,263,014
(1,129,102)	(1,232,670)	(1,357,428)	(1,376,472)	(1,356,133)	(1,437,032)	(1,723,202)
(256,514)	263,467	(199,186)	68,723	244,214	(154,917)	(2,044,710)
2,777,636	2,765,205	3,249,157	(4,284,853)	1,984,172	1,361,116	1,039,885
19,543,007	22,320,643	25,085,848	28,335,005	24,050,152	26,034,324	27,395,440
22,320,643	25,085,848	28,335,005	24,050,152	26,034,324	27,395,440	28,435,325
1,611,694	(407,723)	(3,097,120)	2,118,675	1,043,343	102,631	(38,376)
93.27%	101.65%	112.27%	91.90%	96.15%	99.63%	100.14%
3,257,033	3,186,739	3,290,075	3,529,327	3,866,782	4,236,745	4,259,672
49.48%	(12.79%)	(94.14%)	60.03%	26.98%	2.42%	(0.90%)

DES PLAINES PARK DISTRICT, ILLINOIS

Retiree Benefit Plan
Schedule of Changes in the Employer's Total OPEB Liability
April 30, 2026

	4/30/2020
Total OPEB Liability	$
Service Cost	10,560
Interest	30,033
Changes in Benefit Terms	—
Differences Between	
Expected and Actual Experience	—
Change of Assumptions	
or Other Inputs	80,508
Benefit Payments	(54,784)
Net Change in Total OPEB Liability	66,317
Total OPEB Liability - Beginning	819,985
Total OPEB Liability - Ending	886,302
Covered-Employee Payroll	$ 3,002,990
Total OPEB Liability	
as a Percentage of	
Covered-Employee Payroll	29.51%

Notes:
This schedule is intended to show information for ten years. Information for additional years will be displayed as it becomes available.

No assets are accumulated in a trust that meets the criteria in paragraph 4 of Statement 75.

Changes of Assumptions. Changes in assumptions related to the discount rate were made in 2020 to 2026.

4/30/2021	4/30/2022	4/30/2023	4/30/2024	4/30/2025	4/30/2026
12,266	12,150	20,084	52,728	51,236	83,191
21,840	16,055	17,820	18,137	19,725	17,697
—	—	—	—	—	—
(144,495)	—	(62,714)	—	(110,974)	—
36,327	(100,101)	70,711	(14,766)	(19,607)	16,504
(66,413)	(77,101)	(83,407)	(91,057)	(79,456)	(95,128)
(140,475)	(148,997)	(37,506)	(34,958)	(139,076)	22,264
886,302	745,827	596,830	559,324	524,366	385,290
745,827	596,830	559,324	524,366	385,290	407,554
3,078,065	3,155,016	3,299,073	3,112,509	3,579,674	3,775,361
24.23%	18.92%	16.95%	16.85%	10.76%	10.80%

DES PLAINES PARK DISTRICT, ILLINOIS

Corporate Fund
Schedule of Revenues, Expenditures and Changes in Fund Balance - Budget and Actual
For the Fiscal Year Ended April 30, 2026

	Budget			Actual
	Appropriations	Original	Final	Amounts
Revenues				
Taxes				
Property Taxes	$ —	5,480,000	5,480,000	5,155,272
Intergovernmental				
Replacement Taxes	—	600,000	600,000	579,644
Charges for Services				
Sales and Rentals	—	199,100	199,100	175,179
Interest Income	—	242,000	242,000	245,214
Miscellaneous	—	27,750	27,750	97,442
Total Revenues	—	6,548,850	6,548,850	6,252,751
Expenditures				
General Government				
Administrative Expenditures	1,312,693	1,168,849	1,168,849	1,091,068
Staff Services	1,464,073	1,292,538	1,292,538	1,221,613
Administrative Center, Greenhouse	183,048	152,540	152,540	92,118
Community Centers	513,412	433,020	433,020	373,182
General Parks, Grounds Keeping	704,931	618,005	618,005	412,558
Maintenance Center, Vehicles	1,695,144	1,547,312	1,547,312	1,343,387
Total Expenditures	5,873,301	5,212,264	5,212,264	4,533,926
Excess (Deficiency) of Revenues Over (Under) Expenditures	(5,873,301)	1,336,586	1,336,586	1,718,825
Other Financing (Uses)				
Transfers Out	(808,290)	(769,800)	(769,800)	(769,800)
Net Change in Fund Balance	(6,681,591)	566,786	566,786	949,025
Fund Balance - Beginning				6,764,710
Fund Balance - Ending				7,713,735

DES PLAINES PARK DISTRICT, ILLINOIS

Recreation - Special Revenue Fund
Schedule of Revenues, Expenditures and Changes in Fund Balance - Budget and Actual
For the Fiscal Year Ended April 30, 2026

	Budget			Actual
	Appropriations	Original	Final	Amounts
Revenues				
Taxes				
Property Taxes	$ —	1,815,113	1,815,113	1,833,534
Charges for Services				
Sales and Rentals	—	855,700	855,700	862,106
Fees and Charges	—	3,556,361	3,556,361	2,960,381
Interest Income	—	262,400	262,400	286,683
Miscellaneous	—	2,200	2,200	8,325
Total Revenues	—	6,491,774	6,491,774	5,951,029
Expenditures				
Culture and Recreation				
Administrative Expenditures	361,046	312,419	312,419	277,505
Staff Services	1,050,469	947,804	947,804	894,390
Administrative Center	293,571	250,165	250,165	226,774
Pool Operations	479,400	405,750	405,750	326,653
Community Center	1,822,324	1,592,285	1,592,285	1,523,833
General Parks, Playgrounds	10,140	8,450	8,450	1,019
Sports	474,769	402,620	402,620	448,445
Youth Programs	1,135,083	989,684	989,684	565,670
Adult and Family Programs	345,284	293,454	293,454	292,551
Refuse and Recycling	8,640	7,200	7,200	10,814
Day Camp Programs	421,833	360,584	360,584	285,277
Learn to Swim Programs	39,360	32,800	32,800	24,684
Total Expenditures	6,441,919	5,603,215	5,603,215	4,877,615
Excess (Deficiency) of Revenues Over (Under) Expenditures	(6,441,919)	888,559	888,559	1,073,414
Other Financing Sources (Uses)				
Transfers In	—	20,400	20,400	20,400
Transfers Out	(735,000)	(700,000)	(700,000)	(700,000)
	(735,000)	(679,600)	(679,600)	(679,600)
Net Change in Fund Balance	(7,176,919)	208,959	208,959	393,814
Fund Balance - Beginning				6,413,359
Fund Balance - Ending				6,807,173

DES PLAINES PARK DISTRICT, ILLINOIS

Special Recreation - Special Revenue Fund
Schedule of Revenues, Expenditures and Changes in Fund Balance - Budget and Actual
For the Fiscal Year Ended April 30, 2026

	Budget			Actual
	Appropriations	Original	Final	Amounts
Revenues				
Taxes				
Property Taxes	$ —	862,258	862,258	859,754
Interest Income	—	38,000	38,000	37,311
Total Revenues	—	900,258	900,258	897,065
Expenditures				
General Government				
Administrative Expenditures	9,000	7,500	7,500	—
Professional Services	328,600	293,000	293,000	228,824
Culture and Recreation				
Program Expenditures	477,327	447,930	447,930	497,114
Capital Outlay	40,560	33,800	33,800	3,068
Debt Service				
Principal Retirement	159,500	145,000	145,000	145,000
Interest and Fiscal Charges	29,544	24,620	24,620	24,620
Total Expenditures	1,044,531	951,850	951,850	898,626
Net Change in Fund Balance	(1,044,531)	(51,592)	(51,592)	(1,561)
Fund Balance - Beginning				1,067,927
Fund Balance - Ending				1,066,366

OTHER SUPPLEMENTARY INFORMATION

Other supplementary information includes financial statements and schedules not required by the GASB, nor a part of the basic financial statements, but are presented for purposes of additional analysis.

Such statements and schedules include:

Budgetary Comparison Schedules - Major Governmental Funds

Combining Statements - Nonmajor Governmental Funds

Budgetary Comparison Schedules - Nonmajor Governmental Funds

Budgetary Comparison Schedules - Enterprise Funds

INDIVIDUAL FUND DESCRIPTIONS

CORPORATE FUND

The Corporate Fund is used to account for all financial resources except those required to be accounted for in another fund.

SPECIAL REVENUE FUNDS

The Special Revenue Funds are used to account for the proceeds of specific revenue sources (other than fiduciary funds or capital projects funds) that are legally restricted to expenditure for specified purposes.

Recreation Fund

The Recreation Fund is used to account for the operations of the recreation programs. Financing is provided primarily from an annual property tax levy, and from fees charged for programs and activities.

Special Recreation Fund

The Special Recreation Fund is used to account for revenues and expenditures related to the provision of recreational services for disabled individuals.

Audit Fund

The Audit Fund is used to account for audit expenditures and the property taxes specifically levied to fund these expenditures.

Tort Immunity Fund

The Tort Immunity Fund is used to account for activity relating to risk management and loss prevention and the property taxes specifically levied to fund these expenditures.

Illinois Municipal Retirement Fund

The Illinois Municipal Retirement Fund (IMRF) Fund is used to account for IMRF expenditures and the property taxes specifically levied to fund these expenditures.

Social Security Fund

The Social Security Fund is used to account for social security and medicare expenditures and the property taxes specifically levied to fund these expenditures.

Museum Fund

The Museum Fund is used to account for revenues received for the purpose of the maintenance and operations of the museum.

INDIVIDUAL FUND DESCRIPTIONS

DEBT SERVICE FUND

The Debt Service Fund (G. O. Bond) is used to account for the accumulation of resources for, and the payment of, general long-term debt principal and interest.

CAPITAL PROJECTS FUND

The Capital Projects Fund is used to account for all resources used for the acquisition and maintenance of capital assets or construction of capital projects and related debts.

ENTERPRISE FUNDS

The Enterprise Funds are used to account for operations that are financed and operated in a manner similar to private business enterprises where the intent is that costs of providing goods or services to the general public on a continuing basis be financed or recovered primarily through user charges; or where it has been decided that periodic determination of revenues earned, expenses incurred and/or net income is appropriate for capital maintenance, public policy, management control, accountability or other purpose.

Mystic Waters

The Mystic Waters Fund is used to account for the operations and maintenance of the pool and water slide at the Rand Park.

Mt. View Adventure

The Mt. View Adventure Fund is used to account for the operations and maintenance of the Mountain View Adventure golf course at Prairie Lakes Park.

Golf Center

The Golf Center Fund is used to account for the operations and maintenance of the golf course and driving range at Golf Center Des Plaines.

Lake Park

The Lake Park Fund is used to account for the operations and maintenance of the golf course and marina at Lake Park.

DES PLAINES PARK DISTRICT, ILLINOIS

G.O. Bond - Debt Service Fund
Schedule of Revenues, Expenditures and Changes in Fund Balance - Budget and Actual
For the Fiscal Year Ended April 30, 2026

	Appropriations	Budget Original	Budget Final	Actual Amounts
Revenues				
Taxes				
Property Taxes	$ —	2,057,554	2,057,554	2,021,881
Expenditures				
General Government				
Professional Services	780	650	650	650
Debt Service				
Principal Retirement	1,940,705	950,875	950,875	1,010,000
Interest and Fiscal Charges	127,495	115,861	115,861	115,862
Total Expenditures	2,068,980	1,067,386	1,067,386	1,126,512
Excess (Deficiency) of Revenues Over (Under) Expenditures	(2,068,980)	990,168	990,168	895,369
Other Financing (Uses)				
Transfers Out	—	(933,305)	(933,305)	(933,305)
Net Change in Fund Balance	(2,068,980)	56,863	56,863	(37,936)
Fund Balance - Beginning				1,193,610
Fund Balance - Ending				1,155,674

DES PLAINES PARK DISTRICT, ILLINOIS

Capital Projects - Capital Projects Fund
Schedule of Revenues, Expenditures and Changes in Fund Balance - Budget and Actual
For the Fiscal Year Ended April 30, 2026

	Budget			Actual
	Appropriations	Original	Final	Amounts
Revenues				
Intergovernmental				
Impact Fees	$ —	177,000	177,000	—
Grants and Donations	—	—	—	3,500
Interest Income	—	120,000	120,000	269,848
Miscellaneous	—	—	—	36,344
Total Revenues	—	297,000	297,000	309,692
Expenditures				
Capital Outlay	8,724,370	8,156,594	8,156,594	3,029,247
Debt Service				
Interest and Fiscal Charges	9,600	8,000	8,000	8,000
Total Expenditures	8,848,970	8,264,594	8,264,594	3,037,247
Excess (Deficiency) of Revenues Over (Under) Expenditures	(8,848,970)	(7,967,594)	(7,967,594)	(2,727,555)
Other Financing Sources				
Disposal of Capital Assets	—	—	—	26,000
Transfers In	—	3,314,682	3,314,682	3,352,705
	—	3,314,682	3,314,682	3,378,705
Net Change in Fund Balance	(8,848,970)	(4,652,912)	(4,652,912)	651,150
Fund Balance - Beginning				6,359,093
Fund Balance - Ending				7,010,243

DES PLAINES PARK DISTRICT, ILLINOIS

Nonmajor Governmental Funds
Combining Balance Sheet
April 30, 2026

	Special Revenue					
	Audit	Tort Immunity	Illinois Municipal Retirement	Social Security	Museum	Totals
ASSETS						
Cash and Investments	$ 27,403	610,280	989,445	529,777	121,055	2,277,960
Receivables - Net of Allowances						
Taxes	12,108	123,178	184,768	294,248	71,287	685,589
Accrued Interest	134	1,969	3,541	1,262	384	7,290
Total Assets	39,645	735,427	1,177,754	825,287	192,726	2,970,839
LIABILITIES						
Accounts Payable	—	399	—	—	—	399
Other Payables	—	—	15,720	6,765	—	22,485
Total Liabilities	—	399	15,720	6,765	—	22,884
DEFERRED INFLOWS OF RESOURCES						
Property Taxes	12,108	123,178	184,768	294,248	71,287	685,589
Total Liabilities and Deferred Inflows of Resources	12,108	123,577	200,488	301,013	71,287	708,473
FUND BALANCES						
Restricted	27,537	611,850	977,266	524,274	121,439	2,262,366
Total Liabilities, Deferred Inflows of Resources and Fund Balances	39,645	735,427	1,177,754	825,287	192,726	2,970,839

DES PLAINES PARK DISTRICT, ILLINOIS

Nonmajor Governmental Funds
Combining Statement of Revenues, Expenditures and Changes in Fund Balances
For the Fiscal Year Ended April 30, 2026

	Special Revenue					
	Audit	Tort Immunity	Illinois Municipal Retirement	Social Security	Museum	Totals
Revenues						
Taxes	$ 20,927	205,445	307,879	491,296	118,431	1,143,978
Charges for Services	—	74,323	49,278	142,748	—	266,349
Interest Income	764	21,122	40,104	8,554	2,758	73,302
Miscellaneous	—	2,475	—	—	—	2,475
Total Revenues	21,691	303,365	397,261	642,598	121,189	1,486,104
Expenditures						
General Government	31,665	283,668	238,017	337,256	—	890,606
Culture and Recreation	—	—	158,678	224,838	118,000	501,516
Total Expenditures	31,665	283,668	396,695	562,094	118,000	1,392,122
Excess (Deficiency) of Revenues Over (Under) Expenditures	(9,974)	19,697	566	80,504	3,189	93,982
Other Financing Sources						
Transfers In	—	—	—	—	10,000	10,000
Net Change in Fund Balances	(9,974)	19,697	566	80,504	13,189	103,982
Fund Balances - Beginning	37,511	592,153	976,700	443,770	108,250	2,158,384
Fund Balances - Ending	27,537	611,850	977,266	524,274	121,439	2,262,366

DES PLAINES PARK DISTRICT, ILLINOIS

Audit - Special Revenue Fund
Schedule of Revenues, Expenditures and Changes in Fund Balance - Budget and Actual
For the Fiscal Year Ended April 30, 2026

	Budget			Actual
	Appropriations	Original	Final	Amounts
Revenues				
Taxes				
Property Taxes	$ —	20,600	20,600	20,927
Interest Income	—	1,300	1,300	764
Total Revenues	—	21,900	21,900	21,691
Expenditures				
General Government				
Professional Services	41,220	34,350	34,350	31,665
Net Change in Fund Balance	(41,220)	(12,450)	(12,450)	(9,974)
Fund Balance - Beginning				37,511
Fund Balance - Ending				27,537

DES PLAINES PARK DISTRICT, ILLINOIS

Tort Immunity - Special Revenue Fund
Schedule of Revenues, Expenditures and Changes in Fund Balance - Budget and Actual
For the Fiscal Year Ended April 30, 2026

	Budget			Actual
	Appropriations	Original	Final	Amounts
Revenues				
Taxes				
Property Taxes	$ —	206,000	206,000	205,445
Charges for Services				
Interfund Contributions	—	52,265	52,265	74,323
Interest Income	—	22,000	22,000	21,122
Miscellaneous	—	1,500	1,500	2,475
Total Revenues	—	281,765	281,765	303,365
Expenditures				
General Government				
Professional Services	362,311	321,488	321,488	283,668
Net Change in Fund Balance	(362,311)	(39,723)	(39,723)	19,697
Fund Balance - Beginning				592,153
Fund Balance - Ending				611,850

DES PLAINES PARK DISTRICT, ILLINOIS

Illinois Municipal Retirement - Special Revenue Fund
Schedule of Revenues, Expenditures and Changes in Fund Balance - Budget and Actual
For the Fiscal Year Ended April 30, 2026

	Appropriations	Budget Original	Budget Final	Actual Amounts
Revenues				
Taxes				
Property Taxes	$ —	109,000	109,000	307,879
Charges for Services				
Interfund Contributions	—	51,426	51,426	49,278
Interest Income	—	39,400	39,400	40,104
Total Revenues	—	199,826	199,826	397,261
Expenditures				
General Government				
Administrative Expenditures	184,879	228,000	228,000	238,017
Culture and Recreation				
Administrative Expenditures	219,121	152,000	152,000	158,678
Total Expenditures	404,000	380,000	380,000	396,695
Net Change in Fund Balance	(404,000)	(180,174)	(180,174)	566
Fund Balance - Beginning				976,700
Fund Balance - Ending				977,266

DES PLAINES PARK DISTRICT, ILLINOIS

Social Security - Special Revenue Fund
Schedule of Revenues, Expenditures and Changes in Fund Balance - Budget and Actual
For the Fiscal Year Ended April 30, 2026

	Appropriations	Budget Original	Budget Final	Actual Amounts
Revenues				
Taxes				
Property Taxes	$ —	492,428	492,428	491,296
Charges for Services				
Interfund Contributions	—	151,843	151,843	142,748
Interest Income	—	12,230	12,230	8,554
Total Revenues	—	656,501	656,501	642,598
Expenditures				
General Government				
Administrative Expenditures	467,314	352,200	352,200	337,256
Culture and Recreation				
Administrative Expenditures	154,636	234,800	234,800	224,838
Total Expenditures	621,950	587,000	587,000	562,094
Net Change in Fund Balance	(621,950)	69,501	69,501	80,504
Fund Balance - Beginning				443,770
Fund Balance - Ending				524,274

DES PLAINES PARK DISTRICT, ILLINOIS

Museum - Special Revenue Fund
Schedule of Revenues, Expenditures and Changes in Fund Balance - Budget and Actual
For the Fiscal Year Ended April 30, 2026

	Budget			Actual
	Appropriations	Original	Final	Amounts
Revenues				
Taxes				
Property Taxes	$ —	118,903	118,903	118,431
Interest Income	—	3,457	3,457	2,758
Total Revenues	—	122,360	122,360	121,189
Expenditures				
Culture and Recreation				
Program Expenditures	135,800	123,000	123,000	118,000
Excess (Deficiency) of Revenues Over (Under) Expenditures	(135,800)	(640)	(640)	3,189
Other Financing Sources				
Transfers In	—	10,000	10,000	10,000
Net Change in Fund Balance	(135,800)	9,360	9,360	13,189
Fund Balance - Beginning				108,250
Fund Balance - Ending				121,439

DES PLAINES PARK DISTRICT, ILLINOIS

Mystic Waters - Enterprise Fund
Schedule of Revenues, Expenses and Changes in Net Position - Budget and Actual
For the Fiscal Year Ended April 30, 2026

	Budget			Actual
	Appropriations	Original	Final	Amounts
Operating Revenues				
Charges for Services				
Sales and Rentals	$ —	319,700	319,700	317,884
Fees and Instruction	—	980,000	980,000	994,733
Grants and Donations	—	400	400	1,300
Miscellaneous	—	—	—	1,066
Total Operating Revenues	—	1,300,100	1,300,100	1,314,983
Operating Expenses				
Operations				
General Administrative	151,434	131,342	131,342	108,881
Building Improvements	—	—	—	544
Concessions	427,943	367,438	367,438	266,120
Pool and Water Slide	1,870,269	1,716,849	1,716,849	827,308
Utilities	162,480	139,400	139,400	138,260
Interfund Charges	91,564	79,621	79,621	72,979
Depreciation	—	—	—	137,831
Total Operating Expenses	2,703,690	2,434,650	2,434,650	1,551,923
Operating (Loss)	(2,703,690)	(1,134,550)	(1,134,550)	(236,940)
Nonoperating Revenues				
Interest Income	—	26,000	26,000	31,462
Change in Net Position	(2,703,690)	(1,108,550)	(1,108,550)	(205,478)
Net Position - Beginning				2,533,048
Net Position - Ending				2,327,570

DES PLAINES PARK DISTRICT, ILLINOIS

Mt. View Adventure - Enterprise Fund
Schedule of Revenues, Expenses and Changes in Net Position - Budget and Actual
For the Fiscal Year Ended April 30, 2026

	Budget			Actual
	Appropriations	Original	Final	Amounts
Operating Revenues				
Charges for Services				
Sales and Rentals	$ —	41,000	41,000	29,523
Fees and Instruction	—	308,000	308,000	267,470
Total Operating Revenues	—	349,000	349,000	296,993
Operating Expenses				
Operations				
General Administrative	271,988	231,988	231,988	134,005
Golf Course	74,442	63,285	63,285	37,290
Concessions	31,140	25,950	25,950	25,207
Utilities	39,180	32,650	32,650	30,827
Interfund Charges	26,747	22,289	22,289	20,651
Miscellaneous	40,250	35,000	35,000	—
Depreciation	—	—	—	27,830
Total Operating Expenses	483,747	411,162	411,162	275,810
Operating Income (Loss)	(483,747)	(62,162)	(62,162)	21,183
Nonoperating Revenues				
Interest Income	—	30,800	30,800	35,233
Change in Net Position	(483,747)	(31,362)	(31,362)	56,416
Net Position - Beginning				1,360,912
Net Position - Ending				1,417,328

DES PLAINES PARK DISTRICT, ILLINOIS

Golf Center - Enterprise Fund
Schedule of Revenues, Expenses and Changes in Net Position - Budget and Actual
For the Fiscal Year Ended April 30, 2026

	Appropriations	Budget Original	Budget Final	Actual Amounts
Operating Revenues				
Charges for Services				
Sales and Rentals	$ —	2,444,851	2,444,851	2,177,281
Fees and Instruction	—	992,016	992,016	861,277
Total Operating Revenues	—	3,436,867	3,436,867	3,038,709
Operating Expenses				
Operations				
General Administrative	386,333	450,908	450,908	543,761
Golf Center	1,986,562	1,740,221	1,740,221	1,428,689
Utilities	16,800	14,000	14,000	13,527
Depreciation	—	—	—	184,932
Total Operating Expenses	2,389,695	2,205,129	2,205,129	2,170,909
Operating Income (Loss)	(2,389,695)	1,231,738	1,231,738	867,800
Nonoperating Revenues				
Interest Income	—	238,000	238,000	305,790
Income (Loss) Before Transfers	(2,389,695)	1,469,738	1,469,738	1,173,590
Transfers Out	(1,166,381)	(1,000,000)	(1,000,000)	(1,000,000)
Change in Net Position	(3,556,076)	469,738	469,738	173,590
Net Position - Beginning				8,577,608
Net Position - Ending				8,751,198

DES PLAINES PARK DISTRICT, ILLINOIS

Lake Park - Enterprise Fund
Schedule of Revenues, Expenses and Changes in Net Position - Budget and Actual
For the Fiscal Year Ended April 30, 2026

	Budget			Actual
	Appropriations	Original	Final	Amounts
Operating Revenues				
Charges for Services				
Sales and Rentals	$ —	445,850	445,850	408,265
Fees and Instruction	—	318,300	318,300	329,210
Total Operating Revenues	—	764,150	764,150	737,475
Operating Expenses				
Operations				
General Administrative	166,478	184,964	184,964	196,863
Golf Course	412,364	352,156	352,156	312,871
Clubhouse and Marina	380,482	322,193	322,193	149,171
Concessions	30,720	25,600	25,600	21,945
Utilities	64,332	53,610	53,610	54,671
Depreciation	—	—	—	3,471
Total Operating Expenses	1,054,376	938,523	938,523	738,992
Operating (Loss)	(1,054,376)	(174,373)	(174,373)	(1,517)
Nonoperating Revenues				
Interest Income	—	11,700	11,700	54,027
(Loss) Before Transfers	(1,054,376)	(162,673)	(162,673)	52,510
Transfers In	—	20,000	20,000	20,000
Change in Net Position	(1,054,376)	(142,673)	(142,673)	72,510
Net Position - Beginning				458,487
Net Position - Ending				530,997

SUPPLEMENTAL SCHEDULES

DES PLAINES PARK DISTRICT, ILLINOIS

Long-Term Debt Requirements
General Obligation Alternate Revenue Source Bonds of 2018C
April 30, 2026

Date of Issue	August 8, 2018
Date of Maturity	December 1, 2029
Authorized Issue	$1,460,000
Interest Rate	2.90% to 4.00%
Interest Dates	June 1 and December 1
Principal Maturity Date	December 1
Payable at	Amalgamated Bank of Chicago

CURRENT AND LONG-TERM PRINCIPAL AND INTEREST REQUIREMENTS

Fiscal	Requirements			Interest Due on			
Year	Principal	Interest	Totals	Jun. 1	Amount	Dec. 1	Amount
2027	$ 150,000	18,345	168,345	2026	9,173	2026	9,172
2028	155,000	12,345	167,345	2027	6,173	2027	6,172
2029	160,000	7,850	167,850	2028	3,925	2028	3,925
2030	100,000	3,050	103,050	2029	1,525	2029	1,525
	565,000	41,590	606,590		20,796		20,794

DES PLAINES PARK DISTRICT, ILLINOIS

Long-Term Debt Requirements
General Obligation Limited Tax Park Bonds of 2018B
April 30, 2026

Date of Issue	August 8, 2018
Date of Maturity	December 1, 2026
Authorized Issue	$6,435,000
Interest Rate	4.00%
Interest Dates	June 1 and December 1
Principal Maturity Date	December 1
Payable at	Amalgamated Bank of Chicago

CURRENT AND LONG-TERM PRINCIPAL AND INTEREST REQUIREMENTS

Fiscal	Requirements			Interest Due on			
Year	Principal	Interest	Totals	Jun. 1	Amount	Dec. 1	Amount
2027	$ 990,000	39,600	1,029,600	2026	19,800	2026	19,800

DES PLAINES PARK DISTRICT, ILLINOIS

Long-Term Debt Requirements
General Obligation Limited Tax Park Bonds of 2021A
April 30, 2026

Date of Issue	March 10, 2021
Date of Maturity	December 1, 2027
Authorized Issue	$1,515,200
Interest Rates	0.69% to 1.18%
Interest Dates	June 1 and December 1
Principal Maturity Date	December 1
Payable at	Peoples National Bank of Kewanee

CURRENT AND LONG-TERM PRINCIPAL AND INTEREST REQUIREMENTS

Fiscal	Requirements			Interest Due on			
Year	Principal	Interest	Totals	Jun. 1	Amount	Dec. 1	Amount
2027	$ 60,000	14,684	74,684	2026	7,342	2026	7,342
2028	1,189,000	14,031	1,203,031	2027	7,016	2027	7,015
	1,249,000	28,715	1,277,715		14,358		14,357

STATISTICAL SECTION
(Unaudited)

This part of the annual comprehensive financial report presents detailed information as a context for understanding what the information in the financial statements, note disclosures, and required supplementary information says about the District's overall financial health.

Financial Trends

These schedules contain trend information to help the reader understand how the District's financial performance and well-being have changed over time.

Revenue Capacity

These schedules contain information to help the reader assess the District's most significant local revenue sources.

Debt Capacity

These schedules present information to help the reader assess the affordability of the District's current levels of outstanding debt and the government's ability to issue additional debt in the future.

Demographic and Economic Information

These schedules offer demographic and economic indicators to help the reader understand the environment within which the District's financial activities take place.

Operating Information

These schedules contain service and infrastructure data to help the reader understand how the information in the District's financial report relates to the services the District provides and the activities it performs.

DES PLAINES PARK DISTRICT, ILLINOIS

Net Position by Component - Last Ten Fiscal Years*
April 30, 2026 (Unaudited)

See Following Page

DES PLAINES PARK DISTRICT, ILLINOIS

Net Position by Component - Last Ten Fiscal Years*
April 30, 2026 (Unaudited)

	2017	2018	2019
Governmental Activities			
Net Investment in Capital Assets	$ 21,633,953	22,173,350	22,602,458
Restricted	2,442,390	2,013,097	2,776,064
Unrestricted	7,327,699	8,011,357	8,040,554
Total Governmental Activities Net Position	31,404,042	32,197,804	33,419,076
Business-Type Activities			
Net Investment in Capital Assets	6,042,273	7,867,619	8,387,102
Unrestricted	1,621,730	843,384	877,857
Total Business-Type Activities Net Position	7,664,003	8,711,003	9,264,959
Primary Government			
Net Investment in Capital Assets	27,676,226	30,040,969	30,989,560
Restricted	2,442,390	2,013,097	2,776,064
Unrestricted	8,949,429	8,854,741	8,918,411
Total Primary Government Net Position	39,068,045	40,908,807	42,684,035

*Accrual Basis of Accounting

Data Source: Audited Financial Statements

2020	2021	2022	2023	2024	2025	2026
23,437,575	25,050,570	26,907,273	34,494,969	50,139,363	54,251,581	55,593,131
2,729,723	3,164,217	3,476,816	3,908,500	4,142,413	4,382,423	4,447,490
8,193,799	10,034,172	13,035,964	17,429,485	16,914,443	19,645,449	20,113,728
34,361,097	38,248,959	43,420,053	55,832,954	71,196,219	78,279,453	80,154,349
9,033,337	8,899,991	8,328,695	8,655,091	8,304,966	7,833,805	7,838,126
742,781	1,428,047	2,624,165	3,102,790	4,320,943	5,096,250	5,186,008
9,776,118	10,328,038	10,952,860	11,757,881	12,625,909	12,930,055	13,024,134
32,470,912	33,950,561	35,235,968	43,150,060	58,444,329	62,085,386	63,431,257
2,729,723	3,164,217	3,476,816	3,908,500	4,142,413	4,382,423	4,447,490
8,936,580	11,462,219	15,660,129	20,532,275	21,235,386	24,741,699	25,299,736
44,137,215	48,576,997	54,372,913	67,590,835	83,822,128	91,209,508	93,178,483

DES PLAINES PARK DISTRICT, ILLINOIS

Changes in Net Position - Last Ten Fiscal Years*
April 30, 2026 (Unaudited)

	2017	2018	2019	2020	2021	2022	2023	2024	2025	2026
Expenses										
Governmental Activities										
General Government	$ 4,273,945	4,374,291	4,371,693	4,575,882	2,892,623	3,855,125	5,262,107	5,154,422	6,044,556	7,342,911
Culture and Recreation	4,985,006	4,772,880	4,799,652	5,365,502	4,934,693	5,189,989	6,569,424	6,404,579	7,853,505	8,577,156
Interest	12,425	4,620	235,686	261,595	237,029	201,932	167,011	135,996	101,808	68,142
Total Governmental Activities Expenses	9,271,376	9,151,791	9,407,031	10,202,979	8,064,345	9,247,046	11,998,542	11,694,997	13,999,869	15,988,209
Business-Type Activities										
Mystic Waters	1,030,352	988,626	1,000,398	1,032,492	373,253	1,000,175	1,219,279	1,211,008	1,386,865	1,551,923
Mt. View Adventure	223,002	234,546	247,246	289,186	239,401	253,855	286,105	368,986	413,175	275,810
Golf Center	1,455,868	1,075,106	1,480,802	1,494,511	1,448,778	1,593,106	1,725,116	2,099,610	2,134,868	2,170,909
Lake Park	230,731	213,098	192,120	168,319	175,874	214,945	239,856	294,189	664,309	738,992
Total Business-Type Activities Expenses	2,939,953	2,511,376	2,920,566	2,984,508	2,237,306	3,062,081	3,470,356	3,973,793	4,599,217	4,737,634
Total Primary Government Expenses	12,211,329	11,663,167	12,327,597	13,187,487	10,301,651	12,309,127	15,468,898	15,668,790	18,599,086	20,725,843
Program Revenues										
Governmental Activities										
Charges for Services	2,272,444	2,387,047	2,436,755	2,395,732	1,817,417	3,302,068	4,076,512	4,397,025	4,560,922	4,264,015
Operating Grants and Contributions	1,000	7,777	—	1,075	—	—	—	—	—	—
Capital Grants and Contributions	1,294,452	103,924	447,997	128,908	161,700	154,914	7,953,715	9,960,126	3,291,961	3,500
Total Governmental Activities Program Revenues	3,567,896	2,498,748	2,884,752	2,525,715	1,979,117	3,456,982	12,030,227	14,357,151	7,852,883	4,267,515
Business-Type Activities										
Mystic Waters	928,839	858,201	881,262	856,983	3,312	946,141	1,069,557	1,120,223	1,252,081	1,314,983
Mt. View Adventure	174,067	170,572	158,739	187,427	208,735	310,079	317,437	323,848	359,406	296,993
Golf Center	207,270	225,796	174,527	1,602,408	2,499,603	2,665,400	2,983,710	3,171,386	3,202,555	3,038,709
Lake Park	1,609,863	1,397,582	1,631,018	158,653	311,959	256,889	279,959	381,745	615,375	737,475
Total Business-Type Activities Program Revenues	2,920,039	2,652,151	2,845,546	2,805,471	3,023,609	4,178,509	4,650,663	4,997,202	5,429,417	5,388,160
Total Primary Government Program Revenues	6,487,935	5,150,899	5,730,298	5,331,186	5,002,726	7,635,491	16,680,890	19,354,353	13,282,300	9,655,675

	2017	2018	2019	2020	2021	2022	2023	2024	2025	2026
Net (Expenses) Revenues										
Governmental Activities	$ (5,703,480)	(6,653,043)	(6,522,279)	(7,677,264)	(6,085,228)	(5,790,064)	31,685	2,662,154	(6,146,986)	(11,720,694)
Business-Type Activities	(19,914)	140,775	(75,020)	(179,037)	786,303	1,116,428	1,180,307	1,023,409	830,200	650,526
Total Primary Government										
Net Revenues (Expenses)	(5,723,394)	(6,512,268)	(6,597,299)	(7,856,301)	(5,298,925)	(4,673,636)	1,211,992	3,685,563	(5,316,786)	(11,070,168)
General Revenues and Other Changes in Net Position										
Governmental Activities										
Taxes	8,294,472	8,186,927	8,539,271	8,774,261	9,200,129	10,072,879	11,398,799	11,260,078	10,987,777	11,594,063
Interest Income	67,209	84,397	406,032	382,445	60,438	18,553	469,458	882,349	1,025,726	912,358
Miscellaneous	38,424	72,556	148,365	77,885	137,766	369,726	12,959	58,684	236,717	144,586
Transfers	(903,699)	(897,075)	(637,120)	(615,306)	250,000	500,000	500,000	500,000	980,000	980,000
Total Governmental Activities	7,496,406	7,446,805	8,456,548	8,619,285	9,648,333	10,961,158	12,381,216	12,701,111	13,230,220	13,631,007
Business-Type Activities										
Investment Earnings	7,178	9,150	58,827	74,890	15,617	8,394	124,714	344,619	453,946	426,512
Transfers	903,699	897,075	637,120	615,306	(250,000)	(500,000)	(500,000)	(500,000)	(980,000)	(980,000)
Total Business-Type Activities	910,877	906,225	695,947	690,196	(234,383)	(491,606)	(375,286)	(155,381)	(526,054)	(553,488)
Total Primary Government	8,407,283	8,353,030	9,152,495	9,309,481	9,413,950	10,469,552	12,005,930	12,545,730	12,704,166	13,077,519
Changes in Net Position										
Governmental Activities	1,792,926	793,762	1,934,269	942,021	3,563,105	5,171,094	12,412,901	15,363,265	7,083,234	1,910,313
Business-Type Activities	890,963	1,047,000	620,927	511,159	551,920	624,822	805,021	868,028	304,146	97,038
Total Change in Net Position	2,683,889	1,840,762	2,555,196	1,453,180	4,115,025	5,795,916	13,217,922	16,231,293	7,387,380	2,007,351

The District implemented GASB Statement No. 68 for the fiscal year ending April 30, 2016 and GASB Statement No. 75 for the fiscal year ending April 30, 2019.

*Accrual Basis of Accounting

Data Source: Audited Financial Statements

DES PLAINES PARK DISTRICT, ILLINOIS

Fund Balances of Governmental Funds - Last Ten Fiscal Years*
April 30, 2026 (Unaudited)

	2017	2018	2019
Corporate Fund			
Nonspendable for Prepaid Items	$ 5,318	9,169	11,273
Restricted for Memorial Trees	24,628	25,664	31,638
Unassigned	4,641,253	5,000,595	3,424,794
Total Corporate Fund	4,671,199	5,035,428	3,467,705
All Other Governmental Funds			
Nonspendable for Prepaid Items	4,233	57,934	14,288
Restricted for Special Recreations	415,439	540,010	742,120
Restricted for Employee Retirement	618,036	609,685	622,880
Restricted for Specific Purposes	96,015	88,784	87,130
Restricted for Debt Service	1,045,103	489,728	1,010,476
Restricted for Tort	243,169	259,226	281,820
Restricted for Park Development/Improvements	—	561,175	7,065,361
Assigned for Capital Projects	2,812,195	2,271,077	5,964,339
Committed for Recreational Purposes	2,284,578	2,532,793	2,361,458
Total All Other Governmental Funds	7,518,768	7,410,412	18,149,872
Total Governmental Funds	12,189,967	12,445,840	21,617,577

*Modified Accrual Basis of Accounting
Date Source: Audited Financial Statements

2020	2021	2022	2023	2024	2025	2026
31,824	11,220	9,243	38,598	8,632	11,211	5,690
1,845	6,940	7,000	7,000	15,000	11,274	—
3,657,857	4,321,451	4,836,570	5,732,255	5,811,680	6,742,225	7,708,045
3,691,526	4,339,611	4,852,813	5,777,853	5,835,312	6,764,710	7,713,735
66,297	49,537	4,831	37,897	66,253	161,695	73,276
645,452	800,870	987,553	1,044,229	911,642	1,043,782	1,048,021
723,508	875,160	917,338	1,100,463	1,329,097	1,420,470	1,501,540
84,392	63,019	76,766	118,855	142,367	145,761	148,976
1,085,177	1,144,945	1,112,970	1,207,558	1,241,998	1,217,755	1,174,019
336,743	389,428	475,379	516,751	577,195	592,153	611,850
—	—	—	—	—	—	—
5,164,722	4,897,027	5,277,826	8,004,668	5,555,373	6,215,495	6,965,603
2,514,234	2,972,786	3,862,604	4,448,006	5,760,803	6,395,262	6,778,537
10,620,525	11,192,772	12,715,267	16,478,427	15,584,728	17,192,373	18,301,822
14,312,051	15,532,383	17,568,080	22,256,280	21,420,040	23,957,083	26,015,557

DES PLAINES PARK DISTRICT, ILLINOIS

Changes in Fund Balances of Governmental Funds - Last Ten Fiscal Years*
April 30, 2026 (Unaudited)

	2017	2018	2019
Revenues			
Property Taxes	$ 7,866,121	7,788,474	8,178,927
Personal Property Replacement Taxes	963,073	510,154	360,344
Sales and Rental Revenue	472,641	485,497	548,379
Charges for Recreation Programs	1,799,803	1,901,550	1,888,376
Intergovernmental	—	—	447,997
Grants and Donations	195,730	—	—
Interest Income	67,209	84,397	406,032
Miscellaneous	38,424	72,556	148,365
Total Revenues	11,403,001	10,842,628	11,978,420
Expenditures			
General Government	3,888,176	3,904,414	4,252,092
Culture and Recreation	4,034,398	4,074,364	4,151,596
Capital Outlay	1,586,384	1,174,967	2,219,925
Debt Service			
Principal Retirement	514,985	528,015	—
Interest and Fiscal Charges	11,432	7,920	8,085
Total Expenditures	10,035,375	9,689,680	10,631,698
Excess (Deficiency) of Revenues Over (Under) Expenditures	1,367,626	1,152,948	1,346,722
Other Financing Sources (Uses)			
Disposal of Capital Assets	—	—	—
Transfers In	501,000	1,062,175	3,379,320
Transfers Out	(1,404,699)	(1,959,250)	(4,016,440)
Debt Issuance	—	—	7,895,000
Premium on Debt Issuance	—	—	—
	(903,699)	(897,075)	7,257,880
Net Change in Fund Balances	463,927	255,873	8,604,602
Debt Service as a Percentage of Noncapital Expenditures	6.01%	6.20%	0.10%

*Modified Accrual Basis of Accounting
Data Source: Audited Financial Statements

2020	2021	2022	2023	2024	2025	2025
8,299,852	8,752,821	9,033,080	10,035,778	10,274,529	10,384,707	11,014,419
474,409	447,308	1,039,799	1,363,021	985,549	603,070	579,644
522,169	376,842	806,209	993,219	949,483	1,048,476	1,037,285
1,873,563	1,154,216	2,495,859	3,083,293	3,447,542	3,512,446	3,226,730
129,983	286,359	—	—	—	—	—
—	161,700	154,914	5,837,811	4,811,030	3,291,961	3,500
382,445	60,438	18,553	469,458	882,349	1,025,726	912,358
77,885	137,766	369,726	12,959	58,684	236,717	144,586
11,760,306	11,377,450	13,918,140	21,795,539	21,409,166	20,103,103	16,918,522
3,920,521	3,491,257	3,761,652	4,029,885	5,225,714	5,140,197	5,654,006
4,234,386	3,607,881	4,837,510	5,618,977	5,448,838	5,893,497	5,876,245
10,814,018	2,945,968	3,253,080	6,033,158	10,050,289	6,200,960	3,032,315
365,000	1,540,450	1,614,435	1,675,990	1,804,615	1,115,000	1,155,000
410,286	336,762	286,371	249,329	215,950	196,406	148,482
19,744,211	11,922,318	13,753,048	17,607,339	22,745,406	18,546,060	15,866,048
(7,983,905)	(544,868)	165,092	4,188,200	(1,336,240)	1,557,043	1,052,474
—	—	—	—	—	—	26,000
1,286,755	945,615	1,443,400	1,725,000	1,950,400	3,223,761	3,383,105
(1,902,061)	(695,615)	(943,400)	(1,225,000)	(1,450,400)	(2,243,761)	(2,403,105)
1,293,685	1,515,200	1,370,605	—	—	—	—
—	—	—	—	—	—	—
678,379	1,765,200	1,870,605	500,000	500,000	980,000	1,006,000
(7,305,526)	1,220,332	2,035,697	4,688,200	(836,240)	2,537,043	2,058,474
8.32%	20.08%	17.67%	15.49%	16.07%	10.00%	9.84%

DES PLAINES PARK DISTRICT, ILLINOIS

Assessed Value and Actual Value of Taxable Property - Last Ten Tax Levy Years
April 30, 2026 (Unaudited)

Tax Levy Year	Real Property	Railroad Property	Air Pollution Property	Total Assessed Value	Estimated Value (1)	Direct Tax Rate
2016	$ 1,652,535,404	$ 4,180,554	$ 721	$ 1,656,716,679	$ 4,970,150,037	0.4850
2017	1,689,446,661	4,063,332	766	1,693,510,759	5,080,532,277	0.4922
2018	1,663,676,239	4,347,179	766	1,668,024,184	5,004,072,552	0.5143
2019	1,941,573,876	4,669,600	745	1,946,244,221	5,838,732,663	0.4527
2020	1,971,572,816	4,818,404	745	1,976,391,965	5,929,175,895	0.4621
2021	1,896,516,356	4,818,404	745	1,901,335,505	5,704,006,515	0.5178
2022	2,348,004,410	5,503,424	—	2,353,507,834	7,060,523,502	0.4361
2023	2,444,592,741	5,887,186	—	2,450,479,927	7,351,439,781	0.4404
2024	2,448,952,157	5,786,548	—	2,454,738,705	7,364,216,115	0.4627
2025	2,897,195,022	5,722,674	—	2,902,917,696	8,708,753,088	0.4627

(1) Estimated value is based upon an estimate that assessed valuation is approximately 33% of the value.

Data Source: Cook County Department of Tax Extension

N/A - Not available as of the date of this report.

DES PLAINES PARK DISTRICT, ILLINOIS

Direct and Overlapping Property Tax Rates - Last Ten Tax Levy Years
April 30, 2026 (Unaudited)

See Following Page

DES PLAINES PARK DISTRICT, ILLINOIS

Direct and Overlapping Property Tax Rates - Last Ten Tax Levy Years
April 30, 2026 (Unaudited)

	2016	2017	2018
District Direct Rates (1)			
Corporate	0.2057	0.2072	0.2176
Recreation	0.0837	0.0843	0.0892
IMRF	0.0202	0.0210	0.0220
Liability Insurance	0.0142	0.0141	0.0146
Auditing	0.0021	0.0021	0.0025
Handicapped Fund	0.0348	0.0394	0.0400
Museum Fund	0.0067	0.0067	0.0069
Social Security	0.0167	0.0166	0.0171
Limited Bonds	0.1009	0.1008	0.1044
Total District Direct Rates	0.4850	0.4922	0.5143
Final Tax Rate	0.4850	0.4922	0.5143
Overlapping Rates			
City of Des Plaines	1.2420	1.2160	1.3060
Library Fund	0.3240	0.3220	0.3260
Cook County (2)	0.5330	0.5270	0.4890
Sanitary Districts	0.4060	0.4020	0.3960
Schools (3)	6.6590	6.7010	7.0190
Other (4)	0.2640	0.2550	0.2230
Total Overlapping Rates	9.4280	9.4230	9.7590
Total Direct and Overlapping Tax Rate	9.9130	9.9152	10.2733

(1) Tax rates per $100 of assessed valuation.

(2) Cook County, Cook County Health Facilities, Cook County Public Safety Facilities, and Consolidated Elections.

(3) School District No. 62, High School District No. 207 and Junior College District No. 535.

(4) Forest Preserve District, Suburban T.B. Sanitarium, Northwest Mosquito Abatement District, Maine Township - Road and Bridge, Town Fund and General Assistance.

N/A - Not available as of the date of this report.

Data Source: Office of the County Clerk

2019	2020	2021	2022	2023	2024	2025
0.1907	0.1965	0.2270	0.2005	0.2019	0.2157	0.2157
0.0780	0.0827	0.0946	0.0797	0.0768	0.0772	0.0772
0.0211	0.0211	0.0222	0.0175	0.0126	0.0130	0.0130
0.0127	0.0127	0.0133	0.0044	0.0084	0.0086	0.0086
0.0022	0.0022	0.0024	0.0020	0.0008	0.0009	0.0009
0.0347	0.0360	0.0398	0.0326	0.0338	0.0362	0.0362
0.0060	0.0031	0.0048	0.0041	0.0047	0.0050	0.0050
0.0161	0.0159	0.0168	0.0131	0.0185	0.0207	0.0207
0.0912	0.0919	0.0969	0.0822	0.0829	0.0855	0.0855
0.4527	0.4621	0.5178	0.4361	0.4404	0.4628	0.4628
0.4527	0.4621	0.5178	0.4361	0.4404	0.4627	0.4627
1.1200	1.1010	1.1511	0.9330	0.9230	0.9230	N/A
0.2790	0.2740	0.2870	0.2330	0.2240	0.2230	N/A
0.4840	0.4530	0.5040	0.4310	0.6020	0.3910	N/A
0.3890	0.3780	0.3820	0.3740	0.3450	0.3400	N/A
6.3490	6.5620	7.2160	5.6060	5.7710	6.1070	N/A
0.1550	0.1440	0.1780	0.1620	0.1900	0.7490	N/A
8.7760	8.9120	9.7181	7.7390	8.0550	8.7330	N/A
9.2287	9.3741	10.2359	8.1751	8.4954	9.1957	0.4627

DES PLAINES PARK DISTRICT, ILLINOIS

Principal Property Tax Payers - Current Fiscal Year and Nine Fiscal Years Ago
April 30, 2026 (Unaudited)

	2026			2016		
Taxpayer	Taxable Assessed Value	Rank	Percentage of Total Taxable Assessed Value	Taxable Assessed Value	Rank	Percentage of Total Taxable Assessed Value
Midwest Gaming	$ 108,621,446	1	3.86%	$ 60,246,117	1	3.51%
Wille Road LLC	22,614,162	2	0.80%			
Juno Lighting	19,730,762	3	0.70%	13,851,217	6	0.81%
Marc Realty LLC	18,910,618	4	0.67%			
Sysco Chicago	18,331,461	5	0.65%			
LA Group Properties	16,674,797	6	0.59%			
1425 Ellinwood Apartments	16,087,846	7	0.57%			
UOP LLC	15,123,866	8	0.54%	25,039,931	2	1.46%
EGP 2300 Des Plaines	14,975,636	9	0.53%			
O'Hare Lake Office Park	14,510,228	10	0.52%	21,744,446	3	1.27%
Crane Norcross				16,574,656	4	0.96%
MLRF Messenger LLC				13,872,957	5	0.81%
Abbott Labs				11,144,558	7	0.65%
Individual				10,329,884	8	0.60%
Apple Reit Tech				9,912,153	9	0.58%
Michael Alesia & Associates, P.C.				8,528,854	10	0.50%
	265,580,822		9.43%	191,244,773		11.15%

(1) Based on Taxable Assessed Values for Tax Year 2024. Tax year 2024 is the most current data available.

Source: City of Des Plaines Annual Comprehensive Financial Report Year Ended December 31, 2025.

Note: Every effort has been made to include all taxable property of the taxpayers listed and to seek out and report the largest taxpayers; however, some taxpayers have numerous parcels, and therefore, some parcels and their valuations may have been inadvertently missed.

DES PLAINES PARK DISTRICT, ILLINOIS

Property Tax Levies and Collections - Last Ten Tax Levy Years
April 30, 2026 (Unaudited)

Tax Levy Year	Taxes Levied for the Fiscal Year	Collected within the Fiscal Year of the Levy		Collections in Subsequent Years	Total Collections to Date	
		Amount	Percentage of Levy		Amount	Percentage of Levy
2016	$ 8,034,222	$ 4,108,393	51.14%	$ 3,708,295	$ 7,816,688	97.29%
2017	8,335,304	4,179,058	50.14%	4,005,645	8,184,703	98.19%
2018	8,579,068	4,344,852	50.64%	4,070,842	8,415,694	98.10%
2019	8,810,477	4,508,534	51.17%	4,270,348	8,778,882	99.64%
2020	9,129,818	4,301,264	47.11%	4,816,814	9,118,078	99.87%
2021	9,658,809	4,621,814	47.85%	4,937,114	9,558,928	98.97%
2022	10,261,319	5,098,663	49.69%	5,041,231	10,139,894	98.82%
2023	10,888,866	5,233,297	48.06%	5,256,647	10,489,944	96.34%
2024	11,598,863	5,256,647	45.32%	5,769,635	11,026,282	95.06%
2025	11,864,620	5,244,783	44.21%	—	5,244,783	44.21%

Note: Property in the District is reassessed every three years. Property is assessed and then equalized to be approximately 33 1/3% of actual value.

Data Source: Office of the County Clerk

DES PLAINES PARK DISTRICT, ILLINOIS

Ratios of Outstanding Debt by Type - Last Ten Fiscal Years
April 30, 2026 (Unaudited)

Fiscal Year	Governmental Activities		Business-Type Activities		Total Primary Government	Percentage of Equalized Assessed Value (1)	Percent of Personal Income (2)	Per Capita (2)
	General Obligation Bonds	Alternate Revenue Bonds	Alternate Revenue Bonds	General Obligation Bonds				
2017	$ 528,015	$ —	$ —	$ 3,128,338	$ 3,656,353	0.22%	0.23%	$ 62.65
2018	561,175	—	—	2,105,558	2,666,733	0.16%	0.17%	45.69
2019	7,002,135	1,460,000	—	1,062,777	9,524,912	0.49%	0.59%	163.20
2020	7,962,336	1,360,000	—	—	9,322,336	0.47%	0.58%	159.73
2021	7,988,602	1,240,000	—	—	9,228,602	0.49%	0.57%	158.12
2022	7,801,288	1,115,000	—	—	8,916,288	0.38%	0.39%	146.95
2023	6,186,814	985,000	—	—	7,171,814	0.38%	0.32%	118.20
2024	4,448,715	850,000	—	—	5,298,715	0.22%	0.23%	87.33
2025	3,405,231	710,000	—	—	4,115,231	0.17%	0.18%	67.82
2026	2,326,747	565,000	—	—	2,891,747	N/A	N/A	N/A

Note: Details of the District's outstanding debt can be found in the notes to the financial statements.

Data Source:
(1) See the Schedule of Assessed Value and Actual Value of Taxable Property for property value data.

(2) See the Schedule of Demographic and Economic Statistics for Personal Income and the Per Capita data.

N/A - Not available as of the date of this report.

DES PLAINES PARK DISTRICT, ILLINOIS

Ratio of General Obligation Bonded Debt Outstanding to Equalized Assessed Value and Net General Obligation Bonded Debt per Capita - Last Ten Fiscal Years
April 30, 2026 (Unaudited)

Fiscal Year	General Obligation Bonds	Less Amount Available for Debt Service	Total	Percentage of Equalized Assessed Value (1)	Per Capita (2)
2017	$ 3,656,353	$ 1,045,103	$ 2,611,250	0.16%	$ 44.74
2018	2,666,733	489,728	2,177,005	0.11%	37.30
2019	8,064,912	1,010,476	7,054,436	0.36%	120.87
2020	7,962,336	957,783	7,004,553	0.36%	120.01
2021	7,988,602	1,028,800	6,959,802	0.35%	119.25
2022	7,801,288	1,028,800	6,772,488	0.36%	111.62
2023	6,186,814	1,121,202	5,065,612	0.22%	83.49
2024	4,448,715	1,167,112	3,281,603	0.13%	54.08
2025	3,405,231	1,501,540	1,903,691	0.08%	31.38
2026	2,326,747	1,137,103	1,189,644	N/A	N/A

Note: Details of the District's outstanding debt can be found in the notes to the financial statements

(1) See the Schedule of Assessed Value and Actual Value of Taxable Property for property value data.
(2) See the Schedule of Demographic and Economic Statistics for the Per Capita Income data.

N/A - Not available as of the date of this report.

DES PLAINES PARK DISTRICT, ILLINOIS

Schedule of Direct and Overlapping Governmental Activities Debt
April 30, 2026 (Unaudited)

Governmental Unit	Gross Debt	Percentage of Debt Applicable to District (1)	District's Share of Debt
Des Plaines Park District	$ 2,891,747	100.00%	$ 2,891,747
Schools			
School District No. 26	30,810,000	6.83%	2,104,323
High School District No. 207	137,155,000	36.73%	50,377,032
High School District No. 214	13,270,000	3.92%	520,184
Harper Community College District No. 512	196,740,000	1.99%	3,915,126
Oakton Community College District No. 535	51,230,000	7.82%	4,006,186
Total Schools	429,205,000		60,922,851
Other			
Cook County (2)	1,760,191,750	1.35%	23,762,589
Cook County Forest Preserve District	70,975,000	1.35%	958,163
Metropolitan Water Reclamation District	2,555,076,024	1.37%	35,004,542
City of Des Plaines	2,991,285	91.57%	2,739,120
Village of Mt. Prospect	3,249,000	1.57%	51,009
City of Park Ridge	3,172,305	1.53%	48,663
Total Other	4,395,655,364		62,564,086
Total Overlapping Debt	4,824,860,364		123,486,937
Total Direct and Overlapping Debt	5,254,065,364		184,409,788

Data Sources:

(1) Determined by ratio of assessed valuation of property subject to taxation in the District to valuation of property subject to taxation in overlapping unit.

(2) Includes Cook County's outstanding general obligation bonds, Cook County's proportional share of Public Building Commission Chicago revenue bonds, notes issued under a demand note program, and interim financing notes. Excludes tax anticipation notes.

Overlapping debt percentages are based on 2024 EAVs, the most current available.

DES PLAINES PARK DISTRICT, ILLINOIS

Legal Debt Margin - Last Ten Fiscal Years
April 30, 2026 (Unaudited)

See Following Page

DES PLAINES PARK DISTRICT, ILLINOIS

Legal Debt Margin - Last Ten Fiscal Years
April 30, 2026 (Unaudited)

	2017	2018	2019	2020
Legal Debt Limit	$ 82,835,834	84,675,537	83,401,209	97,312,211
Total Net Debt Applicable to Limit	3,573,015	2,611,175	7,470,000	7,463,685
Legal Debt Margin	79,262,819	82,064,362	75,931,209	89,848,526
Total Net Debt Applicable to the Limit as a Percentage of Debt Limit	4.31%	3.08%	8.96%	7.67%

Data Source: Audited Financial Statements

2021	2022	2023	2024	2025	2026
98,819,598	95,066,775	95,066,775	122,523,996	123,051,179	145,145,885
7,558,435	7,439,605	5,893,615	5,025,105	4,123,180	3,172,305
91,261,163	87,627,170	89,173,160	117,498,891	118,927,999	141,973,580
7.65%	7.83%	6.20%	4.10%	3.35%	2.19%

Legal Debt Margin Calculation for Fiscal Year 2026

Assessed Value	$ 2,902,917,696
Bonded Debt Limit - 5.00% of Assessed Value	145,145,885
Amount of Debt Applicable to Limit	3,172,305
Legal Debt Margin	141,973,580

DES PLAINES PARK DISTRICT, ILLINOIS

Demographic and Economic Statistics - Last Ten Fiscal Years
April 30, 2026 (Unaudited)

Fiscal Year	Population (1)	Median Income Family (1)	Per Capita Personal Income (1)	Total Personal Income	School Enrollment (2)	Unemployment Percentage (3)
2017	58,364	$ 56,871	$ 27,562	$ 1,608,628,568	8,437	4.10%
2018	58,364	56,871	27,562	1,608,628,568	8,239	3.10%
2019	58,364	56,871	27,562	1,608,628,568	8,242	3.30%
2020	58,364	56,871	27,562	1,608,628,568	8,090	18.00%
2021	58,364	56,871	27,562	1,608,628,568	8,020	7.10%
2022	60,675	73,639	37,220	2,258,323,500	7,766	4.30%
2023	60,675	73,639	37,220	2,258,323,500	7,766	4.30%
2024	60,675	73,639	37,220	2,258,323,500	7,766	3.70%
2025	60,675	73,639	37,220	2,258,323,500	7,766	5.00%
2026	N/A	N/A	N/A	N/A	N/A	4.60%

Data Sources:

(1) U.S. Bureau of the Census - 2010 Census estimates for 2017 to 2021.
(1) U.S. Bureau of the Census - 2020 Census estimates for 2022 to 2025.
(2) Data provided by school district administrative offices or via illinoisreportcard.com
(3) Bureau of Labor Statistics - Local Area Unemployment Statistics, Des Plaines, IL

N/A - Not available at the time of this report.

DES PLAINES PARK DISTRICT, ILLINOIS

Principal Employers - Current Fiscal Year and Nine Fiscal Years Ago
April 30, 2026 (Unaudited)

	2026			2016		
Employer	Employees	Rank	Percentage of Total District Employment	Employees	Rank	Percentage of Total Village Employment
Rivers Casino	1,500	1	4.10%	1,462	1	3.70%
UOP LLC	1,300	2	3.60%	1,500	2	3.80%
Oakton Community College	1,200	3	3.30%	990	3	2.50%
Kalavara Inc	1,000	4	2.70%	N/A	6	N/A
Sysco Food Services	729	5	2.00%	650	4	1.70%
Aculty Brands Lighting Inc (Juno Lighting Group)	701	6	1.90%	N/A	7	N/A
Family Behavoriol Health Clinic	650	7	1.80%	N/A	8	N/A
Ascension Holy Family	606	8	1.70%	N/A	9	N/A
Abbot Molecular Inc	500	9	1.40%	500	5	1.30%
Warehouse Direct	400	10	1.10%	N/A	10	N/A
Omnicare	400	11	1.10%	N/A	11	N/A
United Displaycraft	300	12	0.80%	N/A	12	N/A
	9,286		25.50%	5,102		13.00%

Data Source: City of Des Plaines Annual Comprehensive Financial Report Year Ended December 31, 2025.

N/A - Not Available

DES PLAINES PARK DISTRICT, ILLINOIS

Full-Time Equivalent District Employees by Function/Program - Last Ten Fiscal Years
April 30, 2026 (Unaudited)

Function/Program	2017	2018	2019
Executive Director's Office			
Executive Director	1	1	1
Deputy Director	—	—	1
Director for Business	—	—	—
Director of Parks & Planning	—	—	—
Director of Facilities & Recreation	—	—	—
Director of Administration & HR	—	—	—
Superintendent of Parks & Golf Operations	1	1	—
Superintendent of Parks & Planning	—	—	1
Superintendent of Business	1	1	1
Superintendent of Human Resources & Risk	—	—	—
Superintendent of Recreation	1	1	1
Superintendent of Revenue Facilities	—	—	—
Superintendent of Administration	—	—	—
Administrative Assistant	1	1	—
Marketing and Communications Manager	1	1	1
Operations Analyst	—	—	1
Total Executive Director's Office	6	6	7
Parks and Golf Department			
Assistant Superintendent	1	1	—
Manager of Golf & Facilities	1	1	1
Assistant Golf Supervisor	1	1	1
Revenue Facility Manager	—	—	—
Maintenance Supervisor	4	4	4
Maintenance Labor	14	14	14
Administrative Assistance	—	—	—
Custodians	3	3	3
Total Parks and Golf Department	24	24	23
Marketing Department			
Marketing and Communications Manager	—	—	—
Marketing Supervisor	—	—	—
Total Marketing Department	—	—	—
Administration & HR Department			
Superintendent of Administration	—	—	—
Human Resources Coordinator	—	—	—
Total Administration & HR Department	—	—	—
Business Department			
Business Manager	1	1	1
Information Technology Manager	1	1	1
IT Help Desk	—	—	—
Human Resources and Risk Manager	1	1	1
Human Resources Coordinator	—	—	—
Marketing and Communications Manager	—	—	—
Receptionist	1	1	1
Senior Accountant	—	—	—
Business Department Personnel	3	3	3
Total Business Department	7	7	7
Recreation and Facilities Department			
Assistant Superintendent of Recreation	1	1	1
Recreation Manager	1	1	1
Aquatics Manager	1	1	1
Marketing and Communications Manager	—	—	—
Recreation Supervisor	3	3	3
Special Events Coordinator	1	1	1
Athletics and Facilities Supervisor	—	—	1
Total Recreation and Facilities Department	7	7	8
Total Park District	44	44	45

Data Source: District Business Department

2020	2021	2022	2023	2024	2025	2026
1	1	1	1	1	1	1
1	1	1	1	1	—	—
—	—	1	1	1	1	1
—	—	—	—	—	—	1
—	—	—	—	—	—	1
—	—	—	—	—	—	1
—	—	—	—	—	—	—
1	1	1	1	1	—	—
1	1	—	—	—	—	—
—	—	1	1	1	1	—
1	1	1	1	1	1	1
—	1	1	1	1	1	1
—	—	—	1	1	1	—
—	—	—	—	—	—	—
1	1	—	—	—	—	—
1	1	—	—	—	—	—
7	8	8	9	8	6	7
—	—	—	—	—	—	—
1	—	—	—	1	1	1
1	1	1	1	—	—	—
—	—	—	1	1	1	1
4	4	4	4	5	5	5
13	14	18	19	19	17	17
—	—	—	—	—	1	1
3	3	2	2	2	2	2
22	22	25	27	28	27	27
—	—	—	1	1	1	1
—	—	—	—	1	1	1
—	—	—	1	2	2	2
—	—	—	1	1	1	1
—	1	1	1	1	1	1
—	1	1	2	2	2	2
1	—	—	—	—	—	—
1	1	1	1	1	1	1
—	—	1	1	1	1	1
1	1	—	—	—	—	—
—	1	1	1	1	1	—
—	—	—	—	—	—	—
1	1	1	1	1	1	1
—	—	—	1	1	1	1
3	3	3	3	3	3	3
7	7	7	8	8	8	7
1	1	1	2	2	2	2
1	2	2	1	1	1	—
1	1	1	1	1	1	1
1	—	1	—	—	—	—
2	2	2	2	2	2	5
—	—	1	1	—	—	1
1	1	1	1	2	3	
7	7	9	8	8	9	9
43	44	49	53	54	52	54

DES PLAINES PARK DISTRICT, ILLINOIS

Operating Indicators by Function/Program - Last Ten Fiscal Years
April 30, 2026 (Unaudited)

Function/Program	2017	2018	2019 *	2020	2021	2022	1905	1905	2025	2026
Unique Program Participants										
Resident Participants	6,596	5,012	4,973	4,452	2,846	4,503	4,893	5,300	5,315	5,307
Nonresident Participants	1,475	1,319	1,181	1,082	665	1,111	1,060	1,227	1,231	1,184
Total Program Attendance	8,071	6,331	6,154	5,534	3,511	5,614	5,953	6,527	6,546	6,491
Public Swim Attendance										
Mystic	67,149	59,409	66,771	66,567	—	56,155	55,043	53,836	54,124	45,790
Chippewa	18,058	14,932	14,917	15,506	11,200	17,109	19,162	17,438	17,223	10,122
Iroquois	13,757	4,946	7,060	7,189	6,477	5,489	4,487	N/A	N/A	N/A
Total Public Swim Attendance	98,964	79,287	88,748	89,262	17,677	78,753	78,692	71,274	71,347	55,912
Fitness Center Member Attendance by Location										
Prairie Lakes - Fitness Members (1)	39,022	35,346	37,164	43,800	20,964	26,400	24,423	27,760	22,369	28,360
Prairie Lakes - Prairie Pass members (2)	—	—	—	—	7,776	7,772	6,146	5,596	5,531	5,962
Administrative & Leisure Center	4,108	3,495	12,081	6,768	2,311	4,109	3,909	4,958	5,110	7,524
Total Fitness Center Attendance	43,130	38,841	49,245	50,568	31,051	38,281	34,478	38,314	33,010	41,846
Prairie Lakes Aquatic Center Attendance (3)	—	—	—	—	27,979	47,453	52,686	54,207	56,752	54,946
Prairie Lakes Aquatic Center Open Swim Attendance	—	—	—	—	—	8,085	11,806	7,503	10,963	11,065
Recreation Programs										
Offered	1,941	2,022	1,790	1,797	1,774	1,563	1,468	1,477	1,524	1,691
Held	1,587	1,674	1,546	1,431	942	1,295	1,294	1,345	1,360	1,492
Cancelled	354	348	244	366	832	268	174	132	164	199
Prairie Lakes - Fitness Members (1)	1,031	1,060	1,217	1,266	851	1,385	2,784	1,986	2,083	2,637
Prairie Lakes - Prairie Pass members (2)	—	—	—	—	318	558	884	698	768	937
Prairie Lakes - Aquatics Center members (4)	—	—	—	—	1,552	1,853	4,264	2,786	3,601	5,322
ALC Fitness Members	120	350	410	496	308	—	760	744	816	986

*Fitness center member attendance by location for all eligible types. The increase at Administrative & Leisure Center includes usage by Prairie Lakes fitness pass members.

Data Source: Various District Departments

(1) Prairie Lakes fitness members include fitness, walking track, and gym & courts memberships plus pickleball punch passes.

(2) Prairie Pass - new membership pass that combines fitness, gym & courts, walking track, and indoor pool.

(3) Prairie Lakes Aquatic Center attendance includes swim school members, punch passes, and aquatics-only pass members.

(4) Prairie Lakes Aquatic Center memberships include swim school and aquatics-only pass types.

N/A - Not Available

DES PLAINES PARK DISTRICT, ILLINOIS

Capital Asset Statistics by Function/Program - Last Ten Fiscal Years
April 30, 2026 (Unaudited)

See Following Page

DES PLAINES PARK DISTRICT, ILLINOIS

Capital Asset Statistics by Function/Program - Last Ten Fiscal Years
April 30, 2026 (Unaudited)

Function/Program	2017	2018	2019
Parks			
Number of Sites	57	57	57
Owned Acres	282.94	282.94	282.94
Cooperative Acres	106.00	106.00	106.00
Total Acres	388.94	388.94	388.94
Facilities			
Playgrounds	35	35	36
Swimming Pools - Outdoors	3	3	3
Swimming Pools - Indoors	—	—	—
Recreation Centers	2	2	2
Outdoor Skating Rinks	2	2	2
Racquetball Courts	2	2	2
9 Hole Golf Course	2	2	2
Driving Range	1	1	1
Miniature Golf	1	1	1
Skate Park	1	1	1
BMX Bike Park	1	1	1
Batting Cages	8	8	8
Fitness Centers	2	2	2
Soccer Fields	8	8	9
Baseball Fields	18	18	17
Outdoor Tennis Courts	16	16	14
Pickleball Courts	—	—	—
Picnic Areas	5	5	5
Jogging and Bike Trails	2	2	2
Outdoor Splash Pad	—	—	—

Data Source: Various District Departments

2020	2021	2022	2023	2024	2025	2026
57	57	58	58	58	58	58
283.11	283.11	286.61	286.61	286.61	286.61	286.61
106.00	106.00	106.00	106.00	106.00	106.00	106.00
389.11	389.11	392.61	392.61	392.61	392.61	392.61
36	36	36	36	36	36	36
3	3	3	3	3	3	3
—	1	1	1	1	1	1
2	2	2	2	3	3	3
2	2	2	4	4	4	4
2	2	2	2	2	2	2
2	2	2	2	2	2	2
1	1	1	1	1	1	1
1	1	1	1	1	1	1
1	1	1	1	1	1	1
1	1	1	1	1	1	1
8	8	8	8	8	8	8
2	2	2	2	2	2	2
9	9	9	9	9	9	9
17	17	17	17	17	17	17
10	10	10	10	10	10	10
6	6	6	8	8	8	8
6	6	6	6	6	6	6
2	2	2	5	5	5	5
—	—	—	1	1	1	1

Agenda Item 10

Correspondence

- *Self Help Closet and Pantry Thank You*
- *Pool Staff thank you from community*

Dear Don + Park Board,

Dear Supporter of the Self Help Closet & Pantry,

We wanted to reach out and thank you SO much for your support for our recent fundraiser, the *Masquerade Ball to Unmask Hunger.*

It was a huge success as we raised a huge amount of dollars for the Pantry. And a good time was had by all that attended!

It would not have happened without your generosity and belief in making this a most amazing community – helping everyone to thrive.

Des Plaines Art Guild
Go Green – Des Plaines
Self Help Closet & Pantry

Rhonda Popko

From: Christina Giovannelli-Caputo [redacted]
Sent: Friday, September 4, 2026 3:50 PM
To: Brian Panek <brian.panek@dpparks.org>; Erin Doerr <erin.doerr@dpparks.org>
Subject: [E] Staff Kudos - POOL

Dear Brian and Erin,

I want to recognize two outstanding members of your aquatics team who helped make this summer so memorable for our family. We had so much fun and wish time went a little slower!

Sophia gave us an incredible summer at Ardnt Park Pool. She provides exceptional customer service and creates such a positive experience for everyone who visits. She is wonderful with the children, supportive of the lifeguards, and consistent about upholding the pool rules. She leads with both accountability and integrity, and it is clear that she genuinely cares about the safety and experience of every guest. The Des Plaines Park District should be very proud to have such an exceptional pool manager on its team.

I would also like to recognize Owen at Chippewa Pool. He gave our family a wonderful Fourth of July pool experience, as he always does. Owen is consistently friendly, welcoming, and delightful, and he makes the pool so much fun for the children. He is a terrific manager and brings such warmth and positive energy to Chippewa Pool.

Please extend our sincere appreciation to both Sophia and Owen. Their leadership and dedication reflect so well on the Des Plaines Park District, and we are incredibly grateful for everything they did to make this summer so special! 🙂

Nick and Christina Caputo

From: Bryan Gildemeister [redacted]>
Sent: Tuesday, September 8, 2026 3:29 PM
To: Erin Doerr <Erin.Doerr@dpparks.org>
Subject: [E] Compliment

Hey Erin,
Nice catching up with you at Ardnt! Wanted to provide my compliments to the manager of Chippewa Pool, Owen. We frequent Chippewa often, walking distance, and Owen is a friendly and accommodating manager and one that cares about his guests experiences.

Owen produced great and friendly life guards and kept the grounds clean.

Owen was also accommodating to the Des Plaines softball pool party held at Chippewa!

Great kid and wanted you to know he did a fantastic job this summer!

Bryan
[redacted]

Agenda Item 11

Commissioner Comments

Agenda Item 12

Executive Session

- *Pursuant to the Open Meetings Act: 5 ILCS 120/2(c)(6) for the purposes of discussing the setting of a price for sale or lease of property owned by the Park District and pursuant to 5 ILCS 120/2(c)(1) for the purposes of discussing personnel matters.*

Agenda Item 13

Return to Open Session

Agenda Item 14

Adjournment