OUR MISSION

Enhancing our community by providing quality recreational opportunities, facilities, parks and open space

DES PLAINES PARK DISTRICT • REGULAR PARK BOARD MEETING

David L. Markworth Board Room • 2222 Birch Street, Des Plaines, IL

TUESDAY, APRIL 21, 2026

- **Regular Meeting 6:00 p.m.**

AGENDA

1. CALL TO ORDER and ROLL CALL
2. CHANGES TO THE AGENDA
3. PRESENTATIONS
   A. None
4. COMMENTS FROM THE COMMUNITY
5. APPROVAL OF THE CONSENT AGENDA
   A. **Regular Board Meeting Minutes – March 16, 2026**
   B. **Executive Session Meeting Minutes – None**
   C. **Special Meeting Minutes - None**
   D. **Voucher Bills:**

March 13, 2026	$ 82,292.39
March 27, 2026	$ 599,976.38

   E. **Payroll:**

March 06, 2026	$ 256,164.14
March 20, 2026	$ 252,369.29

6. M-NASR REPORT
7. MONTHLY REPORTS
   A. **Executive Director**
   B. **Director of Facilities & Recreation**
   C. **Director Parks & Planning**
   D. **Director of Business**
   E. **Director of Administration & HR**
8. UNFINISHED BUSINESS
   A. **Algonquin Bridge - Discussion Only**
9. NEW BUSINESS
   A. **Action Item 9 - A: Approval of Ordinance #26-03_FY26/27 Tentative Budget & Appropriation**
   B. **Action Item 9 – B: Approval of the Revisions for the Employee Manual**
   C. **Action Item 9 – C: Approval of the Revisions for the Safety Manual**
   D. **Action Item 9 – D: Approval of the Revisions for the Crisis Management Manual**
   E. **Action Item 9 – E: Approval of PLCC/PLAC Custodial Services Bid Award**
   F. **Action Item 9 – F: Approval of Exchange of Services Agreement between Mt Prospect Park District and Des Plaines Park District**
10. CORRESPONDENCE
11. COMMISSIONER COMMENTS
12. EXECUTIVE SESSION

    Pursuant to the Open Meetings Act: To consider matters related to Real Estate, Personnel, Litigation, the Setting of a Price for Lease of Property Owned by the Park District, Land Acquisition, Approval of Closed Session Minutes, Semi-Annual Review of Executive Session Minutes.
13. RETURN TO OPEN SESSION
14. ADJOURNMENT

Agenda Item 1

Call to Order & Roll Call

- *President Grady*
- *Vice President Doerr*
- *Treasurer Haas*
- *Commissioner Williams*
- *Commissioner Osinski*

Agenda Item 2

Changes to the Agenda

Agenda Item 3

Presentations

None

Agenda Item 4

Comments from the Community

3 minutes per speaker. Speaker should state full name and address.

Agenda Item 5

Approval of the Consent Agenda

- *Regular Board Meeting Minutes*
- *Executive Session Meeting Minutes (none)*
- *Special Meeting Minutes (none)*
- *Voucher Bills*
- *Payroll*

Agenda Item 5 – A,B,C,D,E

Action requested

DATE: April 21, 2026

TO: Board of Commissioners

FROM: Don Miletic, Executive Director

SUBJECT: **Approval of the Consent Agenda**

Dear Park Board of Commissioners,

The following items are listed for the consent agenda:

CONSENT AGENDA

A. REGULAR BOARD MEETING MINUTES – March 16, 2026
B. EXECUTIVE SESSION MEETING MINUTES – None
C. SPECIAL MEETING MINUTES –None

D. VOUCHER BILLS:

a. March 13, 2026 $ 82,292.39
b. March 27, 2026 $ 599,976.38

E. PAYROLL:

a. March 06, 2026 $ 256,165.14
b. March 20, 2026 $ 252,369.29

At this time, I ask the Park Board of Commissioners to make the following motion:

"I move that the Des Plaines Park District Board of Commissioners approve the Consent Agenda for March 16, 2026, as listed."

DES PLAINES PARK DISTRICT
REGULAR PARK BOARD MEETING MINUTES
MARCH 16, 2026

I. CALL TO ORDER/ROLL CALL

President James Grady called the Regular Meeting of the Des Plaines Park District Board of Commissioners to order at 6:00 pm. Commissioners answering present to the roll call in person were Commissioner Erin Doerr, Commissioner Eli Williams, Commissioner Jana Haas, Commissioner Alan Osinski and President James Grady.

Staff in attendance were Executive Director, Donald Miletic; Director of Facilities and Recreation, Brian Panek; Director of Administration & HR, Nicole Dale; Director of Parks & Planning, Aurelio Marquez, and Superintendent of Administration, Liz Vinakos.

Guests in attendance are included on the sign in sheet.

II. CHANGES TO THE AGENDA - NONE

III. PRESENTATIONS - NONE

IV. COMMENTS FROM THE COMMUNITY

- James Carl: Presented comment regarding meeting attendance, and submitted questions early to the Board. The Board provided responses.
- Susan Chavez: Discussed concerns regarding Commissioner benefits.

V. APPROVAL OF THE CONSENT AGENDA

A. REGULAR BOARD MEETING MINUTES – February 17, 2026
B. EXECUTIVE SESSION MEETING MINUTES – February 17, 2025
C. SPECIAL MEETING MINUTES – None
D. VOUCHER BILLS:

February 13, 2026	$ 476,093.41
February 27, 2026	$ 477,308.50

E. PAYROLL:

February 06, 2026	$ 252,313.23
February 06, 2026	$ 237,929.70

Motion by Commissioner Osinski to approve the Consent Agenda for March 16, 2026 as listed.
Second by Commissioner Doerr

Discussion: NONE

Roll call: Commissioner Haas, Aye; Doerr, Aye; Grady, Aye; Williams, Aye; Osinski, Aye
Ayes: 5, Nays: 0, Absent: 0
Motion Carried: 5-0-0

VI. M-NASR REPORT: None

VII. MONTHY REPORTS

A. Executive Director: Executive Director Miletic discussed that the Prairie Lakes grand opening received a huge turnout and was a success. Stated staff did a wonderful job to offer a modernized, safer facility. Mentioned that dog park was wet due to the weather and we are sectioning out areas for seeding and maintenance. Stated looking to go for another OSLAD grant. We recently received so much money in a small timeframe for grants, and now we are able to apply again.

Discussion: Commissioners and staff discussed maintaining the Dog Park. Also the opening of the fitness center.

B. Facilities and Recreation: Director Panek discussed the grand opening as well, the Matrix bikes being sent out for repairs early in the week, completion of the fitness stretching area, personal training orientations being spearheaded by Jenny (fitness supervisor) all sessions were filled, stated received a lot of responses for the fitness center renovation, mentioned upcoming events including Royal Ball, Floating Egg Hunt (sold out), Family Egg hunt, Fairy Fest, and Glow yoga.

Discussion: Commissioners and staff discussed Earth day, job fairs, and treadmills.

C. Director of Parks and Planning: Director Marquez mentioned that the punch list for the fitness center is being finished, has been following up ComEd for reducing energy consumption through adjustments, staff have been going to OSHA-10 hour and CPO training, and department is pressure testing pipes this week. Mentioned using Easy Archive to digitize all site plans.

Discussion: Commissioners and staff discussed the whirlpool and Easy Archive.

D. **Business Department**: Director Curtis was not in attendance, however Executive Director Miletic discussed preparations for summer, IT is busy with Teeup, District is in a healthy financial position, debt will be zero on December 1, 2027 and has the ability to work on large projects. This is not the norm for many park districts to be in such a great financial position. Staff are working hard to make it happen.

E. Director of Administration & HR: Director Dale discussed hosting the IMRF semiannual meeting with staff, open enrollment, welcomed new employee Lester as HR Coordinator, working on training for supervisors, interviewing for Mechanic I, Facility Maintenance I and accounting positions. Scholarships are being heavily utilized, there is some money still available.

Discussion:. Commissioners and staff discussed the recruiting process and returning staff for the summer.

D.1 FINANCIAL REPORTS:

Commissioner Haas moved to approve the Financial Reports for March 16th 2026, as presented, and place a copy on file for audit.

Seconded by: Commissioner Williams
Discussion: None

Roll call: Commissioner Haas, Aye; Osinski, Aye; Doerr, Aye; Grady, Aye; Williams, Aye.
Ayes: 5, Nays: 0, Absent: 0
Motion Carried: 5-0-0

VIII. UNFINISHED BUSINESS:

A. Algonquin Road Bridge – Discussion Only- No update
Discussion: NONE

IX. NEW BUSINESS: None

X. COORESPONDENCE

Discussion: Association of Horizon – Thank you.

XI. COMMISSIONER COMMENTS:
President Grady opened Commissioner Comments.

Commissioner Osinski: Discussed how the District not having to pass a referendum shows a strong financial outlook. Offered a shout out to Nicole on her promotion, and working on many important items of the park district.

Commissioner Williams: Stated Prairie Lakes is looking great and the Des Plaines Chamber has restaurant week from March 27th – April 5. Clarified email comments.

Commissioner Haas:. Hopes the Liponi event did well, seems like many participated in raising the paddle. Discussed a comment she received regarding Prairie Lakes, loved having vendors at the grand opening.

Commissioner Doerr: Commented about the fitness center and that it is a huge achievement. Saw theater productions lined up, received comments on the dog park. Saturday at Prairie Lakes there is a fundraiser for the GenCenter, previously Frisbee, shows how we work together as a community. Encouraged everyone to vote, glad out facilities are warm and welcoming.

President Grady: Stated Liponi raised so much money and had success. Saturday was a lot of fun, fitness center saw many people. Looking forward to a safe spring.

XII. EXECUTIVE SESSION: None

XIII. CLOSE AND RETURN TO OPEN SESSION: None

XIV. ADJOURNMENT

Commissioner Doerr made a motion to adjourn the Park Board Meeting at 6:38 pm

Seconded by Commissioner Haas
All in Favor, Opposed
Ayes: 5, Nays: 0, Absent:0
Motion Carried: 5-0-0

APPROVED

President Secretary

AGENDA ITEM 5 – D, E

DATE: April 21, 2026

TO: Board of Commissioners

FROM: Annette Curtis, Director of Business

SUBJECT: **Voucher & Payroll Expenditures**

Dear Park Board of Commissioners,

Since the last Des Plaines Park District Board Meeting the following disbursements have been issued:

D. VOUCHER BILLS:

a.	March 13, 2026	$	82,292.39
b.	March 27, 2026	$	599,976.38

E. PAYROLL:

c.	March 06, 2026	$	256,165.14
d.	March 20, 2026	$	252,369.29

Agenda Item 6

M-NASR Report

- *None*

Agenda Item 7

Monthly Reports

- *Executive Director*
- *Director of Facilities & Recreation*
- *Director of Parks & Planning*
- *Director of Business*
    - *Financials*
- *Director of Administration & HR*

DES PLAINES PARK DISTRICT
EXECUTIVE DIRECTOR REPORT
APRIL 21, 2026

Don Miletic, Executive Director

- **Distinguished Agency** – We went through a review of all our policies and procedures with a committee made up of Executive Directors and Commissioners from other park districts. This process requires a great deal of attention to many areas of what we do. There are roughly 55 out of 352 park districts in the state that are accredited as Distinguished Agency, so we are happy to have accomplished this again. It has been my fourth time through this process, for many staff, their first. A big thank you to Liz for updating our portal and for Nicki pitching in. April started the process, and each department head Annette Curtis, Aurelio, Brian, and Joe made sure their sections were maintained.
- **Prairie Lakes –** I continue to check in on the space at PLCC and very pleased to see and hear all the positive comments from our new fitness center and our entire facility. We continue to make sure we are providing the best space to make our community fit. The staff are engaging to our customers with this new layout and we are maintaining a very clean environment. As any project, we did experience some challenges with the construction workers, but the end product is gorgeous.
- **Marketing** – Staff are doing a great job with social media and the push to use our Park District App is once again a priority for information. Email blasts along with word of mouth gets our message across.
- **Blackhawk Dog Park –** A large section of the large dog area is undergoing maintenance. We hope to have open in the next month or so. A schnauzer club is hosting an event or get together in the coming months. It is nice to see that our Dog Park is so well received. Having a free dog park while many districts around us charge is beneficial. It is a great social environment for dogs and their owners.
- **Summer Operations –** April and May are some of our busiest months, as we prepare for summer. The parks are being maintenance and grass is growing fast. The pools are starting to get pressure tested to ensure we can open on time. Hirings and trainings of staff are very important for us to be successful.
- **Special Events –** The Earth Day event will take place on April 25th. We will be utilizing the ALC greenhouse and the nature areas around the building to have a great functional space for this event.
- **Budgets –** I have reviewed with Annette the budget and have made some adjustments. We have a long list of projects that we put in for but complete the ones that make the most sense in the current year, and pass on the others to the next fiscal year. The tax levy was the lowest in the area for special districts, with a 1% increase in the levy. This is because of sound fiscal planning and not wasting tax dollars. Reminder, four of our funds run like businesses and do not get tax dollars, known as Enterprise Funds. The one challenge we will have is with Mystic as it is 30+ years and will need major repairs soon to extend its useful life.
- **Grants –** We signed a proposal with JSD help us with the OSLAD Grant for West Park. They worked with us on the Lake Park playground and splash pad project. At West Park there are plans for an all-inclusive playground and updates to the fieldhouse.
- **Commissioner Participation Survey –** The Journal and Topics has been reporting false information in recent articles about commissioner participation in programs and facilities in park districts. This incorrect reporting has been stirring up deliberate controversy across the community. Survey is attached with correct information.
- **FOIA Requests –** We continue to receive similar FOIA requests from Susan Chavez and Todd Wessell and from a School District 62 Board Member. We do not have full-time designated FOIA staff, currently it is Nicki but she has a lot of other things going on. We may need to hire a full-time employee down the road to focus in this area, the city went from one to three full-time staff. The legal costs and the time costs are not cheap. There are changes proposed to FOIA coming down the way from legislators as many agencies are doing their best with limited staff.
- **Misc. –** Attended staff meetings, individual department meetings, Executive Director Meetings, GENCenter, capital meetings, and general improvement initiatives from staff.

District	Benefits	Spouse/Children Eligible
Arlington Heights Park District	They are treated like FT staff and receive free memberships and free programming (unless there are direct costs to the district). Their dependents also receive the benefits as well.	Yes
Buffalo Grove Park District	Same as full-time employees. Pretty much all programs and facilities for free.	Yes
Calumet Memorial Park District	Free facility rentals.	
Cary Park District	Free passes to aquatic center, fitness center, and dog park for commissioner, spouse, civil union partner, and dependent children. No cost or discounts on programs. Does not include team registrations. No cost facility rentals. Logo apparel selection annually.	Yes
Des Plaines Park District	Free Facility Use, Free programs (with exceptions), discounts on contractual, rentals	Yes
Elk Grove Park Distirct	Same benefits as FT staff + 10 free admissions to each facility to distribute as they see fit.	Yes
Fox Valley Special Recreation Association	% discount of program fees based on expenses.	Yes
Frankfort Park District	Free programs, pay the cost only for contractual programs/trips/events.	No
Glencoe Park District	Same as full time employee as long as it does not displace a patron and they sign up 1 day before the program starts.	Yes
Grayslake Community Park District	Same/similar benefits to FT EE's too.	
Mt. Prospect Park District	Same privileges that full-time staff receive.	Yes
Mundelein Park & Recreation District	Free fitness, pool and/or beach, boat launch, 2 rounds of golf (weekly, non-prime time) + 20 guest passes, discounts on proshop/clubhouse purchases, Free & discounted programs.	Yes
Palatine Park District	Waived recreation programming fees offered by Park District for Commissioner and immediate members of household. Season passes for immediate members of the Commissioner's household for all pools and fitness center. Board/staff discount levels for services at golf course. Annual park district apparel order. Attendance at local organizations and affiliate functions	Yes
Park District of Park Ridge	Same as Employees as long as it does not displace a resident	No
Prospect Heights	Same benefits as FT staff for facility/program usage.	Yes
Warrenville Park District	Commissioners receive free use of FitnessNOW, can enroll in programs at no cost (programs that the District incurs a direct additional cost, will need to be reimbursed for the cost. Board Members participating in programs at no charge are required to submit a monthly report to the Executive Director. Park owned equipment, except that was authorized shall not be used away from Park property.	No
Wheeling Park District	Commissioners of the District and their immediate family members receive the benefits described below. Recreation Programs: Registration to programs after resident deadline: 50% discount on resident rates for Commissioner and immediate family (as defined by the Agency). No discount is allowed prior to open registration. No discount is allowed on contractual programs, private lessons, day camp, preschool, group exercise, trips, personal trainers, and special or charitable events. Commissioner will be charged resident rate. Family Aquatic Center/Indoor Pool memberships for Commissioner and Immediate Family (as defined by the Agency). Pool membership void for Commissioner and immediate family upon termination. Facility rental**:** 20% discount on resident rate. Commissioner must be an official with the District on the date of the rental to receive the discount. Fitness Center - Family Fitness Membership for Commissioner and Immediate Family as defined by the Agency. Membership void upon termination. Golf Benefits: Current Commissioners will receive one (1) round of golf with cart per calendar week during season at no charge. These rounds are non-transferable and will not carryover to future weeks. These rounds will be arranged through the Golf Operations Manager. Free golf will be limited to the hours of Monday – Thursday: anytime; Friday through Sunday and Holidays: after 12 noon. Park District photo ID card must be presented.	Yes
Winnetka Park District	None	No

DES PLAINES PARK DISTRICT
REVENUE FACILITIES AND RECREATION REPORT
APRIL 21, 2026

Brian Panek, Director of Revenue Facilities and Recreation

Revenue Facilities

- Continue to meet on TEEUP project at the Golf Center. Updating App, testing system, reviewing interfaces, and updating reservation system. Planning on Summer rollout.
- Updated furniture in Lake Park Clubhouse. Customers have been very happy with the update.
- Dylan and staff hosted our 1st ever glow yoga event at Lakeview Center on 3/27 with 65 participants. The event was a huge success thanks to staff and Maureen, our yoga instructor. We will be looking at offering more of these in the future at the request of participants.
- Both Lake Park Golf Course and Marina and Mountain View adventure Center opened the last weekend in March.
- Met with Nilco on 2026 expectations and scheduling. We will be closing the grass tees once a week for maintenance and rest.

Aquatic Facilities

- Met with Annie and Brian Johnson in regards to swim lessons and swim team needs this summer.
- Ordered concession supplies for Mystic.
- Annie was able to open up another 12 spots weekly for swim lessons.
- Reviewing options on simplifying swim lesson registration for our customers.
- IDPH licenses were submitted and have already been received back for the 2026 season.

Recreation

- 4 new treadmills have been installed at Prairie Lakes Fitness Center.
- Performance studio at Prairie Lakes is now open for use.
- We had the bid opening for the Custodial Contract for Prairie Lakes Community Center. We received 7 bids.
- The Easter Egg Hunt was brought back this year with 230 participants. This was added on to our sold out Floating Easter Egg Hunt at our indoor pool.
- Staff are working on facility cleanliness on a daily basis.
- Staff have done a great job increasing soccer participation to 322 participants this spring. A 11% increase from Spring 2025.

Other Updates

- Finalized Fall Fest Entertainment lineup.
- Posted job opportunities at the Des Plaines Library.
- Many of our newer supervisors attended IPRA's Supervisor Symposium.
- Attended multiple meetings including Admin meetings, Aquatics staff meeting, Tee UP upgrades, Recreation/Facilities admin meeting, Revenue Department staff meeting, Recreation Department staff meeting, Fall Fest Planning meeting, Green Committee meeting, Mayor's Annual Address to Business and Chamber Board meeting.

Upcoming Events

- 4/25 Earth Day at ALC from 11am-2pm
- 5/8 Volunteer Recognition Party @ Mountain View Adventure Center from 5-8pm
- 5/9 Fishing Derby @ Mountain View Adventure Center from 10:30am-Noon
- 5/9 Des Plaines Garden Club Annual Plant and Garden Flea Market at GEN-Center from 8:30am-Noon
- 5/16 Pickle Palooza at Chippewa Park @ 9am
- 5/25 Memorial Day @ Lake Park Memorial Pavilion @11am
- 5/30 Kiwanis Cup @ Lake Park from 8-9:30am
- 5/30 Family Day @ Lake Park from 9am-Noon
- 5/31 Des Plaines Community Concert Band @ Prairie Lakes Theater for 3-5pm

Annie Milschewski, Aquatics Supervisor

- Added 12 New Spots to Enroll for Swim Lessons
- Planned for and hosted our Floating Easter Egg Hunt!
- Events at Prairie Lakes Aquatic Center: Swim Meet and Lifeguard Recertification Course
- Looked into if RecTrac could help make registrations easier for Swim Lessons
- March rentals at Prairie Lakes Aquatic Center: Scuba, MNASR, Mongolian Talent Academy, and Alligator Aquatics.
- Planned for and attended Job fair at Maine East and West
- Reviewing applications, Interviewing and Hiring for Summer Positions

Swim School -- Year-over- Year Comparison

Membership Type	March 2025	March 2026
EFT	474	530
Punch Pass	18	73
Total Swim School	492	603

Membership Snapshot- Year-over- Year Comparison

Membership Type	March 2025	March 2026
PLAC (Aquatic Only)	1134	1170
Prairie Pass (All Access)	628	723
Total Aquatic Members	1762	1893

Joseph Weber, Superintendent of Revenue Facilities

Revenue Department Operations

- Continue budget change discussion with Annette and staff.
- Review Facilities and Program submittals for Summer Spectrum.

Golf Center Tee Up

- Continue to review Golf Center App and meet with AVDevs on development.
- Met with Peter and Max on customer impact and balance transfers planning when transitioning from the old to the new system.

Golf Center Facility

- Golf Course had play on 8 partial days in March. A focus on preseason maintenance and weather related closures have been considered for better in season conditions.
- Aeration of all tee boxes, short game and large fairways through the course were completed by DPPD Landscape.
- Overseeded and compost was applied to Tee Boxes by Nilco.
- Mulch around trees on course by Nilco and entryway mulch by DPPD was completed.
- Coordinated irrigation pump start up with Liebold Pump division and Toro scheduling satellites with Liebold Service.
- Coordinated irrigation on grass tees and drainage repairs near course entrance with GB Sprinkler.
- Reviewed netting option for down nets.
- Development of the Golf Center All Night event on Friday July 24-25 continues.
- Coordinated dead tree removal from the golf course.

Lake Park Lakeview Center, Marina, & Clubhouse

- Great job by Yoga instructor Maureen and all of Dylan's staff at Lakeview for a successful Glow Yoga event held in the Shoreline Room for 65 participants on 3/27.
- Hosted Family Easter Egg Hunt and provided tours of the shoreline room 4/3.
- New rescue boat startup and safety training with Dylan.

- Patio door handle and hardware replacement at Foxtail was coordinated.
- Prepared Clubhouse cleaning and furniture.

Mountain View Adventure Center

- Reviewed maintenance needs inside the MVAC Mini Golf Course with Alec, Mike, Patrick, and Dylan.
- Dylan opened Mini Golf, batting cages, and skate park on 3/28.

Prairie Lakes

- Attended grand opening of Fitness Center and gave tours.
- Coordinated a schedule for the Prairie Lakes front entrance plantings.
- Monitored conditions of fields while Alec and Mike placed soccer goals and painted games lines.

Kiwanis Club

- Won the Self-Help Food Fight Challenge by over 12,000lbs.
- Was honored at the mayor's breakfast as top service club of the year.
- Planning for the appointment of officers and directors is underway.

Attended: Nilco Course Maintenance meeting onsite daily, Revenue Facilities meeting 3/3, Family Egg Hunt meeting 3/20, Recreation and Revenue Meeting 3/24, ERC Events Committee 4/1, Kiwanis Bi-Weekly, TeeUp meeting weekly, Admin meetings weekly, Building Services with Marcin weekly.

Dylan Kuffell, Revenue Facilities Manager

- Interviewed and hired Mountain View and Lake Park staff.
- Hosted Glow Yoga in the Shoreline Room on March 27th. We had 65 participants and received some great feedback. Shelly took some great photos for social media as well.
- Stocked mini golf supplies including golf balls, putters, scorecards etc.
- Lake Park and Mountain View opened for the season on March 28th.
- Trained new front desk staff at Lake Park and Mountain View.
- Booked Mountain View Group Reservations and Lake Park Golf Course Outings.
- Cleaned up and helped prepare Prairie Lakes for the Fitness Center Grand Opening.
- Had the Lake fountain installed by Tigris.
- Scheduled Port-A-Potty's to be delivered to Lake Park North and South locations as well as Golf Center golf course location.
- Ordered concessions, Pepsi, and beer to stock up Lake Park and Mountain View for opening weekend.
- Ordered boating supplies for paddle boating such as rope and life vests. Broke in the new rescue boat motor with Joe.
- Our second winter session for yoga had 101 total participants. Our newest addition, Children's Yoga, saw participants from the first winter session register again which is great to see. Along with several drop ins for Children's Yoga.
- Upcoming Shoreline Room rental list:

Date	Event Type
Saturday, April 11	1st B-Day Party
Sunday, April 12	Birthday Party
Thursday April 16	Retirement Party
Saturday, April 18	Elmhurst University Formal
Saturday, May 2	Family Party
Thursday, May 21	DPPD Staff Training
Friday, May 22	Wedding Reception
Saturday, May 23	Graduation Party

Thursday, May 28	DPPD Staff Training
Saturday, May 30	Retirement Party
Sunday, May 31	Graduation Party

Alec Logan, Landscape Maintenance Supervisor

Lake Park

- Paddle boat maintenance completed
- Boat ramp attached
- Paddle boats, kayaks, and patrol boats are ready to go for the season
- Power boat engine break-in completed
- Clubhouse cleaned and prepared to open for the season
- Volleyball nets installed
- Mulch March Mania underway
- Camp room storage cleaned and organized
- Trees trimmed at Lake Park around Bandshell
- Perennial Bed spring cleaning
- Garage cleaned and organized

Prairie Lake Park

- Applied granular gypsum to fields to help achieve better drainage.
- Perennial plantings ordered
- Summer annuals ordered
- Butterfly garden plantings ordered
- Mulch March Mania underway
- MVAC spring landscaping projects.
- Soccer fields goals positioned and staked down
- Soccer field lines drawn according to specs

Other

- Transition Work Program (TWP) Helped with cleaning paddle boats and spring cleaning of landscape perennials as well as cleaning buildings.
- Opened doors at Clubhouse and Arndt park for elections
- Steve Krotz completed General Standards Pesticide Education and Testing
- Michael Keane Completed General Standards and Turfgrass Pesticide Education and Testing
- Attended Fork Lift Training and Completed Test (Alec, Michael)

Max Henley, Golf and Facility Supervisor: Golf Center

- Working on TeeUp with IT
    - Testing hitting kiosks, mobile app, and confirming front desk app information
- Working with Joe and NILCO on Golf Course maintenance
    - Working with Joe on a Spring plan
    - Ordering Course Supplies for 2026 Season
- Held March Special Promotion
    - Increase in $30, $50 and $100 range card bonuses
        - $30 sales increase by 325%
        - $50 sales increase by 59%
        - $100 sales increase by 104%
- Opened the Course and Short Game Areas
- Hosting Maine East Vocational Group on Thursdays through April
- Recruiting for Spring seasonal positions at the Golf Center
- Attended Maine Township High School Job Fairs
    - Maine South – 3/4

    - Maine East – 3/11
    - Maine West – 3/18
- Scheduled staff for rental building open and closings
- Created Social Media Posts
    - March Special Starting (3/3)
    - Course Open (3/9)
    - The Players Championship (3/9-3/15)
    - St. Patrick's Day/March Special (help from Shelly – 3/17)
    - Course Conditions (3/19)
    - March Special Reminder (3/24)
    - Course Prep/Opening (3/25)
- Attended Revenue Facilities Meetings

	2025	2026	Change
Range Balls Hit (Automated Tees)	1,723,102	1,345,779	-377,323
Course Rounds	945	523	-422

April Lohr, Superintendent of Recreation and Marketing

Administrative

- All Recreation Administrative Policies have been updated in preparation for Distinguished Agency Accreditation.
- Supporting documentation—including survey analysis, meeting agendas, and sign-in records—was compiled and provided to support accreditation requirements.
- A full Distinguished Agency walkthrough was conducted with Prairie Lakes Community Center (PLCC) staff to ensure readiness for the April 14 site visit.
- Revised the ALC Custodial Checklist for more accurate time allocation and attention to detail.
- Assisted in creating the fitness floor/locker room Daily Cleaning Checklist.
- PLCC Custodial services Bid walk-through happened on March 27??? Bid opening will be on April 7, at 10 am.

Prairie Lakes Community Center (PLCC) – Fitness Expansion

- The Prairie Lakes Fitness Grand Opening was highly successful, with strong community engagement and continued membership growth. Promotional efforts will continue through the Spring and Fall seasons to sustain momentum.
- Final construction punch-list items remain in progress, including repairs to Schluter tile trim in both locker rooms and facility-wide paint touch-ups.
- Staff are evaluating lobby entrance functionality and aesthetics, including benchmarking visits to Arlington Heights Park District and Northbrook Park District to inform potential enhancements.

Recreation Software Search

- Xplor Recreation conducted an on-site demonstration on April 6.
- Staff will continue evaluating platforms to identify the best long-term solution for operational efficiency and user experience.

Program Planning and Department Oversight

Spectrum and Playbook

- Summer program data entry has been completed, and the proofing process is underway.
- Fall program planning has begun.
- Marketing has collaborated with Recreation and Revenue teams to develop seasonal promotional strategies.

Preschool and Camps

- Demand for nature-based preschool programming continues to grow, with targeted promotion aligned with upcoming Earth Day events.
- Summer camp enrollment for 2026 is pacing consistently with the same period last year.

Dance

- Current enrollment includes 202 participants across 40 classes.
- A new program offering, Glitter Pop (K-Pop dance), launched April 7 to expand youth programming options.

Special Events

- The inaugural Easter Egg Hunt at Lakeview Center welcomed 230 participants, with the youngest age group reaching capacity. The event also generated increased visibility through facility tours.
- Earth Day programming will be hosted at the Administrative and Leisure Center (ALC) for the first time, utilizing both the greenhouse and gymnasium spaces.
- Planning continues for the June 20 Leashes & Lattes event at Blackhawk Dog Park. Five vendors are confirmed, with additional outreach ongoing.

Fitness

- Membership activity remains strong with new memberships and renewals every day.
- Average daily attendance is 213, with a peak of 332 recorded on March 23.
- Survey feedback (110 responses) was largely positive. Key insights have been identified and are being incorporated into an action plan to guide future enhancements.

Athletics

- Soccer started with a very rainy opening week, with a 10% increase in registration. Fields were prepared and painted out.
- Flag Football is receiving renewed interest with positive early registration numbers due to targeted marketing.

Des Plaines Friends of the Parks

- The group met on April 1 and have begun planning for October 3 Glow Golf fundraiser.
- Registration materials are being updated to reflect the revised 2026 pricing increases for participation and sponsorships.
- To date, $28,000 in FOTP scholarships has been awarded to support community access to programs.

Meetings Attended

- PLCC Grand Opening Planning
- Recreation Staff Meeting
- Recreation and Revenue Leadership Meeting
- Fitness Digital Marketing Website and Promotional Meeting
- Easter Egg Hunt Planning
- Weekly Administrative Meetings
- Monthly Friends of the Parks Meeting

Bonnie Cichanski, Marketing and Communications Manager

Strategic Marketing & Publications

- Initiated production of the 2026 Summer Spectrum (82 pages) and Playbook (8 pages), continuing the District's annual planning and marketing cycle.
- Continued multi-channel promotion of the 2026 Spring Spectrum through e-blasts, paid social boosts, print signage, and Daily Herald advertising to maximize seasonal program awareness.
- Led ongoing website, electronic sign, district signage, and branded materials updates to ensure consistent and timely messaging across all platforms.

Digital & Email Marketing Performance

- Distributed the March District e-blast on March 24 to 14,070 subscribers, featuring key spring programs and events; achieved a 40% open rate, exceeding industry benchmarks.
- Executed a dedicated Prairie Lakes Fitness Grand Opening e-blast on March 10 to 15,121 recipients, generating a 41% open rate and supporting strong event attendance.
- Actively monitored social media channels and online coverage to support program visibility, including targeted monitoring of dance program engagement.

Prairie Lakes Fitness Grand Opening Support

- Finalized Prairie Lakes Fitness marketing collateral and managed all promotional components, giveaways, and raffle prize selection.

- Supported on-site event execution and post-event follow-up, ensuring prize fulfillment and a seamless participant experience.
- Elevated pre-event marketing efforts, contributing to a highly attended and successful grand opening.

Advertising, Media Relations & Public Affairs

- Maintained a strong advertising partnership with The Daily Herald, coordinating press releases and paid advertisements.
- Issued press releases for Earth Day programming and the Royal Ball recap, reinforcing District visibility and community engagement.
- Attended professional development sessions through IPRA (ADA Seminar) and CivicPlus to support best practices in communications and accessibility.

Branding, Collateral & Sponsorships

- Managed design and production of marketing materials for Golf, Mountain View, Golf Center, and Lakeview Center, including banners, signage, brochures, and advertisements.
- Ordered District promotional giveaways and provided raffle baskets and passes for multiple events and partner initiatives.
- Began redesign of the District Sponsorship Brochure to strengthen community partnerships and revenue opportunities.

Community Engagement & Events

- Supported and volunteered at the 1st Annual Egg Hunt, managing raffle baskets and District pass engagement; received positive feedback from attending families.
- Provided marketing and promotional support for additional events including Prairie Lakes Fitness, Science & Arts Academy Spring Auction, and Creative Corners Open House.

Leadership & Collaboration

- Serve as Wellness Team Lead, coordinating ongoing initiatives including monthly staff communications and a wellness-focused book club.
- Actively participate in bi-weekly marketing meetings, PR Council of Des Plaines meetings, and cross-departmental fitness meetings.

Shelly Holmes, Marketing Supervisor

Social Media Performance

Instagram

- Followers: 4,198 (+1.5%)
- Page Views: 55.2K (–27.8%) | Reach: 9.9K (–58.7%)
- Interactions: 912 (–42.5%) | Link Clicks: 246 (–50%)
- Profile Visits: 922 (–31.2%) | New Follows: 91 (–33.1%)
- Top Content:
    - Most Viewed: *PLF Grand Opening* (4.2K views)
    - Most Liked: *Staff Spotlight – Mike Tutland* (104 likes)

Facebook

- Followers: 9,309 (+1%)
- Page Views: 977.8K (+177.9%) | Monthly Viewers: 124.6K (+95.7%)
- Interactions: 2.3K (+42%) | Link Clicks: 2.3K (+90.4%)
- Page Visits: 4K (+5.2%) | New Follows: 139 (+172.5%)
- Top Organic Content: *Royal Ball Photo Album* (19.2K views, 142 likes)

Paid Facebook Advertising

- Reach: 326.5K views | Viewers: 48.7K
- Link Clicks: 1.5K
- Total Spend: $376.12

Creative & Content Production

Graphic Design
- Social media graphics
- Spring event and hallway posters
- Fishing Derby yard signs
- PLF Grand Opening signage and materials
- Pool signage
- *Herald* Egg Hunt ad
- *Leashes and Lattes* sponsorship form

Social Media Management
- Regular promotion of Park District programs and events
- Total Posts: 40

Photography
- Youth Pickleball & Basketball Leagues
- Prairie Lakes Fitness Grand Opening
- Glow Yoga Event
- DPDA Instructor and individual staff headshots
- Archiving and uploads to SmugMug and internal drives

Video Production
- Staff Spotlights (Jenny Fairman, Mike Tutland)
- Behind the Scenes of PLAC
- Spill Safety Training video

Digital Communications & Coordination

PLCC Lobby TV Screens
- PLF Grand Opening
- Spring Youth Soccer
- DanceTok
- Youth Football
- Glitter Pop & Dance Lab

Meetings & Collaboration
- PLF Grand Opening planning
- Marketing Team meetings
- Fitness advertising strategy meeting

Website Updates
- Spring programs and events
- DPDA instructor bio photos

Tyler Fuchs, Assistant Superintendent of Recreation

Fitness and Staffing
- The Grand Opening of the fitness center on March 14, 2026, generated strong community interest, and early usage trends indicate a positive reception.
- Initial survey feedback for both the fitness center and fitness studio has been overwhelmingly positive, reinforcing alignment with member expectations and investment priorities.
- The Performance Studio has been successfully opened for member use, supporting personal training and expanded fitness programming opportunities.
- Fitness locker rooms became fully operational following the February soft opening, completing the core fitness experience.
- Staff are actively transitioning gym and court-only members into fitness memberships, with the long-term goal of eliminating that standalone option. Punch pass options will remain available for open gym activities (basketball, pickleball, volleyball).
- Front desk staffing interviews are underway to support increased facility usage and service expectations.

Programs & Operations
- The Prairie Lakes Theater hosted multiple performances, including Willows Academy, Northridge Prep, and the Community Concert Band.

- Marketing efforts are ramping up for summer and fall programming, including fitness promotions, student summer passes, and seasonal advertising campaigns.

Athletics

- Soccer participation increased by approximately 50 participants from Fall 2025 and 35 from Spring 2025.
- Basketball season concluded with an increase of 66 participants over the previous season.
    - Met with the new Jr. Warriors Football and Cheer leadership, who expressed strong enthusiasm for future collaboration.
    - Baseball, softball, and soccer field preparations are underway, with schedules being coordinated with the Parks Department.

Inclusion & Marketing

- Attended the MNASR committee meeting to prepare for the upcoming summer inclusion season.
- Working with April, Chris, and Candice to create our inclusion plan to support our community for camps.

Operations & Contracts

- A pre-bid meeting for the custodial contract was held at Prairie Lakes with 13 vendors in attendance. Bids are due April 7, 2026, with contract award anticipated April 22, 2026.

Category	**Mar 2025**	**Mar 2026**	**Change**	**% Change**
PLAC (Aquatic Only)	1,317	1,249	-68	-5.2%
PLCC (Fitness, Gym, Track)	1,771	1,911	+140	+7.9%
Prairie Pass (All Access)	623	750	+127	+20.4%
ALC (Health Club)	60	50	-10	-16.7%
Total Members	**3,771**	**3,960**	**+189**	**+5.0%**

Analysis

- Total membership increased 5.0% year-over-year, reflecting strong post–Grand Opening momentum.
- Growth is driven by Prairie Pass (+20.4%) and PLCC fitness (+7.9%), indicating a clear shift toward all-access memberships.
- Declines in ALC (-16.7%) and slight decreases in aquatic (-5.2%) suggest members are consolidating into higher-value fitness offerings.
- Membership trends confirm a successful transition toward all-access memberships, with continued growth expected.

Jennifer Boys, Assistant Superintendent of Recreation

Cultural Arts Programming

- Ongoing support is being provided to Natalie Sanchez as she transitions into her role, with a focus on program development and operational readiness.
- Preparations are underway for the annual dance recital and upcoming dance camps.
- Spring music lesson sessions have been scheduled, with new participant enrollment and post-session surveys implemented to inform program improvements.
- Operational enhancements at Prairie Lakes Theater include reorganization of costume and prop storage to improve efficiency and accessibility.
- Exploratory discussions have begun with Little Noise Youth Theater regarding potential future collaboration opportunities.

Special Events Support

- Provided on-site support for the Family Egg Hunt, including event setup, execution, and breakdown.
- Continued coordination and planning efforts for upcoming events, including Earth Day (April 25) and the Kiwanis Cup (May 30).

Facility Operations (ALC)

- Implemented a new daily custodial task system to improve consistency, accountability, and overall facility cleanliness standards.

Staffing & Administration

- Completed onboarding processes for seasonal summer staff through Paycom.
- Submitted annual performance evaluations for full-time staff for leadership review.

Community Partnerships & Engagement

- Supported the Optimist Club's Breakfast with the Bunny event, strengthening community partnerships.
- Prepared for the Volunteer Appreciation event, including procurement of participant giveaways.

Jenny Fairman, Fitness Supervisor

Grand Opening & Expansion Highlights

- Successfully hosted the Prairie Lakes Fitness Grand Opening on March 14, featuring giveaways, sponsorships, fitness demonstrations, challenges, and youth activities.
- Average daily usage from March 4–April 2 reached 216 visits per day, with a peak of 332 visits on March 23.
- Opened the new Performance Studio on March 23, expanding capacity for small group training, personal training, sport-specific programming, and individual workouts.
- Launched a targeted member communication campaign announcing the Performance Studio.
- Installed new fitness center signage on March 9 and hosted peer facility leaders from Mt. Prospect Park District for a facility tour on March 31.

Membership Growth & Engagement

- Ran a new-member promotion through March 31 offering a complimentary 13th month with annual memberships.
- Between February 12–March 31 recorded 500 memberships and 153 renewals across Prairie, Fitness, and Silver Sneakers/Prime/ReNew Active categories.
- Offered complimentary fitness equipment orientation sessions led by personal trainers, averaging 5–7 participants per session.

Fitness Programming & Performance

- Winter session concluded March 21 with 240 registered participants and 760 drop-ins, reflecting a 65% increase in drop-ins and modest growth in registrations year over year.
- Spring session launched March 28 with 241 registered participants to date and the addition of Zumba Gold to the program mix.
- Completed a specialty winter Chair Yoga workshop series and secured a new contracted stretch program launching Summer 2026.
- Distributed a comprehensive member survey, which indicated strong satisfaction with the new facility and provided clear priorities for future enhancements.

Facility Operations

- Coordinated preventative maintenance and equipment repairs with industry partners.
- Conducted daily facility walkthroughs to ensure safety, cleanliness, and service standards.

Staffing & Organizational Support

- Expanded front desk staffing to support increased usage and hired a new Prairie Lakes Associate.
- Supported interdepartmental initiatives, including assistance with the Family Egg Hunt event.
- Completed ongoing professional development through required certifications, supervisor training, and cross-functional meetings.
- IMRF All Staff Meeting – March 5.
- CPR Recertification Training – March 10.
- Fitness Advertising Meeting – March 24.
- Fitness Website Updates Meeting – April 1.
- ERC Events Committee Meeting – April 1.
- Paycom Supervisor Training – April 2.

Chris Nesterowicz, Recreation Supervisor – Athletics

Basketball Programming

- The youth basketball season concluded successfully, with all 1st–6th grade leagues completed by mid-March.
- A playoff format was introduced for the 3rd/4th grade league, enhancing participant engagement and providing a strong end-of-season experience.
- An end-of-season open gym event for 1st/2nd grade participants was well attended and positively received by families.

Adult Programming

- The Men's Winter Basketball League concluded with eight teams participating; efforts are now focused on increasing participation for the spring season.
- The pickleball league wrapped up in late March with strong participation and positive feedback.
- Marketing and recruitment efforts continue for Adult Summer Softball Leagues.

Soccer Programming

- Registration exceeded 322 participants, representing approximately 11% growth year-over-year, supported by targeted marketing and social media efforts.
- Program operations were executed efficiently, including team formation, participant communication, and full recruitment of volunteer coaches, with strong retention from prior seasons.
- A new partnership is being developed with Chicago Stars FC to provide spring clinics led by professional instructors.
- Pre-season training for coaches and participants was successfully delivered in collaboration with local soccer organizations.

Upcoming Programming

- Flag Football Camp begins April 7 with early registration of 15–20 participants, indicating renewed interest in the program.
- Planning and promotion for Adult Summer Softball Leagues remains ongoing.
- The Warrior Off-Season Basketball Program is launching with over 30 participants already registered.

Candice Morden, Recreation Supervisor - Early Childhood

Meetings & Department Engagement

- Participated in key internal meetings to support departmental planning, operations, and budgeting, including Recreation leadership, ERC Events Committee, Preschool leadership, and IMRF coordination.

Program Operations & Staffing

- Launched new program offering, *Science and Snow*, with initial enrollment of four participants, providing insight for future program development.
- Conducted preschool tours for prospective families, supporting enrollment efforts for the 2026–2027 school year.
- Advanced seasonal staffing efforts through interviews for summer camp counselor and director roles, as well as participation in regional job fairs across Maine Township high schools.
- Coordinated summer preschool camp scheduling in collaboration with Creative Corners Preschool instructors to ensure program continuity and staffing alignment.

Staff Development & Training

- Supported staff engagement through IMRF-related training coordination and content review with preschool teaching staff.
- Developed presentations for upcoming recreation meetings, including ePACT and M-NASR initiatives
- Provided CPR recertification training for full-time staff, reinforcing safety and compliance standards.

Inclusion & Collaboration

- Participated in inclusion committee planning with District staff and partner agencies to prepare for updated inclusion processes beginning Summer 2026.
- Coordinated an upcoming leadership meeting with MNASR to align on implementation of new inclusion procedures.

Administrative Support & Innovation

- Initiated outreach to previous seasonal staff to support upcoming hiring needs and workforce continuity.
- Supported District-wide initiatives through participation in the Prairie Lakes Fitness Center Grand Opening.

- Engaged in exploratory discussions with internal teams regarding Xplore Technologies capabilities to enhance operational efficiencies.

Preschool Enrollment Snapshot (2026–2027)

Program	Enrollment
Preschool Prep	9
Terrific 3's	7
Fabulous 4's & 5's	14
Nature Explorers	4
Spanish Immersion	5

Insight
Early enrollment trends indicate steady interest across core preschool offerings, with strongest demand in the Fabulous 4's & 5's program. Continued outreach and tours are expected to support additional growth leading into the school year.

Haley Becker, Assistant Recreation Supervisor

Meetings & Department Engagement
- Participated in key planning, operations, training, and budgeting meetings, including the Monthly Recreation Department Meeting, M-NSAR Informational Meeting, and CPR Certification Training
- Supported seasonal recruitment efforts by staffing Maine Township job fairs for summer camp counselors

Program Operations & Staff Support
- Coordinated with Creative Promotional Apparel Inc. to design summer camp staff T-shirts and two new crewneck apparel options
- Organized and distributed camp apparel for returning counselors
- Supported summer camp preparations by assisting with updates to camp site binders
- Implemented a new ClassDojo sign-up process to streamline Parent-Teacher Conference scheduling
- Initiated partnerships to expand fall programming, including:
    - Bubbles Academy – Family Music & Art programming
    - Right Brain Curriculum – Hands-On Science Lab and Junior Inventors Club

Nature Programming Coordination
- Taught new preschool Snowy Series class, *Science and Snow* (March 12; 4 participants)
- Collaborated with Nature Program Coordinator to explore fall workshop opportunities
- Partnered with Marketing to promote nature programs, including *Butterfly Garden* and *Creatures of the Night*

Programming & Event Support
- Assisted with planning and execution of the Creative Corners Open House
- Supported planning and attended the Lady Warriors Basketball end-of-season banquet
- Participated in summer camp staff interviews with supervisor
- Improved preschool classroom functionality by assembling and installing new shelving in the Terrific 3's room
- Secured sponsorships for Leashes and Lattes (Krisers, Splash Dog, Waggy Hotel) in collaboration with Lizzie Karras

Administrative & Cross-Department Support
- Collaborated with April Lohr to streamline and condense the Summer Staff HR Training presentation

New Program Snapshot
- Creatures of the Night – April 7 (5 registered)
- Space Explorers – April 28 (5 registered)

Elizabeth Karras, Recreation Supervisor – Special Events/Youth Programs

Special Events
- The Family Egg Hunt was successfully planned and delivered with over 230 registered participants, demonstrating strong community engagement.
- Cross-departmental coordination ensured effective event logistics and execution.

- Planning is underway for upcoming events, including Earth Day, Fairy Fest, and Live at the Lake, with vendor coordination and community partnerships secured.
- Expanded outreach efforts are underway to increase community group participation in District events.

Youth Programs & Birthday Parties

- Spring Break School Days Off programs (Kruisin' Kids and Leisure Lizards) averaged approximately 50 participants per day, reflecting consistent demand for youth programming.
- Ongoing collaboration with partner organizations supports the development of new enrichment programs, including TechStars FUN-gineering.
- Birthday party offerings remain strong, with six parties coordinated and over 100 participants served, in addition to hosted events.
- Kids Can Cook programming continues to perform well, with sessions completed and additional offerings scheduled on a monthly basis.

Community Outreach & Staffing

- Participated in community outreach events, including Algonquin Middle School Literacy Night and Maine East High School Job Fair, supporting program awareness and seasonal staff recruitment.
- Collaboration with District 62 continues to expand inclusive programming through the Community Connections initiative, serving recently arrived immigrant families.

Operations & Professional Development

- Ongoing staff development includes participation in supervisory training, department meetings, and professional conferences, including the IPRA Supervisor Symposium.
- Contributed to internal safety initiatives, including hazardous spill response training resources.

Upcoming Programming

- Key upcoming youth programs include Kids Can Cook and TechStars FUN-gingering.
- Major upcoming events include Earth Day and Fairy Fest, with continued focus on community engagement and program growth.

Natalie Sanchez, Dance Program Supervisor

Dance Academy Classes and Program

- Updated Dance Academy marketing materials and facility displays in coordination with Marketing.
- Implemented Class Dojo as the new parent communication platform.
- Supported enrollment, registration, and policy communication for participants.
- Coordinated staff headshots and website updates.
- Planned and promoted "Glitter and Pop" Dance Lab at Fairy Fest to drive spring enrollment.
- Designed promotional materials and finalized June recital tickets.
- Updated Dance Academy retractable banner and supported social media promotion.

Summer Dance and Camp Operations

- Processed staffing actions (PAFs, rehires, allocations) to support camp operations.
- Led recruitment efforts, including application review, interviews, and hiring.
- Collaborated with Camp Director on program planning and themes.
- Finalized and published Dance and Arts Camp Parent Guide.
- Developed Spanish translation of MNASR Inclusion Guide.

Meetings, Trainings, and Events

- Attended IMRF Semi-Annual and Budget/BS&A meetings.
- Completed CPR/AED and First Aid recertification.
- Participated in performance review and goal setting.
- Scheduled theater technical training.
- Conducted staff interviews and attended job fairs for recruitment.

DES PLAINES PARK DISTRICT
DIRECTOR OF PARKS AND PLANNING REPORT
MARCH 16, 2026

Aurelio Marquez, Director of Parks and Planning

- Conducted routine inspections of multiple Park District buildings to ensure they remain in good condition and meet operational standards.
- Oversaw ongoing preventive maintenance efforts at the Golf Center to reduce equipment failures and extend the life of facility systems.
- Continued coordinating bi-weekly staff meetings to support communication and collaboration across all departments.
- Sent staff members to PDRMA park inspection training to strengthen our team's safety and compliance knowledge.
- Coordinated the installation of a surge arrestor at the Prairie Lakes Campus to protect sensitive electronic equipment from power surges.
- Participated in the monthly Green Team Committee meeting to support the district's sustainability initiatives.
- Attended weekly administration meetings to align upcoming projects and priorities with other departments.
- Met with Musco Lighting at Rand Park to review a proposal for upgrading field lighting to energy-efficient LED fixtures.
- Coordinated the annual testing of the Nolan Fire Pump System to ensure compliance with safety requirements.
- Completed updates and reviews of Park District manuals as part of the Distinguished Agency accreditation process.
- Submitted documentation highlighting the district's completed green projects for accreditation consideration.
- Mechanical Maintenance has begun pressure-testing the piping systems at Mystic Waters Family Aquatic Center to ensure all lines are functioning properly before the season begins.
- Staff are actively de-winterizing parks and facilities, including West Park, Arndt Park, and the Mountain View Adventure Center, in preparation for spring operations.
- Mechanical Maintenance completed the seasonal startup of the chiller system and coordinated the installation of required chemicals with our vendor.
- Attended the Mayor's Annual Address to stay informed on citywide initiatives and upcoming community priorities.
- Working through finalizing PLCC renovation project.

Esteban Cardenas, Mechanical Operations and Building Supervisor

- PLAC daily operation.
- Whirlpool at PLCC drained, cleaned and filled every Monday.
- HVAC systems checked at all buildings on Mondays, Wednesdays and Fridays.
- Held Interviews for Mechanic I Position.
- Installed new drinking fountain at PLCC men's locker room.
- Installed electrical circuits and mounted digital clock in Fitness center and workout room.
- Installed electrical circuit and mounted 2 new fans in dance studio.
- Installed wardrobe hooks outside dance studio at PLCC
- Replaced circulating pump bearing housing at ALC heat pump.
- Installed motion sensors for lighting at PLCC whirlpool.
- Inspected Thorguards and installed batteries for season.
- Adjusted light timers at all parks for time change.

- De-winterized MVM for season. Water turned on, replaced snap valve, Mechanical repairs as needed.
- De-winterized West Park drinking fountains, snap valves and concessions building for season.
- De-winterized Chippewa Park concessions building for season.
- De-winterized Seminole Park concessions building for season.
- De-winterized Central Park for season.
- Mystic Waters De-winterization started.
- New climbing wall received.
- Serviced Vehicle #3
- Serviced Vehicle #7
- Serviced Vehicle #27
- Service Kubota Ball picker #4
- PLCC fitness center project continued.

Marcin Irla, Assistant Building Services Supervisor

- Seasonal ball change
- Remove Wind dividers on all 3 decks
- Repair handicap door closer at Golf Center
- Replace old and broken ceiling fans in all the classrooms at ALC
- Trouble chute and repair golf club lighting
- Mountain View batting cages start up and net repairs.
- Install new elevator for conveyer system in the ballroom at Golf Center
- Gem show set up and break down at ALC
- Work with Vendor on HVAC repairs and did filter change and belt inspection.
- Removed old signage, patched and painted wall.
- Responded to emergency sewer backup.
- Cleared drain backup in Club Casa bar area.
- Provided ongoing operational support: preventive maintenance, T-mac repairs, ball supply, picker repairs, and daily bathroom cleaning.
- Finish basement organization at ALC.
- Performed whirlpool maintenance and cleaning. Also, repair of water flow valve.
- At satellite locations completed weekend bathroom cleaning and room setups.
- Completed weekend rental setups at Cumberland Terrace, West Park, and Arndt Park.
- Conducted building safety inspections.

Patrick Barton, Landscape Supervisor

- Fence off and overseed Blackhawk Dog Park.
- Spring cleanup and dormant pruning at Bluett Park.
- Complete edging and Mulch at Arndt Park.
- Spring cleanup, dormant pruning, edge and Mulch at ALC.
- Paper pick and clean up Blackhawk Dog Park.
- Routine trash removal from all parks.
- Maintain Oakwood facilities clean.
- Maintain all tools and supplies.
- Oversee dormant tree pruning at various parks.
- Met with Marco Clay to discuss infield renovation process and training of staff.
- Finish the removal of all ice rinks and saving of all ice rink liners for next season.
- Begin hiring for seasonal staff for summer.
- Seeding the North Entrance (along sidewalk) at ALC.

- Remove trees from golf course at Golf Center.
- Weed all garden beds, dormant pruning, edge, and mulch Golf Center.
- Aerated Golf Center.
- Begin Process of renovating baseball/softball fields.

Dennis Wodka, Special Projects Supervisor

- Completed Decking installation At MVM Concession Area.
- Installed expanded steel barriers along walkway near 17th hole at MVM.
- Removed and replaced wood edging throughout course path at MVM.
- Built and installed new light posts at MVM Concession Area.
- Installed new energy efficient lighting to light posts at concession area at MVM.
- Installed Shade structures at MVM and Skate Park.
- Performed several repairs/adjustments to MVM prior to Opening Day.
- Ryan Panenka attended PDRMA Playground Maintenance Course.
- Made repairs to doors at Lakeview Center/Foxtail on the Lake.
- Attended IMRF Semi Annual Meeting at PLCC.
- Performed Monthly Scheduled Playground Inspections throughout the District.
- Completed weekly basecamp assignments.
- Vandalism- No Vandalism to Report

DES PLAINES PARK DISTRICT
BUSINESS DEPARTMENT OPERATIONS REPORT
APRIL 21, 2026

Annette Curtis, Director of Business

Projects and Meetings:

- Submitted Sales Tax.
- Ran installment billing for Memberships, Swim school, Dance, Preschool.
- Review of summer brochure.
- Attended Tee up meetings to discuss system design. Began software testing and backend set up of POS and GL numbers.
- Attended Paycom supervisor training
- Welcomed Rick Carlson as Accounts Receivable Associate.
- Diane Lawson retired, her last day was April 17, 2026
- Business office staff have been transitioning into their new roles.
- Prepared FY 2027 Budget documents and presentation.
- Scheduled FY2026 Audit Conference for Monday, April 20, 2026.
- Attend History Center Finance committee meeting Tuesday, April 7, 2026.

Business Department Statistics: (March)

- Payrolls:
  - Payrolls run: 2
  - Checks/Direct Deposit Issued: 481
- Accounts Payable:
  - Checks issued: 54
  - EFT/ACH: 80
  - Purchase Orders: 378
  - Invoices: 577
- Reservations (fields, gym, theater, pool and outside rentals):
  - New: 333
  - Confirmed: 314 (indoor pool, outdoor pool, fields, gym & rentals)
- Installment Bills Proofed & Processed: (Quantity and Total Dollar Amount)
  - Prairie Lakes Memberships: 648; $17,619
  - Prairie Lakes Aquatic Memberships: 522; $7,335
  - ALC Fitness memberships: 23; $303.25
  - Swim School: 545; $24,042.90
  - Golf Center memberships: 54; $8,640.00
  - Preschool: 89: $15,164.00
  - Dance: 10: $507

Peter Demski–IT Manager

- Board Meeting Report – IT Department by Peter Demski, IT Manager

IT Projects/Other

- Working on developments for the TeeUp Project
- Prepared Mountain View Adventure Center for season open
- Working on ADA Compliance requirements for the website

- Attended Safety Committee Meeting on 3/25/26
- Attended Paycom Supervisor Training on 4/2/26
- Surveyed audio system at Mystic Waters and data lines at Golf Center on 4/13/26
- Website restored with hosting provider after an extension update
- Updated TeeUp reporting solution for performance improvements

Back-up Systems/Other

- ALC & GC Daily backups – Completing immutable backup for network systems, data files, and e-mail. Avg. nightly backups complete **(ALC about 2hrs/GC about 30min – Completed Nightly Backups)**
- Off-site backups through cloud storage (SNI)
- Full anti-virus network scans scheduled weekly – Sundays nights.
- Weekly/Monthly server maintenance & security patches & storage evaluation

IT Services Provided

- Provided support and information for FOIA(s)
- Installed second doorbell door access button for Prairie Lakes front desk
- Installed door access scanner on the south court at Prairie Lakes
- Updating and assessing hardware devices
- Updated district phone list
- Setup new workstations, printers, phones, and tablets
- Supported users by troubleshooting and fixing computers, phones, and printers
- Computer and security updates and patches
- Created user accounts for New Hires and assisted with onboarding
- Migrated and disabled user accounts and access for inactive or terminated employees
- Provided TeeUp Hitting Station reports
- Verified sites were functional over the weekends and provided support for issues
- Continuous monitoring metrics of networking equipment and logging events

Financials

REVENUE AND EXPENDITURE REPORT
DES PLAINES PARK DISTRICT
MARCH 31, 2026

GL NUMBER	ACTIVITY FOR MONTH 03/31/2026	ACTIVITY FOR MONTH 03/31/2025	YTD BALANCE 03/31/2026	YTD BALANCE 03/31/2025	2025-26 ORIGINAL BUDGET
Fund 11 - CORPORATE:					
TOTAL REVENUES	842,515.21	1,614,187.50	4,264,604.85	5,697,470.95	6,548,850.00
TOTAL EXPENDITURES	1,079,065.83	295,598.71	4,749,541.41	3,843,847.72	5,982,064.00
NET OF REVENUES & EXPENDITURES	(236,550.62)	1,318,588.79	(484,936.56)	1,853,623.23	566,786.00
Fund 21 - RECREATION:					
TOTAL REVENUES	564,082.67	883,349.13	5,130,309.47	6,042,947.38	6,512,174.00
TOTAL EXPENDITURES	960,637.54	353,368.33	5,102,776.17	4,542,356.24	6,303,215.00
NET OF REVENUES & EXPENDITURES	(396,554.87)	529,980.80	27,533.30	1,500,591.14	208,959.00
Fund 22 - AUDIT:					
TOTAL REVENUES	3,146.10	6,297.26	13,860.24	20,375.89	21,900.00
TOTAL EXPENDITURES	0.00	0.00	31,665.00	30,605.00	34,350.00
NET OF REVENUES & EXPENDITURES	3,146.10	6,297.26	(17,804.76)	(10,229.11)	(12,450.00)
Fund 23 - TORT IMMUNITY:					
TOTAL REVENUES	32,852.81	63,691.48	152,985.68	213,184.04	281,765.00
TOTAL EXPENDITURES	207.00	345.50	282,669.27	243,030.13	321,488.00
NET OF REVENUES & EXPENDITURES	32,645.81	63,345.98	(129,683.59)	(29,846.09)	(39,723.00)
Fund 24 - SPECIAL RECREATION:					
TOTAL REVENUES	132,069.06	262,326.41	587,571.07	818,213.38	900,258.00
TOTAL EXPENDITURES	206,355.36	588.54	760,116.54	523,260.30	951,850.00
NET OF REVENUES & EXPENDITURES	(74,286.30)	261,737.87	(172,545.47)	294,953.08	(51,592.00)
Fund 25 - ILLINOIS MUNICIPAL RETIREMENT:					
TOTAL REVENUES	50,749.76	96,675.97	232,963.01	327,153.51	199,826.00
TOTAL EXPENDITURES	117,490.85	21,553.02	355,782.31	235,738.32	380,000.00
NET OF REVENUES & EXPENDITURES	(66,741.09)	75,122.95	(122,819.30)	91,415.19	(180,174.00)
Fund 26 - SOCIAL SECURITY:					
TOTAL REVENUES	74,131.49	148,453.26	324,508.64	445,557.46	656,501.00
TOTAL EXPENDITURES	34,018.77	31,803.45	493,442.17	482,347.30	587,000.00
NET OF REVENUES & EXPENDITURES	40,112.72	116,649.81	(168,933.53)	(36,789.84)	69,501.00
Fund 27 - MUSEUM:					
TOTAL REVENUES	28,030.84	35,865.50	88,870.45	110,328.92	132,360.00
TOTAL EXPENDITURES	0.00	9,281.00	108,166.74	111,372.00	123,000.00
NET OF REVENUES & EXPENDITURES	28,030.84	26,584.50	(19,296.29)	(1,043.08)	9,360.00
Fund 38 - GO BONDS SERIES:					
TOTAL REVENUES	294,218.30	599,168.61	1,288,464.09	1,842,751.21	2,057,554.00
TOTAL EXPENDITURES	0.00	0.00	2,059,816.31	1,934,940.85	2,000,691.00
NET OF REVENUES & EXPENDITURES	294,218.30	599,168.61	(771,352.22)	(92,189.64)	56,863.00
Fund 44 - CAPITAL:					
TOTAL REVENUES	2,459,180.32	39,844.19	3,684,696.39	4,426,805.22	3,611,682.00
TOTAL EXPENDITURES	133,368.05	91,451.89	2,538,519.45	5,674,108.29	8,264,594.00
NET OF REVENUES & EXPENDITURES	2,325,812.27	(51,607.70)	1,146,176.94	(1,247,303.07)	(4,652,912.00)
Fund 51 - MYSTIC WATERS AQUATIC CENTER:					
TOTAL REVENUES	3,424.60	2,885.67	1,340,497.35	1,283,833.05	1,326,100.00
TOTAL EXPENDITURES	18,612.55	30,064.52	1,210,324.64	1,140,385.23	2,434,650.00
NET OF REVENUES & EXPENDITURES	(15,187.95)	(27,178.85)	130,172.71	143,447.82	(1,108,550.00)

GL NUMBER	ACTIVITY FOR MONTH 03/31/2026	ACTIVITY FOR MONTH 03/31/2025	YTD BALANCE 03/31/2026	YTD BALANCE 03/31/2025	2025-26 ORIGINAL BUDGET
Fund 52 - LAKE PARK GOLF COURSE:					
TOTAL REVENUES	45,928.38	24,840.30	684,008.30	602,074.97	795,850.00
TOTAL EXPENDITURES	33,259.46	44,930.16	667,623.51	578,701.42	938,523.00
NET OF REVENUES & EXPENDITURES	12,668.92	(20,089.86)	16,384.79	23,373.55	(142,673.00)
Fund 53 - MT. VIEW ADVENTURE GOLF:					
TOTAL REVENUES	6,125.62	3,909.60	310,889.64	378,916.23	379,800.00
TOTAL EXPENDITURES	8,888.63	8,771.27	198,288.75	304,898.07	411,162.00
NET OF REVENUES & EXPENDITURES	(2,763.01)	(4,861.67)	112,600.89	74,018.16	(31,362.00)
Fund 54 - GOLF CENTER DES PLAINES:					
TOTAL REVENUES	230,575.67	256,215.49	3,083,463.47	3,209,406.67	3,674,867.00
TOTAL EXPENDITURES	1,112,945.61	130,176.74	2,785,174.22	1,543,818.74	3,205,129.00
NET OF REVENUES & EXPENDITURES	(882,369.94)	126,038.75	298,289.25	1,665,587.93	469,738.00
TOTAL REVENUES - ALL FUNDS	4,767,030.83	4,037,710.37	21,187,692.65	25,419,018.88	27,099,487.00
TOTAL EXPENDITURES - ALL FUNDS	3,704,849.65	1,017,933.13	21,343,906.49	21,189,409.61	31,937,716.00
NET OF REVENUES & EXPENDITURES	1,062,181.18	3,019,777.24	(156,213.84)	4,229,609.27	(4,838,229.00)

CASH BALANCE BY FUND
DES PLAINES PARK DISTRICT
MARCH 31, 2026

FUND ACCOUNT	DESCRIPTION	ACTIVITY FOR MONTH 03/31/2026	BALANCE 03/31/2025	END BALANCE 03/31/2026
Assets				
11 100-000	CASH & INVESTMENTS	(253,574.34)	7,707,787.22	6,357,988.24
21 100-000	CASH & INVESTMENTS	(261,725.62)	7,614,115.73	6,852,238.09
22 100-000	CASH & INVESTMENTS	3,146.10	36,851.07	19,706.72
23 100-000	CASH & INVESTMENTS	32,645.81	546,116.35	462,470.22
24 100-000	CASH & INVESTMENTS	(74,286.30)	1,233,128.36	895,381.83
25 100-000	CASH & INVESTMENTS	(66,045.26)	1,055,305.24	834,548.32
26 100-000	CASH & INVESTMENTS	40,112.72	368,725.99	264,291.97
27 100-000	CASH & INVESTMENTS	28,030.84	93,893.11	88,953.27
38 100-000	CASH & INVESTMENTS	294,218.30	1,921,168.08	1,355,562.60
44 100-000	CASH & INVESTMENTS	2,315,484.82	4,550,075.78	7,603,378.31
51 100-000	CASH & INVESTMENTS	(7,657.08)	616,057.13	657,152.91
52 100-000	CASH & INVESTMENTS	17,538.43	367,001.39	374,028.05
53 100-000	CASH & INVESTMENTS	(3,180.15)	729,149.02	816,029.56
54 100-000	CASH & INVESTMENTS	(810,813.92)	6,697,685.89	6,189,288.91
TOTAL ASSETS		1,253,894.35	33,537,060.36	32,771,019.00
Total - All Funds:		1,253,894.35	33,537,060.36	32,771,019.00

Des Plaines Park District
Comparative Statement of Cash and Investments

Account Description	Number/ Investment	Maturity Date	Interest Rate	03/31/26	03/31/25
Payroll Account	1401268817			$ 191,261.35	$ 264,007.64
MaxSafe	9265819863		3.900%	2,742,897.84	3,145,966.60
Total Village Bank & Trust				2,934,159.19	3,409,974.24
Voucher Account	574600995		3.780%	10,234,335.37	12,138,179.48
Refund Account	576006175		3.780%	$5,669.08	$5,711.89
Total Old National Bank				10,240,004.45	12,143,891.37
Illinois Funds Money Market	7139141183		3.781%	8,959,124.08	8,037,601.20
Money Market	1272		3.500%	1,616,323.04	$1,101,499.22
CD Total				5,504,000.00	$5,710,000.00
Total Illinois Park District Liquid Asset Fund				7,120,323.04	$6,811,499.22
Checking Account	300000924		3.550%	546,131.97	$281,987.77
Certificate of Deposit #6541	06/30/21	06/30/26	3.941%	705,703.73	676,847.45
Certificate of Deposit #6542	09/30/21	09/30/26	3.455%	760,273.58	730,130.89
Certificate of Deposit #6543	12/31/20	12/31/26	3.455%	754,407.40	723,129.76
Certificate of Deposit #6544	03/31/26	03/31/27	3.455%	750,891.56	721,998.46
Total Millenium Bank				3,517,408.24	3,134,094.33
				$ 32,771,019.00	$ 33,537,060.36

Des Plaines Park District - DES PLAINES PARK DISTRICT - 1272

Trade Date	Settlement Date	Security Description	Maturity Date	Rate	Investment Amount	Accrued Interest	Est. Value at Maturity
Illinois Trust CD Program							
04/24/25	04/24/25	CD - Nano Banc, CA	04/24/26	4.35	239,000.00	9,741.38	249,396.50
04/28/25	04/28/25	CD - First Pryority Bank, OK	04/28/26	4.26	239,000.00	9,428.26	249,181.40
11/20/24	11/20/24	CD - Gbank, NV	05/19/26	4.40	234,000.00	14,019.49	249,373.48
05/27/25	05/27/25	CD - Riverbank, AR	05/27/26	4.30	239,000.00	8,700.25	249,277.00
05/28/25	05/28/25	CD - North American Banking Company, MO	05/28/26	4.35	239,000.00	8,772.94	249,396.50
06/17/25	06/17/25	CD - American Commercial Bank & Trust, IL	06/17/26	4.35	239,000.00	8,203.27	249,396.50
06/17/25	06/17/25	CD - First Western Trust Bank, CO	06/17/26	4.35	239,000.00	8,203.27	249,396.50
07/30/25	07/30/25	CD - Solera National Bank, CO	07/30/26	4.48	239,000.00	7,187.02	249,707.20
07/30/25	07/30/25	CD - Farmers & Merchants Union Bank, WI	07/30/26	4.40	239,000.00	7,058.68	249,516.00
08/19/25	08/19/25	CD - Bank Of Montgomery, LA	08/19/26	4.40	239,000.00	6,482.47	249,516.00
09/03/25	09/03/25	CD - Financial Federal Savings Bank, TN	09/03/26	4.30	239,000.00	5,912.79	249,277.00
09/22/25	09/22/25	CD - Nexbank, Ssb, TX	09/22/26	4.05	240,000.00	5,086.36	249,720.00
09/23/25	09/23/25	CD - Loyal Trust Bank, GA	09/23/26	4.00	240,000.00	4,997.26	249,600.00
11/20/25	11/20/25	CD - First State Bank Of Dequeen, AR	11/20/26	4.05	240,000.00	3,515.18	249,720.00
12/22/25	12/22/25	CD - Cornerstone Bank, Nebraska, NE	12/22/26	3.95	240,000.00	2,597.26	249,480.00
12/22/25	12/22/25	CD - First Guaranty Bank, LA	12/22/26	3.95	240,000.00	2,597.26	249,480.00
02/19/26	02/19/26	CD - Cfg Community Bank, MD	02/19/27	3.95	240,000.00	1,064.88	249,480.00
03/02/26	03/02/26	CD - T Bank, TX	03/02/27	3.90	240,000.00	769.32	249,360.00
03/27/26	03/27/26	CD - Providence Bank, NC	03/29/27	3.90	240,000.00	128.22	249,411.29
03/27/26	03/27/26	CD - Mission National Bank, CA	03/29/27	3.88	240,000.00	127.56	249,363.02
03/27/26	03/27/26	CD - California Pacific Bank, CA	03/29/27	3.90	240,000.00	128.22	249,411.29
03/27/26	03/27/26	CD - Integro Bank, AZ	03/29/27	3.90	240,000.00	128.22	249,411.29
03/27/26	03/27/26	CD - Tab Bank, UT	03/29/27	3.90	240,000.00	128.22	249,411.29
Total					**$5,504,000.00**	**$114,977.78**	**$5,737,282.26**

Park Board Meeting April 21, 2026 (Page 39 of 107)

DES PLAINES PARK DISTRICT
REAL ESTATE & REPLACEMENT TAXES
March 31, 2026

	FISCAL 2024/25		FISCAL 2025/26	
Month	**Real Estate Taxes**	**Corporate Replace Tax**	**Real Estate Taxes**	**Corporate Replace Tax**
May	$ 126,490.04	$ 152,072.57	$ -	$ 128,865.18
June	16,592.87	-	-	-
July	2,359,644.83	136,068.29	-	92,901.38
Year-to-date	2,502,727.74	288,140.86	-	221,766.56
August	2,420,968.08	25,379.44	58,491.61	15,962.37
September	-	-	5,630.71	-
October	188,685.99	103,766.97	-	96,182.93
Year-to-date	5,112,381.81	417,287.27	64,122.32	333,911.86
November	-	-	-	-
December	6,772.54	30,449.58	2,035,989.74	76,197.65
January	8,905.32	86,167.84	1,022,648.31	92,257.80
Year-to-date	5,128,059.67	533,904.69	3,122,760.37	502,367.31
February	1,549,561.54	-	2,398,447.40	-
March	3,327,280.24	35,503.82	1,631,490.84	29,147.75
April	379,805.58	33,691.11		
Year-to-date	10,384,707.03	603,099.62	7,152,698.61	531,515.06

	Board Approved	**County Extended**		
2022 Levy Requested	10,004,197.40	10,284,829.23	97.30%	of extended
2022 Levy Receipts		10,006,796.17	100.03%	of approved
	Board Approved	**County Extended**		
2023 Levy Requested	10,453,763.00	10,790,847.00	100.71%	of extended
2023 Levy Receipts		10,867,851.78	103.96%	of approved
	Board Approved	**County Extended**		
2024 Levy Requested	11,103,868.00	11,357,977.79	98.66%	of extended
2024 Levy Receipts		11,206,232.58	100.92%	of approved
	Board Approved	**County Extended**		
2025 Levy Requested	11,406,541.00	TBD	TBD	of extended
2025 Levy Receipts		4,858,746.83	42.60%	of approved

DES PLAINES PARK DISTRICT
GOLF CENTER REVENUE REPORT
March 31, 2026

	March 2026	March 2025	2025/2026 YTD	2024/2025 YTD	2025/2026 Budget
Driving Range					
Pre-Paid Cards	$ 141,820.35	$ 169,506.79	$ 1,703,350.62	$ 1,758,901.64	$ 2,100,000.00
Grass Tees	$ -	$ -	$ 74,990.00	$ 66,157.00	$ 85,000.00
Short Game Area	$ 639.00	$ 1,098.00	$ 31,122.00	$ 36,123.50	$ 44,000.00
Range Memberships	8,886.66	12,470.66	131,590.68	161,339.96	180,000.00
Group/School Fees	$ -	$ -	$ 32,441.33	$ 35,683.90	$ 42,000.00
Other Range Fees	$ 253.00	$ 251.00	$ 18,338.03	$ 5,449.00	$ 6,500.00
Total Driving Range Revenue	**$ 151,599.01**	**$ 183,326.45**	**$ 1,991,832.66**	**$ 2,063,655.00**	**$ 2,457,500.00**
Greens Fees					
Greens Fees	$ 10,237.00	$ 18,253.00	$ 461,664.36	$ 490,910.00	$ 550,000.00
Leagues/Special Events	$ 75.00	$ 100.00	$ 43,621.00	$ 42,717.50	$ 55,000.00
Course Memberships	$ 600.00	$ 1,150.00	$ 6,550.00	$ 5,827.33	$ 11,000.00
Golf Center Pull Carts	$ 540.00	$ 940.00	$ 25,096.00	$ 29,360.00	$ 34,000.00
Total Greens Fees	**$ 11,452.00**	**$ 20,443.00**	**$ 536,931.36**	**$ 568,814.83**	**$ 650,000.00**
Rentals					
Pro Shop	$ 3,575.00	$ 3,512.00	$ 38,821.00	$ 39,430.00	$ 42,396.00
Restaurant	$ 12,438.40	$ 11,960.00	$ 132,516.80	$ 127,420.00	$ 144,955.00
Golf Tec Rent	$ 8,424.31	$ 8,259.13	$ 91,841.51	$ 89,647.63	$ 100,266.00
Total Rentals	**$ 24,437.71**	**$ 23,731.13**	**$ 263,179.31**	**$ 256,497.63**	**$ 287,617.00**
Miscellaneous					
Investment Interest	$ 32,326.64	$ 26,839.91	$ 242,473.83	$ 279,345.21	$ 238,000.00
Bank Reconciliation	$ -	$ -	$ -	$ -	$ -
Mat Lease Fees	$ 1,250.00	$ 1,875.00	$ 27,500.00	$ 23,325.00	$ 23,750.00
Park District Programs	$ -	$ -	$ 12,320.00	$ 17,769.00	$ 18,000.00
Insurance Claims	$ -	$ -	$ -	$ -	$ -
Transfer In	$ -	$ -	$ -	$ -	$ -
Total Miscellaneous	**$ 33,576.64**	**$ 28,714.91**	**$ 282,293.83**	**$ 320,439.21**	**$ 279,750.00**
Grand Totals	**$ 221,065.36**	**$ 256,215.49**	**$ 3,074,237.16**	**$ 3,209,406.67**	**$ 3,674,867.00**

	March 2026	March 2025	2025/2026 YTD	2024/2025 YTD
Total Number of Rounds	**529**	**949**	**22,659**	**24,558**
# of Balls Hit Automatic Tees	**1,345,779**	**1,723,102**	**14,470,629**	**16,029,171**
# of Balls Hit Grass Tees	**-**	**-**	**364,125**	**363,095**
Total Ball Hits	**1,345,779**	**1,723,102**	**14,834,754**	**16,392,266**

DES PLAINES PARK DISTRICT
LAKE PARK REVENUE REPORT
March 31, 2026

	March 2025	March 2024	2025/2026 YTD	2024/2025 YTD	2025/2026 Budget
CLUB HOUSE					
Passes/Fees					
Green Fees	$ 2,374.00	$ 926.00	$ 162,684.00	$ 162,941.25	$ 170,000.00
Memberships	$ 2,025.00	$ 3,800.00	$ 5,725.00	$ 6,600.00	$ 2,900.00
Investment Interest	$ 1,902.87	$ 1,467.91	$ 15,154.07	$ 18,624.56	$ 11,700.00
Bank Reconciliation	$ -	$ -	$ -	$ -	$ 700.00
FootGolf Fees	$ 254.00	$ 98.00	$ 15,984.00	$ 18,275.00	$ 15,000.00
Total Passes/ Fees	**$ 6,555.87**	**$ 6,291.91**	**$ 199,547.07**	**$ 206,440.81**	**$ 200,300.00**
Instruction/Leagues					
Special Events	$ -	$ -	$ 989.00	$ 350.00	$ 300.00
Instruction - Golf	$ -	$ -	$ 7,066.00	$ 6,977.76	$ 7,400.00
Youth Golf Leagues	$ -	$ -	$ -	$ -	$ 1,000.00
Boating Lessons	$ -	$ (216.00)	$ 6,447.00	$ 7,626.60	$ 7,000.00
Total Instruction/Leagues	**$ -**	**$ (216.00)**	**$ 14,502.00**	**$ 14,954.36**	**$ 15,700.00**
Pro shop					
Club/Cart Rentals	$ 80.00	$ 44.00	$ 6,496.00	$ 7,236.00	$ 7,500.00
Equipment Sales	$ 15.00	$ 6.00	$ 916.50	$ 744.00	$ 1,200.00
Soccer Ball Rentals	$ 16.00	$ -	$ 558.60	$ 822.00	$ 750.00
Total Pro Shop	**$ 111.00**	**$ 50.00**	**$ 7,971.10**	**$ 8,802.00**	**$ 9,450.00**
Rentals					
Optimist Pavilion	$ -	$ -	$ 21,626.30	$ 19,515.00	$ 25,000.00
Total Rentals	**$ -**	**$ -**	**$ 21,626.30**	**$ 19,515.00**	**$ 25,000.00**
Boats/Mooring					
Boat Rentals	$ 429.50	$ -	$ 63,744.00	$ 61,046.00	$ 70,000.00
Mooring/Launching	$ 5,650.00	$ 270.00	$ 27,367.00	$ 13,995.00	$ 24,000.00
Total Boating/Mooring	**$ 6,079.50**	**$ 270.00**	**$ 91,111.00**	**$ 75,041.00**	**$ 94,000.00**
Food Service Sales					
Clubhouse Beverages	$ 93.50	$ 21.00	$ 8,336.19	$ 7,619.00	$ 8,000.00
Clubhouse Ice Cream	$ 69.00	$ 51.00	$ 4,601.00	$ 5,382.00	$ 6,000.00
Clubhous Snacks	$ 40.00	$ 11.75	$ 2,610.70	$ 3,251.50	$ 5,000.00
Clubhouse Sandwiches	$ 22.00	$ -	$ 1,304.50	$ 1,677.50	$ 2,500.00
Vending Machines	$ 26.50	$ 30.75	$ 4,301.25	$ 3,517.25	$ 4,000.00
Clubhouse Alcohol	$ 96.50	$ 62.00	$ 17,188.10	$ 18,400.00	$ 19,000.00
Total Food Service Sales	**$ 347.50**	**$ 176.50**	**$ 38,341.74**	**$ 39,847.25**	**$ 44,500.00**
TOTAL CLUB HOUSE	**$ 13,093.87**	**$ 6,572.41**	**$ 373,099.21**	**$ 364,600.42**	**$ 388,950.00**
LAKEVIEW CENTER					
Passes/Fees					
Yoga Fees	$ 1,830.00	$ 3,213.25	$ 25,559.45	$ 16,011.62	$ 35,000.00
Total Passes/ Fees	**$ 1,830.00**	**$ 3,213.25**	**$ 25,559.45**	**$ 16,011.62**	**$ 35,000.00**
Rentals					
Other Rentals	$ 500.00	$ 500.00	$ 5,801.65	$ 3,200.00	$ 6,700.00
Lakeview Center Building	$ 9,494.20	$ 14,554.64	$ 235,566.18	$ 218,639.81	$ 250,000.00
Shoreline Room Rental	$ (650.00)	$ -	$ 12,097.50	$ 462.50	$ 37,500.00
Total Rentals	**$ 9,344.20**	**$ 15,054.64**	**$ 253,465.33**	**$ 222,302.31**	**$ 294,200.00**
Food Service Sales					
Shoreline Beverages	$ 106.00	$ -	$ 1,512.40	$ (700.00)	$ 4,000.00
Shoreline Food Services	$ 58.86	$ -	$ 917.66	$ -	$ 3,500.00
Shoreline Mixed Drink	$ 146.95	$ -	$ 4,902.95	$ 20.00	$ 10,000.00
Beer	$ 55.00	$ -	$ 1,768.00	$ 26.00	$ 15,000.00
Wine	$ 24.00	$ -	$ 1,178.00	$ 6.00	$ 5,000.00
Beverage Package	$ -	$ -	$ 235.80	$ 6.62	$ 20,000.00
Total Food Service Sales	**$ 390.81**	**$ -**	**$ 10,514.81**	**$ (641.38)**	**$ 57,500.00**
TOTAL LAKEVIEW CENTER	**$ 11,565.01**	**$ 18,267.89**	**$ 289,539.59**	**$ 237,672.55**	**$ 386,700.00**
GRAND TOTAL	**$ 24,658.88**	**$ 24,840.30**	**$ 662,638.80**	**$ 602,272.97**	**$ 775,650.00**

	March 2026	March 2025	2025/2026 YTD	2024/2025 YTD
Number of Golf Rounds	**138**	**61**	**9,752**	**10,412**
Number of Foot Golf Rounds	**20**	**7**	**1,177**	**1,478**
				-
Total Number of Rounds	**158**	**68**	**10,929**	**11,890**

DES PLAINES PARK DISTRICT
MT. VIEW REVENUE REPORT
March 31, 2026

	March 2026	March 2025	2025/2026 YTD	2024/2025 YTD	2025/2026 Budget
Mt. View Adventure Center Revenues					
Investment Interest/Other	$ 4,269.62	$ 2,952.10	$ 29,729.39	$ 35,120.98	$ 30,800.00
Insurance Claims	$ -	$ -	$ -	$ -	$ -
Miscellaneous Income	$ -	$ -	$ -	$ -	$ -
Bank Reconciliation	$ -	$ -	$ -	$ -	$ -
Admissions	$ 1,310.50	$ 584.00	$ 216,877.00	$ 261,134.00	$ 260,000.00
Group Reservations	$ 150.00	$ 200.00	$ 7,848.00	$ 10,703.50	$ 13,000.00
Batting Cages	$ 240.00	$ 59.00	$ 36,060.00	$ 47,048.00	$ 48,000.00
Total Mt. View Revenues	**$ 5,970.12**	**$ 3,795.10**	**$ 290,514.39**	**$ 354,006.48**	**$ 351,800.00**
Concession Sales					
Beverage	$ 12.00	$ 30.25	$ 5,993.75	$ 7,287.25	$ 8,300.00
Ice Cream	$ 81.00	$ 63.00	$ 10,792.00	$ 12,768.00	$ 13,200.00
Snacks	$ 12.50	$ 21.25	$ 3,539.50	$ 4,854.50	$ 6,500.00
Total Concession Sales	**$ 105.50**	**$ 114.50**	**$ 20,325.25**	**$ 24,909.75**	**$ 28,000.00**
Grand Totals	**$ 6,075.62**	**$ 3,909.60**	**$ 310,839.64**	**$ 378,916.23**	**$ 379,800.00**

	March 2026	March 2025	2025/2026 YTD	2024/2025 YTD
Total Number of Rounds	**134**	**72**	**24,165**	**28,176**

DES PLAINES PARK DISTRICT
ADMINISTRATION REPORT
APRIL 21, 2026

Nicole Dale, Director of Administration & HR

Human Resources

- Assisted with staff personnel problems & concerns
- Completed monthly IMRF and BLS reporting
- Working with staff to respond to FOIA requests timely: 8 requests since last meeting
- New COBRA Vendor: Working with Stumm Insurance to update our COBRA vendor from TASC to Employee Benefits Corporation. Stumm will cover the cost if we move to their preferred vendor.
- Lester Caramba hosted a Paycom Supervisor Training to cover the following topics: personnel action forms, view employees, talent acquisition, time management and report center.
- Attended An HR Roundtable hosted by the DPPD Chamber: What if the Real Retention Problem is a Conversation Problem?
- Completed new full-time hire orientation with Francisco Ramirez, Landscape I, Timothy Sears, Facility Maintenance I; and Rick Carlson, Accounts Receivable Associate.
- Posted updated employment posters at each facility.
- Provided supervisors with information and instructions regarding annual performance reviews for FY 2026.
- Reviewed and updated Administrative Procedures and the Employee Manual
- Distinguished Agency – worked with Liz on finalizing documentation and prepared for the on-site visit. Participated in the on-site tour with the Joint Commission.
- Completed the 2025 PDRMA Payroll Audit for Workers' Compensation and Employment Practices Coverage

Recruitment & Hiring

- Recruiting for Mechanic I – we are continuing to interview candidates
- Hired Rick Carlson as Accounts Receivable Associate (previously part time Front Desk Associate at Golf Center)
- Hired Tim Sears as Facility Maintenance I (previously part time Front Desk Associate at Golf Center)

Risk Management

- Attended the Risk Management Meeting
- Lester inventoried, re-stocked, and redistributed the Orange Emergency Crisis Boxes at each facility.
- Reviewed and updated the Safety Manual and Crisis Manual

Liz Vinakos, Superintendent of Administration

General

- Policy, procedure, and documentation review for annual updates underway.

Risk Management & Safety (as Safety Coordinator)

- PDRMA SMART goal setting is currently underway.
- Continuously review and maintain all COIs and Park District agreements. '
- Conducted walkthroughs of sites and reviewed first aid and safety equipment.

Inclusion Update (as ADA Coordinator)

- Currently developing internal staff interested in the field of inclusion to be able to act as backup and support for participants needing inclusion specialists. Training will begin once a group of staff have been identified. These individuals will not be M-NASR staff, but will be reporting into the Park District. Currently interested staff should please notify their supervisors.

- Progress continues on the committee with member agencies and M-NASR on updating the inclusion handbook and procedures.
- Inclusion requests for summer camp have been received and are underway for processing.
- Inclusion training has been scheduled for the summer staff, including camp directors. Presentations and topics currently being finalized.
- Responded to resident requests for ADA information and accommodations.
- Provided community feedback to team for upcoming projects.

Inclusion Statistics-March 2026

Participants Utilizing Inclusion Assistants	12
Program Sessions Worked by Inclusion Assistants	55
Total Inclusion Assistants	4

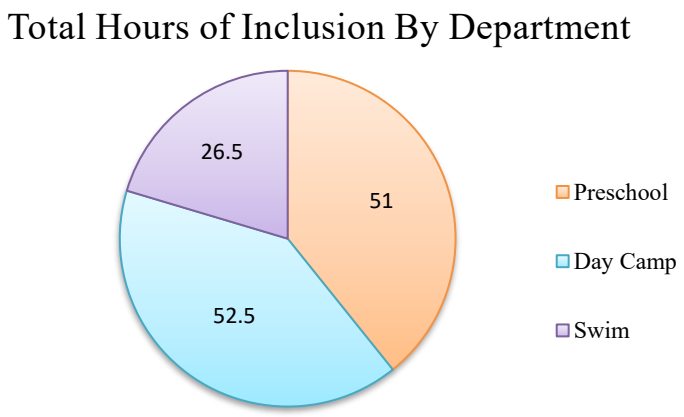

Committees

- The Safety Committee reconvened with new members and will begin goal setting and reviewing grant opportunities.
- The Green Team (Environmental Committee) has met with its new members for 2026 and are reviewing the environmental plan and strategic plans in order to update our progress on initiatives so far. Goals for the next year's projects will then be outlined.

Scholarship application update

- The Dual Agency Scholarship program for 2026 opened on January 2nd, 2026. To date $19,700 has been awarded from the Des Plaines Park District fund and $29,600 from the Friends of the Parks fund. A total of 57 households have applied for a scholarship in 2026.

Scholarship	Calendar Year Budget	Amount Awarded	Amount Redeemed
Des Plaines Park District	$21,600.00	$19,700.00	$6,724.00
DP Friends of the Parks	$28,000.00	$29,600.00	$12,424.00

Agenda Item 8

Unfinished Business

Agenda Item 9

New Business

- **Approval of Ordinance #26-03_FY26/27 Tentative Budget & Appropriation**
- **Approval of the Revisions for the Employee Manual**
- **Approval of the Revisions for the Safety Manual**
- **Approval of the Revisions for the Crisis Management Manual**
- **Approval of PLCC/PLAC Custodial Services Bid Award**
- **Approval of Exchange of Services Agreement between Mt Prospect Park District and Des Plaines Park District**

Agenda Item 9 – A
Action requested

DATE: April 21, 2026

TO: Board of Commissioners

FROM: Annette Curtis, Director of Business

SUBJECT: **FY2026/27 Tentative Budget and Appropriation Ordinance #26-03**

Dear Park Board of Commissioners,

I am pleased to present the Des Plaines Tentative FY2026/27 Budget and Appropriation for your review.

As a collaborative effort, based on Long-Range Plans and creative programming, the budget creates a structured plan for revenue generation and expenditure management. It represents the fiscal priorities for the upcoming year, the allocation of resources and the anticipated results. The budget works as a management tool for staff and as an evaluation tool for the Board.

Presented:

- 2026/27 Five Year Capital Plan- Exhibit A
- 2026/27 Tentative Budget by Fund and Category- Exhibit B
- 2025/26 Projected Year End Numbers- Exhibit C
- 2026/27 Tentative Budget and Appropriation Ordinance- Exhibit D
- Statement of Estimated Revenues for Fiscal Year Ending April 30, 2027- Exhibit E

At this time, I ask the Park Board of Commissioners to make the following motion:

"I move that the Board of Commissioners approve Ordinance 26-03, the TENTATIVE BUDGET AND APPROPRIATION FOR THE DES PLAINES PARK DISTRICT FOR THE FISCAL YEAR BEGINNING MAY 1, 2026 AND ENDING APRIL 30, 2027."

"I move that the Board of Commissioners approve, the CAPITAL PLAN FOR THE DES PLAINES PARK DISTRICT FOR THE FISCAL YEAR BEGINNING MAY 1, 2026 AND ENDING APRIL 30, 2027".

Des Plaines Park District
Annual Budget
May 1, 2026 – April 30, 2027

Des Plaines Park District Mission:
ENHANCING OUT COMMUNITY BY PROVIDING QUALITY RECREATIONAL OPPORTUNITIES, FACILITIES, PARKS AND OPEN SPACE

Introduction

This document reflects the Des Plaines Park District's comprehensive finance plan to responsibly use community resources, to support the District's dedication to maintaining vibrant parks and facilities, while providing access to affordable and engaging programs.

Budget Process

Budgeting begins with the development of planning efforts such as master, strategic and capital improvement plans (Long-Range Plans) which then drive budget development. Detailed budgeting for program and operational budgets begins in December, this includes a review of the current year's activities for year end projections. Departments meet individually, with Marketing and IT to develop their budgets utilizing the Long-Range Plans as a guide. Preparation of the operating budget and the 5-year Capital Improvement Plan (CIP) run concurrently during the budget process.

With supervisor approval, staff enter their budgets into the financial software. Department budget meetings are held throughout February with the business office staff. The Tentative Budget is then presented to the Executive Director for review and edits. The Tentative Budget is then presented to the Board of Commissioners at the April meeting.

Budget and Appropriation Ordinance

The District is required to approve and adopt the annual Budget and Appropriation Ordinance before or within the first quarter of the fiscal year, with a deadline of July 31, 2026. The initial budget presentation takes place at the April 2026 Board of Commissioners meeting, after which the Budget and Appropriation Ordinance is available for public inspection at the Administrative and Leisure Center, 2222 Birch Street, Des Plaines, Illinois and on the District's website www.dpparks.org. A Public Hearing is held prior to the June 16, 2026 Board meeting, followed by final approval at the meeting. Once approved, a certified copy of the Budget and Appropriation Ordinance, along an estimate of the revenue the District anticipates receiving during the fiscal year, will be filed with the Cook County Clerk's Office.

The budget is an operational plan estimating the revenues and expenditures for the fiscal year. The Appropriation Ordinance serves as an upper limit or the maximum amount that could be spent if sufficient funds are available. In the drafting of the ordinance, all anticipated expenditures should be included.

Balanced Budget

Annually the District aims to adopt a balanced operating budget, in which operating expenditures are less than revenue. After meeting its fund balance requirements, accumulated surpluses from operations may be used to fund capital improvements. A budget reflecting a deficit, in which expenditures exceed revenue results only from discretionary spending approved by the Board of Commissioners for capital improvements or fund balance reduction.

Financial Control

Staff have view-only access to the financial system and receive monthly revenue and expenditure reports with monthly and year to date activity compared to budget and prior year. This enables staff to monitor budget performance and to make changes and act promptly. The Board of Commissioners receives similar monthly revenue and expenditures reports in summary, along with cash balance by fund, detailed investment, property tax and replacement tax reports, and operational reports for Enterprise Funds.

To ensure accountability to residents, the District presents its Annual Comprehensive Financial Report in conformity with the generally accepted accounting principles (GAAP). The Board hires a qualified Certified Public Accounting firm, with extensive experience in governmental auditing and reporting standards to provide annual audit services, assist with report preparation and compliance with report submittal to the County and State. The report is presented for approval by the audit firm at September's board meeting.

Long-Range Plans

The Comprehensive Master Plan, with a 10-year look out, is a planning tool that provides a guideline for future park development. This plan is periodically updated to reflect changes within the District, the current plan was last revised in 2019.

The District's 2019-2024 Strategic Plan, which ties into the Comprehensive Master Plan, was updated, as the majority of the initiatives have been accomplished. See 2019-2024 Community Report for a complete summary. The 2025-2030 Strategic Plan outlines a clear vision for growth over the next 5 years. Strategic goals defined in the plan:

1. Effective Organizational Leadership
2. Maximize & Expand Recreational Opportunities
3. Increase Park District Visibility & Outreach to the Community
4. Minimize Reliance on Taxes
5. Culture of Belonging
6. Plan for Changes in Technology
7. Strong Risk Management within the Park District
8. Environmental & Sustainable Practices

During the department planning part of the budget process, staff began outlining and budgeting both revenue generation and related expenditure, working towards completion of the Long Range Plans.
During the budget process, the capital projects are identified and included in the District's 5-year Capital Plan (Exhibit A), which is approved annually. Throughout the fiscal year, budgeted

projects are evaluated to determine if the project needs to be completed within the fiscal year. This prioritization ensures staff can successfully complete necessary projects while planning for future initiatives. If a project is not completed within the fiscal year, it may be included in the following year's budget.

Financial Policy

A series of financial policies and procedures outline processes for financial planning, internal control, and financial reporting.

Fund Balance Policy
The objective of this policy is to document controls and define benchmarks related to the preservation and maintenance of healthy fund balances within the District's funds.

Investment Policy
It is the policy of the District to invest public funds in a manner which will provide maximum security of principal and a high investment return. All while meeting the daily cash flow demands of the entity and conforming to all state and local statutes governing the investment of public funds.

Revenue and Cash Management Policy
It is the responsibility of the District to offer comprehensive recreation programs and facilities to meet the needs of the residents of the community. The continued demand to provide new and expanded recreation opportunities, while addressing the increasing costs of operation, and limited availability of public funds, requires the adoption of a sound and consistent policy that guides the development and generation of supplementary revenues to tax dollars.

Capital Asset Policy
The purpose of the capital asset policy is to provide control and accountability over capital assts, including detailed inventory, maintenance planning, replacement schedules and clear capitalization thresholds.

Purchase Policy
The intent of this policy is to safeguard District's assets. This policy defines which staff have the authority to purchase goods and services on behalf of the district, spending limits, and approval process.

Fund Financial Statements

Financial transactions of the District are reported utilizing Fund Accounting. A fund is a grouping of accounts used to maintain control over resources that have been segregated for specific activities or objectives. Funds are categorized as either Government or Enterprise. Government Funds are supported by property tax and operational revenue. Enterprise Funds are not supported by property tax and rely solely on operational revenue to offset expenses. Mystic Waters Aquatic Center, Lake Park: Golf Course, Marina and Lakeview Center, Mountain View Adventure Center and Golf Center Des Plaines are Enterprise Funds.

Budget Analysis

Budget Highlights

FY 2026/2027 is the initial budget year for the updated Strategic Plan. New programs were introduced while other programs were retired as programing shifts to align with the goals outlined in the plan. Capital needs across the district continue to be a large portion of the overall budget.

The FY 2026/27 tentative budget is presented in four different formats:

- By individual fund
- By operations
- By category or function
- Summarized by fund and category

In addition, the 5-year Capital plan (Exhibit A) is included for review.

FY2026/27 Budget by Individual Fund

The FY2026/27 tentative budget reflects total revenue and other financing sources of $28,204,580 and expenditures and other financing uses of $32,210,978. The annual budget serves as the tool used to manage day-to-day operations and to ensure fiscal accountability; whereas, the appropriation represents the legal limit on spending, see Exhibit D. The FY2026/27 Tentative Appropriation totals $35,508,818. The chart below presents a summary, by individual fund, of the FY2026/27 tentative budget for revenues, expenditures, other financing sources and uses, and the related net surplus (deficit) for each fund.

Fund	Revenues and Other Financing Sources	Expenditures and Other Financing Uses	Surplus/ (Deficit)
Corporate	6,554,650	$ 6,554,650	$ -
Recreation	6,214,938	6,435,752	(220,814)
Audit	22,600	37,700	(15,100)
Tort Immunity	318,612	375,567	(56,955)
Special Recreation	959,000	1,631,720	(672,720)
IMRF	421,675	370,000	51,675
Social Security	688,045	618,230	69,815
Musem	129,000	123,000	6,000
GO Bond	2,113,107	2,058,021	55,086
Capital	3,967,053	5,775,800	(1,808,747)
Mystic Waters	1,889,600	2,846,069	(956,469)
Lake Park	819,350	1,390,565	(571,215)
Mt. View	378,200	411,176	(32,976)
Golf Center	3,728,750	3,582,728	146,022
Total	**$ 28,204,580**	**$ 32,210,978**	**$ (4,006,398)**

As the table above shows, FY2026/27 reflects a budgeted deficit of $4,006,398.

Government funds are supported through property tax levy dollars. Once allocated those dollars must be used for the intended purpose. Each year during the tax levy process, the district reviews fund balance levels and budgets in all funds, especially those funds subject to the Tax Cap Law, to identify if tax levy adjustments are appropriate. The deficit budget in the Audit, and Tort

Immunity funds reflects the planned reduction in accumulated fund balance adjusted through the Levy process.

The deficit budget in the Recreation fund, is the result of a transfer to Mystic Waters for capital maintenance support.

In 2019, the District purchased the Good Shepard Church at Lake Park, with the intention of utilizing the building for revenue generation. With the opening of Lakeview Center, park maintenance expenditures, and capital improvements previously reported in the Corporate and Capital funds respectively (Government funds) were moved to the Lake Park Fund (Enterprise fund). The result, operational revenue from the golf course, and Lakeview Center are used to offset expenditures previously supported by tax dollars. This transition is still in process, and reflected in the use of reserves for park maintenance.

The deficit budget in the Capital Project, Special Recreation, Mt. View and Mystic Waters funds reflects a planned use of accumulated reserves for **capital improvements**, supporting the District's goal of providing the community with top-notch parks and facilities. As the table below presents, the Enterprise Funds are self-supportive for operations, each reflecting a surplus balance for FY2026/27.

Fund	Revenues and Other Financing Source s	Expenditures and Othe r Financing Uses	Surplus/ (Deficit)
Mystic Waters	1,389,600	1,255,469	134,131
Lake Park	819,350	817,815	1,535
Mt. View	378,200	302,676	75,524
Golf Center	3,728,750	1,989,728	1,739,022
Total	**$ 6,315,900**	**$ 4,365,688**	**$ 1,950,212**

without capital expenditures and transfers

FY2026/27 Budget by Operations

The chart below, first presents operational income (loss) followed by capital expenditures, and other financing sources (transfers and bond proceeds) and other financing uses (transfers).

	FY2025/26 Budge t	FY2025/26 Projecte d YE	FY2026/27 Budge t	% Budge t Inc (Decr) Over Prior Ye ar
Operational				
Revenues-excluding Alternative Revenue	$ 23,478,871	$ 22,793,921	$ 23,790,695	1.3%
Expenditures - excluding capital	18,939,220	16,378,160	19,425,443	2.6%
Net income (loss) prior to capital and other financing	**4,539,651**	**6,415,761**	**4,365,252**	-3.842%
Capital Expenditures	10,273,162	4,504,698	9,326,650	-9.2%
Net income (loss) prior to other financing	(5,733,511)	1,911,063	(4,961,398)	-13.5%
Alternative Revenue	-		-	0.0%
Other Financing Sources	3,620,616	3,660,376	4,413,885	21.9%
Other Financing Uses	2,725,334	3,660,376	3,458,885	26.9%
Net Other Financing Sources (Uses)	895,282	-	955,000	6.7%
Net Surplus (Loss)	$ (4,838,229)	$ 1,911,063	$ (4,006,398)	-17.2%

The FY2026/27 tentative operational budgeted net income is $**4,365,252**. Demonstrating that the District is not deficit budgeting for its ongoing operations and commitments. Rather the planned use of reserves and capital expenditures create the deficit budget.

FY 2025/26 Projected Year End

FY2025/26 was budgeted to have a net deficit (bottom line), of $4,838,229 as all possible expenditures were included in the budget, see page 5 and Exhibit B. Based on staff's evaluation of operations and capital, FY2025/26 projected net surplus is $1,911,063. This is the direct result of expenditure management. Throughout the year, staff adjusted spending based on participation numbers and reviewed capital projects, then made necessary adjustments resulting in a projected net surplus of $1,911,063 for FY2025/26. Staff anticipates a similar result for FY2026/27. See Exhibit C for addition projected year end FY2025/26 information.

FY2026/27 Budget by Category

The chart below provides a visual display of the FY2026/27 budgets for revenues by category. Property tax revenue represents 41.5% and operations represents 58.5% of overall revenue. Commonly in the industry, the ratio between property taxes and operational revenue for park districts is at best 50/50. The District works to maintain a ratio of 40% property tax to 60% operational revenue. Ensuring the District remains 5% or less of the homeowner's tax bill. Other financing sources and uses include proceeds from debt issuance and the use of accumulated reserves in the Corporate and Recreation Funds via inter-fund transfers.

FY 2026/2027
REVENUES AND OTHER FINANCING SOURCES

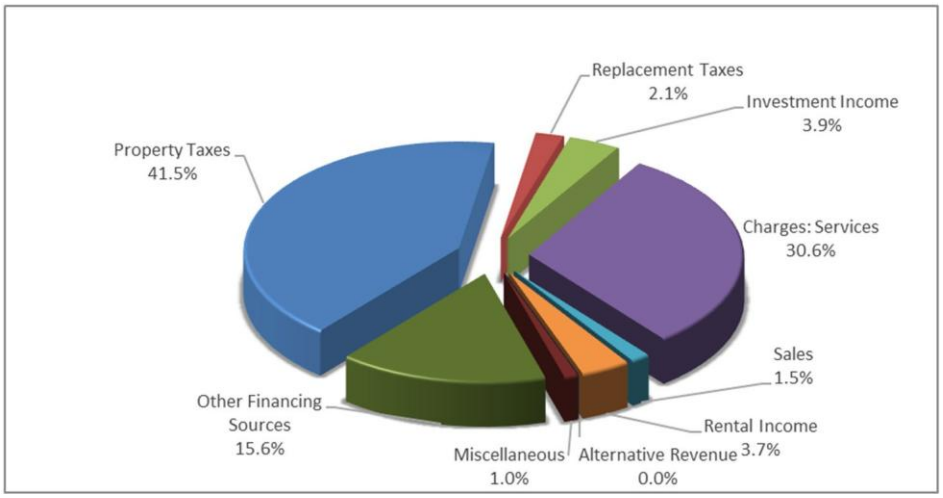

The *FY2026/27 Tentative Budget - by Fund and Category* (Exhibit B) spreadsheet is attached and provides further details on revenues, expenditures and net income (loss) for each fund.

Revenues by Category

A total of $28,204,580 in revenue and other financing sources is tentatively budgeted for FY2026/27. With strong participation, the introduction of new programs and recreational opportunities ***Charges for Services***, and ***Sales***, remain 32.1% of the total budget. ***Rental Income*** has a modest budget increase of 10.4%, as the Shoreline Room grows in popularity.

	FY2025/26 Final Budget	FY2025/26 Projected Year-End	FY2026/27 Tentative Budget	% Inc (Decr) Over Prior Year	% of Total Budget
Property Taxes	$ 11,161,856	$ 11,379,000	$ 11,713,107	4.9%	41.5%
Replacement Taxes	600,000	594,000	600,000	0.0%	2.1%
Investment Income	1,047,287	1,106,600	1,104,600	5.5%	3.9%
Charges for Services	8,652,986	8,087,688	8,624,618	-0.3%	30.6%
Sales	838,325	419,697	411,825	-50.9%	1.5%
Rental Income	947,617	983,678	1,046,345	10.4%	3.7%
Alternative Revenue	-	-	-	0.0%	0.0%
Miscellaneous	230,800	223,258	290,200	25.7%	1.0%
Other Financing Sources	3,620,616	3,660,376	4,413,885	21.9%	15.6%
Grand Total - All Funds	**$ 27,099,487**	**$ 26,454,297**	**$ 28,204,580**	**4.1%**	**100.0%**

Property tax revenue is budgeted to provide 41.5% of total revenue for FY2026/27. Growth in property tax revenue is restricted to the lesser of 5% or the growth in the CPI, plus additions to the tax base from new property and reclaimed property from TIF districts. Understanding the impact on homeowners, the District took an extremely conservative approach, keeping the annual levy requested at 1% instead of the allowable 2.9% for 2025.

Replacement taxes represent 2.1% of total revenue budgeted for FY2026/27, remaining consistent with the prior year. The Illinois.gov website states, “Personal Property Replacement Tax was imposed as of July 1, 1979, and replaces money lost by local governments when their power to impose personal property taxes was taken away. Replacement tax is collected from corporations, partnerships, and other business entities by the State and paid to local governments”.

Investment Income reflects an increase of 5.5%, as funds available for investment offset decreasing interest rates. The District saw interest rates decrease on its money market accounts from 4.48% to 3.775% and on its one-year certificates of deposit from 4.40% to 3.9%.

Alternative Revenue consists of grant awards for capital projects. After receiving over $14,500,000 in grants from 2019-2024 the District has not been awarded a grant for FY2026/27. However, staff continue to search for grants and public private opportunities that align with the District’s needs.

Miscellaneous income primarily consists of Impact Fees, which are paid by the City for property development within the District’s boundaries. Impact Fees are a method of assessing a one-time fee that is used to help pay for District infrastructure that is required for the new development. FY2026/27 budget includes Impact Fees associated with development in downtown Des Plaines.

Other Financing Sources consist of bond proceeds, capital transfers and reimbursement for administrative overhead: Enterprise funds to IMRF, Social Security and Tort Immunity funds. Planning for FY2026/2027 includes the issuance of $955,000 General Obligation Limited Tax Park Bonds Series 2027, for capital improvements.

Included in Other Financing Sources are transfers of accumulated reserves from Corporate ($977,053) and Recreation ($700,000) funds to the Capital Projects fund for capital improvements; a transfer from Corporate ($42,000) to Recreation to support the Senior Center contribution; a transfer from Recreation ($500,000) to Mystic to support capital maintenance and ($1,000,000) in the Golf Center's repayment of its debt liability to the Capital Projects fund.

Expenditures by Category

The FY2026/27 tentative budget for expenditures and other financing uses totals $32,210,978, which represents a slight increase of 0.9% from FY2025/26 budget.

Expe nditure by Type	FY2025/26 Final Budget	FY2025/26 Projected Year-End	FY2026/27 Te ntative Budget	% Inc (Decr) Over Prior Year	% of Total Budget
Wages & Benefits	$ 9,748,174	$ 8,700,751	$ 9,913,692	1.7%	30.8%
Supplies	2,470,083	$ 2,191,940	2,442,194	-1.1%	7.6%
Contractual Services	2,916,592	$ 2,604,483	3,123,521	7.1%	9.7%
Utilities	1,096,605	$ 1,132,471	1,215,255	10.8%	3.8%
Capital Projects	10,273,162	$ 4,504,698	9,326,650	-9.2%	29.0%
Misc. Expenditure	529,455	$ 443,884	490,940	-7.3%	1.5%
Debt Service	2,178,311	$ 1,304,131	2,239,841	2.8%	7.0%
Other Financing Uses	2,725,334	$ 3,660,376	3,458,885	26.9%	10.7%
Grand Total - All Funds	**$ 31,937,716**	**$ 24,542,734**	**$ 32,210,978**	**0.9%**	**100.0%**

The chart below provides a visual comparison by category of budgeted expenditures proposed for FY2026/27. Overall the District is budgeting for modest increases in many of the operational expense categories.

FY 2026/2027
EXPENDITURE AND OTHER FINANCING SOURCES

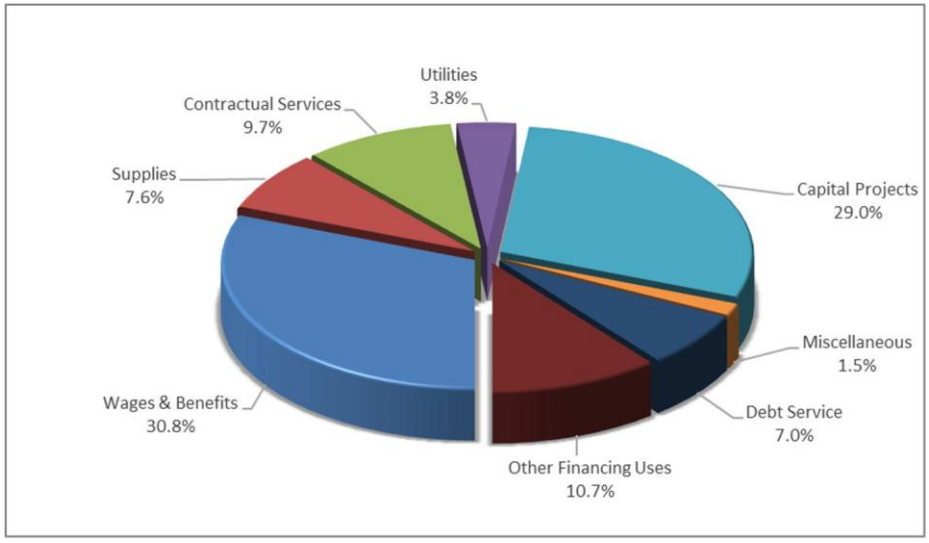

Wages and Benefits comprise 30.8% of the total FY2026/27 budget. As a service-based industry, it is not surprising that Wages and Benefits represent a large portion of the District's budget. By comparison wages and benefits for other government agencies such as schools or municipalities range from 70-80% or 55-65% respectively of their budgets. The category of *Wages and Benefits*

include employee wages; along with costs for group employee insurance; employer FICA and Medicare taxes; IMRF, and unemployment.

Category		FY2026/27 Budget	% of Total Budget
Full Time Staff	$	4,043,645	12.6%
Part-time Staff		3,988,974	12.4%
Overtime		103,615	0.3%
FICA		618,230	1.9%
IMRF		270,000	0.8%
Insurance		869,228	2.7%
Unemployment		20,000	0.1%
Total Wages and Benefits	$	9,913,692	30.8%

For full-time employees the FY2026/27 budget reflects approval of a 4% merit pool increase and quartile adjustments of up to 0.5% or .25% in the 1st and 2nd quartile. This year's renewal cycle for employee group insurance benefits reflects a low 5.9% or estimated $33,000 increase for similar coverage levels.

For calendar year 2026, the District's IMRF rate decreased to **5.13%** as compared to its rate of 7.07% the previous year. Continuing this year's additional contribution of $100,000, may help lower future contribution rates but this depends on stock market rates as IMRF investments greatly depend on the market. At this printing the District has not been notified of the preliminary rate for calendar year 2027.

For part-time and seasonal employees, the FY2026/27 budget reflects approval of a 3% merit increase of the updated wage scale, adjusted for minimum wage. The 2019 Illinois Minimum Wage plan culminated on January 1, 2025 at $15 per hour.

Providing dependability and leadership, returning seasonal staff play an important role in the overall operations, both aquatics and camp strive to have at least 50% return rate.

Supplies the net impact, a decrease of 1.1% is the result of costs shifting from one area to another. As programs change, as operations increase or decrease there is a balance, which can result in a net impact of zero. Overall staff is very aware of supply costs and budgets to ensure a quality product without over spending.

Contractual Services include a variety of expenditures such as property insurance, equipment and maintenance, independent contractors for programs and contractual labor. All of which support the District's goal of quality parks and programs. With staff oversight and direction, independent contractors provide a consistent work force during the busy season and provide flexibility during the off-season. An overall increase of 7.1% is anticipated.

Utilities include electric, gas, refuse/recycle, water, phone, and internet. In addition to the increased cost of energy, water and refuse, the increase of 10.8% reflects the impact due to greater utilization of facilities and parks.

Miscellaneous includes memberships to industry organizations such as Illinois Association of Park Districts, which provide necessary staff training, to the Gen Center contribution ($42,000)

and program assistance ($28,000). Budget versus actual expenditures were evaluated, unnecessary items were removed for the FY2026/27 budget resulting in a 7.3% decrease.

Debt Service expenditures which represent 7% of the overall budget are based upon the retirement schedules for the Series 2018B G.O. (General Obligation) Limited Tax bonds, 2018C Alternate Revenue Source bonds, 2021A G.O. Limited Tax bonds and Series 2026 G.O. Limited Tax bonds; along with associated costs for continuing disclosure requirements on these issues. To limit the impact on homeowners and to create flexibility for capital, bond issuances have been kept to under 10 years. In 2026, 2018B will be retired, followed by 2021A in 2027.

Other Financing Uses includes inter-fund transfers for capital improvements; enterprise fund overhead reimbursements to the IMRF, Social Security, and Tort Immunity funds; and transfers from the Corporate fund to the Recreation fund for program support.

Capital Projects with the successful completion of the Prairie Lakes Fitness Center renovation, the District is shifting its focus to building upgrades at the Admiration and Leisure Center (ALC), slide and mechanical maintenance at Mystic, and needed renovation that will create space and operational efficiencies at the Oakwood Maintenance facility. With the addition of scheduled maintenance and replacement, capital reflects 29% of budgeted expenditures for FY2026/27. Due to time constraints some projects were not completed in FY2025/26 and have been included in the FY2026/27 Budget. The following is a short list of the more significant capital projects included in the FY2026/27 Budget.

The *5-Year Capital FY2026/2027* (Exhibit A) spreadsheet is attached and provides further details of capital projects across the District.

Capital Project	FY2026/27 Budget
ALC - building and mechanical	1,175,000
DP Manor Park	285,000
Equipment Replacement	225,000
Lake Park Club House-multiple	290,000
Mystic Waters- Water Slides & pool liner	1,168,000
Mystic Waters- mechanical	165,000
Northshire Park	220,000
Oakwood Maintenance Center-multiple	1,406,000
Potowatami Park Gazebo	55,000
West Park Playground	900,500
Vehicle Replacement	255,000

Attached are the Projected Year-End numbers for FY205/26 (Exhibit C), the surplus of $1,911,063 increases the District's fund balances to $33,283,505. The chart below, indicates where each fund (excluding Capital and Debt Service) stand relative to the Fund Balance Policy. The District's Fund Balance Policy calculates the percentage of Projected Fund Balances for FY2025/26 to budgeted expenditures for FY2026/27. The goal is to have each Fund within the District maintain a balance of greater than 35% of the budgeted year expenditure. If a fund balance is between 25%-35% the status will be yellow, under 25% the status is red. The Fund Balance policy provides direction for addressing the balances.

Fund	(A) Projected Fund Balance 04/30/26	(B) Budgeted Expenditures 04/30/27	(A)/(B) Policy %	Status
Corporate	$ 7,727,489	$ 6,554,650	118%	
Recreation	6,746,876	$ 6,435,752	105%	
Audit	27,296	37,700	72%	
Tort Immunity	620,311	375,567	165%	
Special Recreation	1,136,869	1,631,720	70%	
IMRF	1,005,198	370,000	272%	
Social Security	563,084	618,230	91%	
Musem	125,250	123,000	102%	
Mystic Waters	499,541	2,846,069	18%	
Lake Park	322,956	1,390,565	23%	
Mt. View	741,850	411,176	180%	
Golf Center	6,063,280	3,582,728	169%	

As the table above shows, Mystic Waters and Lake Park fund balances are outside of the Green Category (Greater than 35%).

Not surprisingly, the capital needs for maintaining Mystic Waters continue to increase and outpace annual revenue. During the year, operations and spending at Mystic Waters will be monitored, and staff will make any necessary adjustments to maximize net income. Because this issue was identified during the previous budget cycles, the FY2026/27 budget includes a transfer from Recreation to Mystic ($500,000), it is anticipated that a similar transfer will be made in future budgets.

Park maintenance and capital expenditures shifted from Corporate and Capital Funds to Lake Park, are impacting the overall fund balance. As operations continue to grow at Lakeview Center and the golf course, staff anticipate a shift in the overall fund balance.

Economic Outlook

The District's outlook is extremely favorable, contributing factors include:

- As implementation of the Long-Range Plans proceeds, the District anticipates increased participation in programs, at facilities, and throughout the parks.
- Over the next few years, the District's two General Obligations Limited Tax Bonds issued in 2018 and 2021 will be retired. Each retirement provides future flexibility for capital initiatives without long-term debt obligations.
- Located in a mature community, the District has a strong property tax base, comprised of residential, as well as substantial commercial and industrial development. The City's efforts to attract new and retain existing businesses provides property tax growth within the District.

Public View

The 2026/27 Tentative Budget Handbook will be open for public review following tonight's meeting: on the District's Website www.dpparks.org and during office hours at the Administration and Leisure Center. It will remain open until final approval at the June 2026 Board meeting.

Attachments:
2026/27 Five Year Capital Plan- Exhibit A
2026/27 Tentative Budget by Fund and Category- Exhibit B
2025/26 Projected Year End Numbers- Exhibit C
2026/27 Tentative Budget and Appropriation Ordinance- Exhibit D
Statement of Estimated Revenues for Fiscal Year Ending April 30, 2027- Exhibit E

Exhibit A

Des Plaines Park District
Five Year Capital Plan

Printed supplementary to Park Board and web site due to size

Exhibit B

DES PLAINES PARK DISTRICT
Fiscal Year 2026/27
Tentative Budget

Printed supplementary to Park Board and web site due to size

Des Plaines Park District
Projected Year-End Numbers

Exhibit C

	Fund Balance 04/30/25	Actual Cash Balance 03/31/26	(A) Projected Fund Balance 04/30/24	Projected Gain/(Loss) 04/30/26	Budgeted Gain/(Loss) 04/30/27	(B) Budgeted Expenditures 04/30/27	(A)/(B) Policy %
Corporate	$ 6,764,710	6,357,988	7,727,489	962,779	-	$ 6,554,650	118%
Recreation	$ 6,413,359	6,852,238	6,746,876	333,517	(220,814)	$ 6,435,752	105%
Audit	$ 37,511	19,707	27,296	(10,215)	(15,100)	$ 37,700	72%
Tort Immunity	$ 592,153	462,470	620,311	28,158	(56,955)	$ 375,567	165%
Special Recreation	$ 1,067,927	895,382	1,136,869	68,942	(672,720)	$ 1,631,720	70%
IMRF	$ 976,700	834,548	1,005,198	28,498	51,675	$ 370,000	272%
Social Security	$ 443,770	264,292	563,084	119,314	69,815	$ 618,230	91%
Museum	$ 108,250	88,953	125,250	17,000	6,000	$ 123,000	102%
Mystic	$ 525,697	657,153	499,541	(26,156)	(956,469)	$ 2,846,069	18%
Lake Park	$ 406,328	374,028	322,956	(83,372)	(571,215)	$ 1,390,565	23%
Mt. View	$ 711,190	816,030	741,850	30,660	(32,976)	$ 411,176	180%
Golf Center	$ 5,772,144	6,189,289	6,063,280	291,136	146,022	$ 3,582,728	169%
Totals	**$ 23,819,739**	**23,812,078**	**25,580,000**	**1,760,261**	**(2,252,737)**	**24,377,157**	

Exhibit D

ORDINANCE 26-03

TENTATIVE BUDGET AND APPROPRIATION

DES PLAINES PARK DISTRICT

AN ORDINANCE ADOPTING A TENTATIVE BUDGET AND APPROPRIATION OF SUCH SUMS OF MONEY AS MAY BE DEEMED NECESSARY TO DEFRAY ALL NECESSARY EXPENSES AND LIABILITIES FOR THE GENERAL CORPORATE FUND PURPOSES, FOR THE RECREATION FUND, FOR THE AUDIT FUND, FOR THE TORT IMMUNITY FUND, FOR THE SPECIAL RECREATION FUND, FOR THE ILLINOIS MUNICIPAL RETIREMENT FUND, FOR THE SOCIAL SECURITY FUND, FOR THE MUSEUM FUND, FOR THE DEBT SERVICE FUND, FOR THE CAPITAL IMPROVEMENT FUND, FOR THE MYSTIC WATERS AQUATIC FUND, FOR THE LAKE PARK FUND, FOR THE MT. VIEW FUND, FOR THE GOLF CENTER DES PLAINES FUND, OF THE DES PLAINES PARK DISTRICT, COOK COUNTY, ILLINOIS, FOR THE FISCAL YEAR BEGINNING MAY 1, 2026 AND ENDING APRIL 30, 2027.

BE IT ORDAINED by the Board of Commissioners of the Des Plaines Park District, Cook County, Illinois, as follows:

SECTION 1: That the following, under the column entitled “Budget” in the total amount of Thirty Two Million, Two Hundred Ten Thousand, and Nine Hundred Seventy Eight Dollars, ($32,210,978) is the Annual Budget for the Des Plaines Park District for the fiscal year beginning May 1, 2026 and ending April 30, 2027.

SECTION 2: That the following sums of money, under the column entitled “Appropriation”, in the total amount of Thirty Five Million, Five Hundred Eight Thousand, Eight Hundred and Eighteen Dollars, ($35,508,818) or as much thereof as may be authorized by law, be and the same are, hereby appropriated for the General Corporate Fund purposes, for the Recreation Fund, for the Audit Fund, for the Tort Immunity Fund, for the Handicapped Fund, for the Illinois Municipal Retirement Fund, for the Social Security Fund, for the Museum Fund, for the Debt Service Fund, for the Capital Improvement Fund, for the Mystic Waters Aquatic Fund, for the Lake Park Fund, for the Mt. View Fund, for the Golf Center Des Plaines Fund, of the Des Plaines Park District, as hereinafter specified, for the fiscal year beginning May 1, 2026 and ending April 30, 2027.

SECTION 3: As part of the Annual Budget, it is stated;

(a) That the cash on hand at the beginning of the fiscal year is estimated to be $23,812,078.

(b) That the estimated cash expected to be received during the fiscal year, from all sources, is $28,204,508.

(c) That the estimated expenditures contemplated for the fiscal year are $32,210,978.

(d) That the cash expected to be on hand at the end of the fiscal year is $19,805,608 and

(e) That the estimated amount of real estate taxes to be received during the fiscal year is $11,713,107.

SECTION 4: That all unexpended balances of any item or items of general appropriations made in this Ordinance be expended in making up any insufficiency of any like appropriations made by this Ordinance.

SECTION 5: That all miscellaneous receipts from all sources not herein expressly appropriated or reserved, shall be available to pay appropriations herein provided for, not payable out of special funds herein appropriated.

SECTION 6: That all unexpended balances from annual appropriations of previous years are hereby re-appropriated.

SECTION 7: That this Ordinance shall be in full force and effect from and after its passage, approval, and publication according to law.

PASSED:

APPROVED:

AYES:

NAYS:

ABSENT:

ATTEST: _____

Donald J. Miletic, Secretary

DES PLAINES PARK DISTRICT
2026-2027 TENTATIVE BUDGET AND APPROPRIATION

Exhibit D

GL NUMBER	DESCRIPTION	2026-27 TENTATIVE BUDGET	2026-27 TENTATIVE APPROPRIATION	2026-27 TENTATIVE APPROPRIATION
Fund 21 - CORPORATE				
11-10.14-521-003	PUBLICATIONS	$ 85	$ 102	20%
11-10.13-519-014	LEASE-COPIERS	100	120	20%
11-01.09-515-003	AUTO USE	150	180	20%
11-23.25-521-008	SUPPLY-OTHER	150	180	20%
11-06.00-518-004	IAPD SEMINARS	200	240	20%
11-10.12-519-022	PRINTING	200	240	20%
11-10.12-519-056	NEWSPAPER ADS	200	240	20%
11-14.25-530-002	WATER	200	240	20%
11-30.16-515-001	MEDICAL	200	240	20%
11-20.10-530-002	WATER	220	264	20%
11-22.13-519-022	PRINTING	250	300	20%
11-30.20-555-003	NON-POWER TOOLS	250	300	20%
11-31.01-521-013	SUPPLY-PAINT	250	300	20%
11-31.01-590-054	LPE-PADDLE BOATS	250	300	20%
11-31.01-590-060	SPREADERS	250	300	20%
11-01.10-516-004	GOVERNMENT FINANCE OFF ASSOC	300	360	20%
11-10.13-535-014	REPAIR-OFFICE EQUIPMENT	300	360	20%
11-19.03-521-056	ENVIRONMENTAL CONTROL	300	360	20%
11-23.03-515-001	MEDICAL	300	360	20%
11-30.21-521-008	SUPPLY-OTHER	300	360	20%
11-30.21-521-011	SUPPLY-HARDWARE	300	360	20%
11-31.01-590-048	LPE-CUSHMAN CART	300	360	20%
11-31.01-590-053	LPE-MNT-OTHER MOBILE EQUIPMENT	300	360	20%
11-20.04-530-001	ELECTRICITY	350	420	20%
11-20.04-530-002	WATER	350	420	20%
11-20.07-530-001	ELECTRICITY	350	420	20%
11-30.20-555-004	POWER TOOLS	350	420	20%
11-01.11-517-008	OTHER MEMBERSHIPS	360	432	20%
11-14.02-555-002	OTHER EQUIPMENT	400	480	20%
11-22.13-521-008	SUPPLY-OTHER	400	480	20%
11-23.23-555-004	POWER TOOLS	400	480	20%
11-14.03-521-010	SUPPLY-GARBAGE BAGS	450	540	20%
11-08.02-510-003	VISION CARE- PARKS	472	566	20%
11-06.00-518-006	ADMINISTRATIVE EXPENSE	500	600	20%
11-08.05-517-009	MIDWEST INST OF PARK EXECUTIVE	500	600	20%
11-11.03-521-010	SUPPLY-GARBAGE BAGS	500	600	20%
11-20.10-530-001	ELECTRICITY	500	600	20%
11-22.13-555-000	EQUIPMENT	500	600	20%
11-22.15-535-006	REPAIR-PUMPS	500	600	20%
11-23.23-521-012	HAND TOOLS	500	600	20%
11-25.01-501-000	OVERTIME	500	600	20%
11-31.01-590-039	FORKLIFT	500	600	20%
11-31.01-590-055	LPE-PATROL BOAT	500	600	20%
11-31.01-590-057	ROTOTILLERS	500	600	20%

GL NUMBER	DESCRIPTION	BUDGET	APPROPRIATION	APPROPRIATION
11-31.01-590-066	BOBCAT 773 1997	500	600	20%
11-31.01-590-073	COMPRESSOR/ACCESSORIES	500	600	20%
11-31.01-595-003	F250 4X4 P/U W/PLOW 2024 V#32	500	600	20%
11-31.01-595-004	F250 4X4 P/U W/PLOW 2024 V#33	500	600	20%
11-31.01-595-005	F350 4X4 P/U W/PLOW 2019 V#11B	500	600	20%
11-01.11-517-004	ILLINOIS PARK & REC ASSOCIATION	540	648	20%
11-08.02-510-002	LIFE INSURANCE- PARKS	552	662	20%
11-01.09-515-001	MEDICAL	600	720	20%
11-08.03-515-001	MEDICAL	600	720	20%
11-10.12-555-000	EQUIPMENT- BUSINESS	600	720	20%
11-19.03-521-016	SUPPLY-CLEANING	600	720	20%
11-31.01-590-004	CHEVROLET 4X4 P/U 2011(V#4)	600	720	20%
11-31.01-590-005	CHEVROLET PICKUP 2008 (V#5)	600	720	20%
11-31.01-590-007	GMC 4X4 P/U 2005 (#7)	600	720	20%
11-31.01-590-011	CHEVROLET 4X4 P/U 2005 (V#11)	600	720	20%
11-31.01-590-012	FORD 4X4 P/U 2010 (V#12)	600	720	20%
11-31.01-590-016	CHEVY CARGO VAN 1997 (V#16)	600	720	20%
11-31.01-590-019	CHEVROLET 4X4 P/U 2009 (V#19)	600	720	20%
11-31.01-590-023	CHEVROLET 4X4 P/U 2012 (V#23)	600	720	20%
11-31.01-590-025	CHEVROLET 4X4 P/U 2011 (V#25)	600	720	20%
11-31.01-590-030	GMC 3500 SERVICE BODY (V#30)	600	720	20%
11-20.06-521-065	SUPPLY-CONSTRUCTION	650	780	20%
11-30.20-555-002	OTHER EQUIPMENT	650	780	20%
11-11.04-519-007	CONTRACT-PEST CONTROL	700	840	20%
11-14.05-519-007	CONTRACT-PEST CONTROL	700	840	20%
11-10.13-519-000	CONTRACTED SERVICES	720	864	20%
11-07.00-520-002	PRINTING-LEGAL NOTICES	725	870	20%
11-19.03-521-001	CUSTODIAL	750	900	20%
11-23.20-502-000	DOUBLE TIME	750	900	20%
11-30.22-535-012	REPAIR-MAINTENANCE BLDG.	750	900	20%
11-31.01-590-003	FORD DUMP TRUCK 2014 (V#3)	750	900	20%
11-31.01-590-013	CHEVROLET FLATBED 2008 (V#13)	750	900	20%
11-31.01-590-014	FORD DUMP TRUCK 2010 (#14)	750	900	20%
11-31.01-590-017	FORD 4X4 P/U 2017 (V#17)	750	900	20%
11-31.01-590-018	FORD 4X4 DUMP 2017 (V#18)	750	900	20%
11-31.01-590-022	FORD GLAVAL BUS CHAIR LIFT V#22	750	900	20%
11-31.01-590-024	FORD DUMP TRUCK 2010 (V#24)	750	900	20%
11-31.01-590-026	CHEVROLET DUMP TRUCK 2001 (V#26)	750	900	20%
11-31.01-590-027	FORD 4X4 FLAT BED 2017 (V#27)	750	900	20%
11-31.01-590-028	FORD F250 4X4 P/U 2006 (V#28)	750	900	20%
11-31.01-590-059	SPRAYERS	750	900	20%
11-31.01-590-069	FORD TRACTOR W/BUCKET-1988	750	900	20%
11-31.01-590-076	BOBCAT TOOLCAT 2023	750	900	20%
11-31.01-590-077	BOBCAT T770 2025	750	900	20%
11-31.01-590-078	JOHN DEERE 4052R TRACTOR 2024	750	900	20%
11-31.02-595-062	MOWERS/PROPANE	750	900	20%
11-10.08-510-003	VISION CARE- BUSINESS	793	952	20%
11-10.08-510-002	LIFE INSURANCE- BUSINESS	800	960	20%
11-10.09-515-001	MEDICAL	800	960	20%
11-14.03-521-007	SUPPLY-PAPER	800	960	20%
11-30.15-501-000	OVERTIME	800	960	20%

GL NUMBER	DESCRIPTION	BUDGET	APPROPRIATION	APPROPRIATION
11-31.01-590-008	CHEVY SERVICE BODY 2008 (#8)	800	960	20%
11-31.01-590-049	LPE-GOLF CARTS	800	960	20%
11-01.11-517-006	SERVICE CLUBS	850	1,020	20%
11-01.08-510-003	VISION CARE-ADMINISTRATION	880	1,056	20%
11-14.25-530-003	HEAT	900	1,080	20%
11-14.02-535-001	REPAIR-EQUIPMENT	925	1,110	20%
11-11.03-521-008	SUPPLY-OTHER	950	1,140	20%
11-08.04-516-007	TRAINING MISC	1,000	1,200	20%
11-14.25-530-001	ELECTRICITY	1,000	1,200	20%
11-20.10-535-002	REPAIR-FACILITY	1,000	1,200	20%
11-20.13-535-001	REPAIR-EQUIPMENT	1,000	1,200	20%
11-22.13-521-040	BEVERAGE	1,000	1,200	20%
11-23.25-521-011	SUPPLY-HARDWARE	1,000	1,200	20%
11-23.27-521-008	SUPPLY-OTHER	1,000	1,200	20%
11-23.27-555-000	EQUIPMENT	1,000	1,200	20%
11-31.01-590-009	FORD SERVICE BODY 2006 (V#9)	1,000	1,200	20%
11-31.01-590-068	BOBCAT S750 (2011)	1,000	1,200	20%
11-31.01-590-071	ATTACHMENTS	1,000	1,200	20%
11-11.03-521-007	SUPPLY-PAPER	1,100	1,320	20%
11-30.18-519-007	CONTRACT-PEST CONTROL	1,100	1,320	20%
11-30.18-519-050	BURGLAR ALARM	1,100	1,320	20%
11-23.24-519-050	BURGLAR ALARM	1,130	1,356	20%
11-14.25-530-005	TELEPHONE	1,200	1,440	20%
11-01.11-517-007	GOVERNMENT FINANCE OFF ASSOC	1,240	1,488	20%
11-22.16-521-002	SUPPLY - FIRST AID	1,250	1,500	20%
11-01.11-517-005	NATIONAL PARKS & REC ASSOC	1,300	1,560	20%
11-22.09-515-001	MEDICAL	1,400	1,680	20%
11-11.25-530-005	TELEPHONE	1,500	1,800	20%
11-20.11-530-001	ELECTRICITY	1,500	1,800	20%
11-22.11-519-007	CONTRACT-PEST CONTROL	1,500	1,800	20%
11-22.16-521-013	SUPPLY-PAINT	1,500	1,800	20%
11-22.17-521-016	SUPPLY-CLEANING	1,500	1,800	20%
11-30.21-521-013	SUPPLY-PAINT	1,500	1,800	20%
11-31.01-590-061	TORO 4000 2012	1,500	1,800	20%
11-31.01-590-067	CASE BACKHOE (2003)	1,500	1,800	20%
11-31.01-590-072	CHIPPER	1,500	1,800	20%
11-30.21-521-001	CUSTODIAL	1,530	1,836	20%
11-30.10-530-002	WATER	1,600	1,920	20%
11-14.02-535-002	REPAIR-FACILITY	1,650	1,980	20%
11-22.08-510-002	LIFE INSURANCE-OAKWOOD	1,650	1,980	20%
11-22.08-510-003	VISION CARE-OAKWOOD	1,700	2,040	20%
11-30.21-521-010	SUPPLY-GARBAGE BAGS	1,700	2,040	20%
11-22.11-519-050	BURGLAR ALARM	1,750	2,100	20%
11-11.02-535-001	REPAIR-EQUIPMENT	1,800	2,160	20%
11-23.27-535-002	REPAIR-FACILITY	1,800	2,160	20%
11-01.08-510-006	COBRA PAYMENTS	1,991	2,389	20%
11-19.03-521-014	SUPPLY-MECHANICAL	2,000	2,400	20%
11-22.17-555-000	EQUIPMENT- MECHANICS SHOP	2,000	2,400	20%
11-28.01-525-002	MARBLE DUST	2,000	2,400	20%
11-22.09-515-006	SPRAYING BONUS	2,100	2,520	20%
11-01.08-510-002	LIFE INSURANCE-ADMINISTRATION	2,200	2,640	20%

GL NUMBER	DESCRIPTION	BUDGET	APPROPRIATION	APPROPRIATION
11-20.06-535-001	REPAIR-EQUIPMENT	2,200	2,640	20%
11-22.13-521-009	SUPPLY-OFFICE	2,200	2,640	20%
11-10.13-519-023	PROFESSIONAL SERVICES	2,300	2,760	20%
11-23.24-519-007	CONTRACT-PEST CONTROL	2,300	2,760	20%
11-08.05-517-004	ILLINOIS PARK & REC ASSOCIATION	2,310	2,772	20%
11-22.17-555-004	POWER TOOLS	2,400	2,880	20%
11-23.25-521-010	SUPPLY-GARBAGE BAGS	2,445	2,934	20%
11-01.09-515-010	TEAMBUILDING	2,500	3,000	20%
11-20.09-521-014	SUPPLY-MECHANICAL	2,500	3,000	20%
11-22.16-521-011	SUPPLY-HARDWARE	2,500	3,000	20%
11-22.16-521-055	SUPPLY-WEDLING	2,500	3,000	20%
11-28.01-525-003	PULVERIZED DIRT	2,500	3,000	20%
11-31.01-590-029	EQUIPMENT	2,500	3,000	20%
11-08.02-510-004	DENTAL CARE- PARKS	2,650	3,180	20%
11-23.25-521-001	CUSTODIAL	2,650	3,180	20%
11-22.16-521-008	SUPPLY-OTHER	2,750	3,300	20%
11-30.10-530-004	REFUSE & RECYCLING	2,800	3,360	20%
11-09.01-516-007	TRAINING MISC	3,000	3,600	20%
11-10.14-521-029	SUPPLY-POSTAGE	3,000	3,600	20%
11-19.03-521-013	SUPPLY-PAINT	3,000	3,600	20%
11-22.16-521-016	SUPPLY-CLEANING	3,000	3,600	20%
11-31.01-590-052	TOOL CAT 2004	3,000	3,600	20%
11-30.18-519-052	CUSTODIAL CONTRACT	3,025	3,630	20%
11-11.25-530-004	REFUSE & RECYCLING	3,100	3,720	20%
11-22.14-555-003	NON-POWER TOOLS	3,100	3,720	20%
11-01.11-517-001	CHAMBER OF COMMERCE	3,200	3,840	20%
11-22.13-521-022	SUPPLY-FOOD	3,250	3,900	20%
11-06.00-518-002	ILLINOIS PARK & REC ASSOC	3,490	4,188	20%
11-10.08-510-017	EMPLOYEE WELLNESS PROGRAM	3,500	4,200	20%
11-28.01-525-006	TURFACE	3,500	4,200	20%
11-30.22-521-008	SUPPLY-OTHER	3,500	4,200	20%
11-31.01-590-058	SNOW REMOVAL EQUIPMENT	3,500	4,200	20%
11-08.04-516-001	ILLINOIS PARK & REC ASSOCIATION	3,560	4,272	20%
11-10.08-510-004	DENTAL CARE- BUSINESS	3,620	4,344	20%
11-10.12-519-048	BACKGROUND CHECK	3,735	4,482	20%
11-06.00-518-005	OTHER EXPENSES	4,000	4,800	20%
11-11.25-530-002	WATER	4,000	4,800	20%
11-22.17-555-003	NON-POWER TOOLS	4,000	4,800	20%
11-28.01-521-027	SUPPLY-PLANTING	4,000	4,800	20%
11-30.18-519-005	CONTRACT-FIRE ALARM	4,150	4,980	20%
11-20.09-535-002	REPAIR-FACILITY	4,200	5,040	20%
11-30.21-521-007	SUPPLY-PAPER	4,300	5,160	20%
11-01.10-516-001	ILLINOIS PARK & REC ASSOCIATION	4,350	5,220	20%
11-10.10-516-001	ILLINOIS PARK & REC ASSOCIATION	4,415	5,298	20%
11-08.01-502-000	DOUBLE TIME	4,500	5,400	20%
11-10.09-515-003	AUTO USE	4,500	5,400	20%
11-19.05-519-063	PORT-A-POTTY RENTAL	4,500	5,400	20%
11-22.11-519-005	CONTRACT-FIRE ALARM	4,500	5,400	20%
11-22.25-530-004	REFUSE & RECYCLING	4,500	5,400	20%
11-23.25-521-013	SUPPLY-PAINT	4,500	5,400	20%
11-28.01-521-010	SUPPLY-GARBAGE BAGS	4,500	5,400	20%

GL NUMBER	DESCRIPTION	BUDGET	APPROPRIATION	APPROPRIATION
11-31.01-590-074	TRAILERS	4,500	5,400	20%
11-01.08-510-004	DENTAL CARE-ADMINISTRATION	4,760	5,712	20%
11-10.07-501-000	OVERTIME	5,000	6,000	20%
11-10.14-561-023	CONTINGENCY EXPENSE	5,000	6,000	20%
11-11.25-530-001	ELECTRICITY	5,000	6,000	20%
11-19.03-521-008	SUPPLY-OTHER	5,000	6,000	20%
11-19.03-521-068	CONSTRUCTION	5,000	6,000	20%
11-22.11-519-028	RENTAL EQUIPMENT	5,000	6,000	20%
11-23.20-501-000	OVERTIME	5,000	6,000	20%
11-23.27-535-001	REPAIR-EQUIPMENT	5,000	6,000	20%
11-28.01-521-049	SUPPLY-FERTILIZER	5,000	6,000	20%
11-31.02-595-041	DIESEL FUEL	5,000	6,000	20%
11-31.02-595-075	OIL/LUBRICANTS	5,000	6,000	20%
11-22.14-555-004	POWER TOOLS	5,100	6,120	20%
11-19.25-530-001	ELECTRICITY	5,335	6,402	20%
11-10.10-516-007	TRAINING MISC	5,400	6,480	20%
11-22.11-519-049	UNIFORM CLEANING	5,500	6,600	20%
11-22.16-521-014	SUPPLY-MECHANICAL	5,500	6,600	20%
11-31.01-590-075	UTVS & CARTS	5,500	6,600	20%
11-01.10-516-003	ADMINISTRATIVE TRAINING	5,600	6,720	20%
11-11.25-530-003	HEAT	5,700	6,840	20%
11-22.15-535-001	REPAIR-EQUIPMENT	5,700	6,840	20%
11-20.05-535-002	REPAIR-FACILITY	5,800	6,960	20%
11-23.23-555-002	OTHER EQUIPMENT	5,925	7,110	20%
11-06.00-518-003	NATIONAL PARKS & REC ASSOC	6,000	7,200	20%
11-09.01-505-023	PUBLIC RELATIONS	6,000	7,200	20%
11-19.03-521-057	FENCING	6,000	7,200	20%
11-20.13-521-035	SUPPLY-SOD & SEED	6,000	7,200	20%
11-21.00-561-009	MEMORIAL TREES	6,000	7,200	20%
11-22.10-516-007	TRAINING MISC	6,000	7,200	20%
11-11.03-521-014	SUPPLY-MECHANICAL	6,050	7,260	20%
11-22.14-555-000	EQUIPMENT- OAKWOOD	6,150	7,380	20%
11-30.21-521-016	SUPPLY-CLEANING	6,160	7,392	20%
11-22.25-530-002	WATER	6,500	7,800	20%
11-10.14-521-004	RECOGNITION	6,600	7,920	20%
11-22.15-535-002	REPAIR-FACILITY	6,650	7,980	20%
11-09.01-521-026	SUPPLY-PHOTOGRAPHY	7,000	8,400	20%
11-09.01-555-000	EQUIPMENT	7,000	8,400	20%
11-20.05-530-001	ELECTRICITY	7,000	8,400	20%
11-19.03-521-011	SUPPLY-HARDWARE	7,500	9,000	20%
11-23.28-525-004	CHEMICALS	7,500	9,000	20%
11-23.25-521-016	SUPPLY-CLEANING	7,515	9,018	20%
11-01.11-517-003	ILLINOIS ASSOC OF PARK DIST	7,600	9,120	20%
11-11.02-535-002	REPAIR-FACILITY	7,650	9,180	20%
11-01.10-516-002	NATIONAL PARKS & REC ASSOC	8,000	9,600	20%
11-01.12-518-005	OTHER EXPENSES	8,000	9,600	20%
11-22.15-535-032	REPAIR-FIRE EXTINGUISHERS	8,000	9,600	20%
11-23.27-521-014	SUPPLY-MECHANICAL	8,000	9,600	20%
11-21.00-561-012	TREE OF LIFE PLAQUES	8,500	10,200	20%
11-23.27-521-049	SUPPLY-FERTILIZER	8,500	10,200	20%
11-28.01-525-004	CHEMICALS	8,500	10,200	20%

GL NUMBER	DESCRIPTION	BUDGET	APPROPRIATION	APPROPRIATION
11-22.08-510-004	DENTAL CARE-OAKWOOD	8,954	10,745	20%
11-22.25-530-003	HEAT	9,000	10,800	20%
11-23.26-530-004	REFUSE & RECYCLING	9,000	10,800	20%
11-23.28-519-000	CONTRACTED SERVICES	9,000	10,800	20%
11-31.01-590-063	LANDSCAPE EQUIPMENT	9,000	10,800	20%
11-28.01-521-035	SUPPLY-SOD & SEED	9,500	11,400	20%
11-01.12-518-006	ADMINISTRATIVE EXPENSE	10,000	12,000	20%
11-19.03-535-027	VANDALISM REPAIR	10,000	12,000	20%
11-22.07-502-000	DOUBLE TIME	10,000	12,000	20%
11-22.12-505-003	MAINTENANCE-PART TIME	10,000	12,000	20%
11-22.16-521-054	SAFETY SHOES	10,000	12,000	20%
11-23.23-535-001	REPAIR-EQUIPMENT	10,100	12,120	20%
11-20.05-521-014	SUPPLY-MECHANICAL	11,000	13,200	20%
11-22.16-521-039	STAFF UNIFORMS	11,000	13,200	20%
11-23.26-530-003	HEAT	11,000	13,200	20%
11-25.02-555-000	EQUIPMENT- ICE RINKS	11,000	13,200	20%
11-30.19-535-001	REPAIR-EQUIPMENT	11,000	13,200	20%
11-23.26-530-002	WATER	11,250	13,500	20%
11-23.24-519-005	CONTRACT-FIRE ALARM	11,600	13,920	20%
11-01.08-510-005	HEALTH INSURANCE - HSA	12,000	14,400	20%
11-22.25-530-001	ELECTRICITY	12,000	14,400	20%
11-25.01-500-009	MAINTENANCE-FULL TIME	12,000	14,400	20%
11-31.01-590-064	TORO Z TURNS	12,000	14,400	20%
11-10.08-510-005	HEALTH INSURANCE - HSA	12,040	14,448	20%
11-23.28-535-007	REPAIR-PONDS	12,500	15,000	20%
11-31.01-521-008	SUPPLY-OTHER	12,500	15,000	20%
11-23.27-521-035	SUPPLY-SOD & SEED	13,000	15,600	20%
11-28.01-555-006	LANDSCAPING	13,000	15,600	20%
11-11.05-535-010	REPAIR-GROUNDS,COURTS,FIELDS	13,500	16,200	20%
11-23.25-521-007	SUPPLY-PAPER	13,850	16,620	20%
11-09.01-521-005	SUPPLY-ACTIVITY	14,000	16,800	20%
11-30.10-530-003	HEAT	14,000	16,800	20%
11-30.19-535-012	REPAIR-MAINTENANCE BLDG.	14,750	17,700	20%
11-01.09-515-004	EMPLOYEE RELATIONS	15,975	19,170	20%
11-28.01-535-005	ICE MELT	16,000	19,200	20%
11-28.01-525-005	TREES	16,500	19,800	20%
11-28.01-555-000	EQUIPMENT- GROUNDSKEEPING	16,800	20,160	20%
11-23.25-525-004	CHEMICALS	17,250	20,700	20%
11-10.14-521-008	SUPPLY-OTHER	17,300	20,760	20%
11-28.01-530-004	REFUSE & RECYCLING	17,500	21,000	20%
11-23.23-535-012	REPAIR-MAINTENANCE BLDG.	19,500	23,400	20%
11-23.24-519-042	Heat/Vent/Air Cond	19,500	23,400	20%
11-19.02-535-001	REPAIR-EQUIPMENT	20,000	24,000	20%
11-19.02-535-004	REPAIR-SIGNS	20,200	24,240	20%
11-30.10-530-005	TELEPHONE	20,620	24,744	20%
11-28.01-521-060	GENERAL GROUNDS	21,000	25,200	20%
11-22.25-530-005	TELEPHONE	21,300	25,560	20%
11-30.21-521-014	SUPPLY-MECHANICAL	21,700	26,040	20%
11-23.25-521-014	SUPPLY-MECHANICAL	23,000	27,600	20%
11-22.08-510-005	HEALTH INSURANCE - HSA	23,520	28,224	20%
11-09.01-519-045	WEBSITE-APP-MAINTENANCE SERVICE	23,960	28,752	20%

GL NUMBER	DESCRIPTION	BUDGET	APPROPRIATION	APPROPRIATION
11-10.13-519-016	MAINTENANCE-COMPUTERS	25,950	29,843	15%
11-07.00-520-001	LEGAL SERVICES	26,000	29,900	15%
11-19.02-535-002	REPAIR-FACILITY	26,700	30,705	15%
11-09.01-519-029	ADVERTISING	29,001	33,351	15%
11-01.12-521-073	INNOVATION	30,000	34,500	15%
11-23.27-521-060	GENERAL GROUNDS	30,000	34,500	15%
11-30.10-530-001	ELECTRICITY	30,000	34,500	15%
11-19.02-555-002	OTHER EQUIPMENT	30,100	34,615	15%
11-21.00-561-008	MEMORIAL PROGRAM - OTHER	30,500	35,075	15%
11-09.01-519-000	CONTRACTED SERVICES	32,000	36,800	15%
11-08.01-501-000	OVERTIME	35,000	40,250	15%
11-23.27-505-003	MAINTENANCE-PART TIME	36,000	41,400	15%
11-09.01-519-044	MAILING SERVICE SPECTRUM	38,800	44,620	15%
11-23.24-519-041	BUILDING CLEANING	38,894	44,728	15%
11-22.07-501-000	OVERTIME	40,000	46,000	15%
11-22.07-500-023	FOREMAN	41,996	48,295	15%
11-22.12-505-046	MECHANICAL	50,000	57,500	15%
11-22.07-500-005	ADMINISTRATIVE ASSISTANT	54,262	62,401	15%
11-08.02-510-001	HEALTH INSURANCE- PARKS	57,400	66,010	15%
11-08.01-500-034	SUPERVISOR ASST SPECIAL PROJECTS	62,026	71,330	15%
11-08.01-500-017	SUPERVISOR- ASST FULL TIME	63,914	73,501	15%
11-01.08-510-001	HEALTH INSURANCE-ADMINISTRATION	69,700	80,155	15%
11-31.02-595-085	GASOLINE	70,000	80,500	15%
11-19.04-535-010	REPAIR-GROUNDS,COURTS,FIELDS	72,900	83,835	15%
11-09.01-519-022	PRINTING	76,357	87,811	15%
11-08.01-500-016	SUPERVISOR- PROJECTS	82,971	95,417	15%
11-01.07-500-010	SUPERINTENDENTOF ADMINISTRATION	89,080	102,442	15%
11-01.07-500-099	RESTRUCTURE	90,000	103,500	15%
11-23.26-530-001	ELECTRICITY	92,000	105,800	15%
11-08.01-500-018	SUPERVISOR-LANDSCAPE MAINT	93,293	107,287	15%
11-08.01-500-019	SUPERVISOR-MECHANICAL OPER	96,528	111,007	15%
11-10.12-519-000	CONTRACTED SERVICES	101,470	111,617	10%
11-01.07-500-032	SUPERINTENDENT OF HR & RISK	110,390	121,429	10%
11-01.07-500-001	EXECUTIVE DIRECTOR	112,130	123,343	10%
11-10.08-510-001	HEALTH INSURANCE- BUSINESS	122,000	134,200	10%
11-10.07-500-015	SUPERVISOR - TECHNOLOGY	131,023	144,125	10%
11-01.07-500-004	SUPERINTENDENT OF BUSINESS	137,430	151,173	10%
11-22.12-505-047	GROUNDSKEEPING	145,000	159,500	10%
11-01.07-500-002	SUPERINTENDENT OF PARKS	145,600	160,160	10%
11-01.07-500-012	SUPERVISOR - FULL TIME	160,821	176,903	10%
11-19.05-519-000	CONTRACTED SERVICES	200,000	220,000	10%
11-22.08-510-001	HEALTH INSURANCE-OAKWOOD	220,380	231,399	5%
11-22.07-500-020	MECHANICAL OPERATIONS FULL TIM	223,707	234,892	5%
11-22.07-500-007	BUILDING OPER'S FULL TIME	249,100	261,555	5%
11-22.07-500-008	GROUNDS KEEPING FULL TIME	257,950	270,848	5%
11-10.07-500-011	STAFF-ACCOUNTING FULL TIME	290,347	304,864	5%
11-01.06-570-000	TRANSFER OUT	977,053	1,025,906	5%
FUND 11- CORPORATE		$ 6,554,650	$ 7,314,144	

GL NUMBER	DESCRIPTION	BUDGET	APPROPRIATION	APPROPRIATION
Fund 21 - RECREATION				
21-56.02-521-005	SUPPLY-ACTIVITY	$ 50	$ 60	20%
21-62.04-521-005	SUPPLY-ACTIVITY	50	60	20%
21-62.30-521-005	SUPPLY-ACTIVITY	50	60	20%
21-23.18-510-002	LIFE INSURANCE- PRAIRIE LAKES	75	90	20%
21-30.08-510-002	LIFE INSURANCE- ALC	84	101	20%
21-23.21-510-002	LIFE INSURANCE- PRAIRIE LAKES	88	106	20%
21-30.09-510-002	LIFE INSURANCE- ALC STAFF	90	108	20%
21-24.16-510-003	VISION CARE- MAINT STAFF	91	109	20%
21-23.18-515-001	MEDICAL	100	120	20%
21-24.27-516-009	STAFF TRAINING	100	120	20%
21-24.27-519-000	CONTRACTED SERVICES	100	120	20%
21-30.07-515-001	MEDICAL	100	120	20%
21-41.06-521-005	SUPPLY-ACTIVITY	100	120	20%
21-23.21-510-003	VISION CARE- PRAIRIE LAKES	113	136	20%
21-24.15-510-003	VISION CARE- POOL STAFF	113	136	20%
21-30.09-510-003	VISION CARE- ALC STAFF	113	136	20%
21-01.08-510-003	VISION CARE- ADMINISTRATION	118	142	20%
21-23.18-510-003	VISION CARE- PRAIRIE LAKES	118	142	20%
21-24.15-510-002	LIFE INSURANCE- POOL STAFF	120	144	20%
21-24.16-510-002	LIFE INSURANCE- MAINT STAFF	120	144	20%
21-01.09-515-003	AUTO USE	150	180	20%
21-01.08-510-002	LIFE INSURANCE- ADMINISTRATION	185	222	20%
21-50.08-505-000	PART TIME STAFF	190	228	20%
21-53.00-521-005	SUPPLY-ACTIVITY	200	240	20%
21-62.08-521-005	SUPPLY-ACTIVITY	200	240	20%
21-23.01-521-024	SUPPLY-SNACKS	250	300	20%
21-24.14-519-029	ADVERTISING	250	300	20%
21-41.18-560-004	EQUIPMENT	250	300	20%
21-48.01-521-005	SUPPLY-ACTIVITY	250	300	20%
21-62.04-535-028	FITNESS REPAIR	250	300	20%
21-62.06-521-005	SUPPLY-ACTIVITY	250	300	20%
21-12.17-555-003	NON-POWER TOOLS	300	360	20%
21-12.25-530-002	WATER	300	360	20%
21-17.17-555-003	NON-POWER TOOLS	300	360	20%
21-24.17-555-003	NON-POWER TOOLS	300	360	20%
21-24.27-521-005	SUPPLY-ACTIVITY	300	360	20%
21-62.30-555-000	EQUIPMENT- GENERAL EXPENSE	300	360	20%
21-12.17-521-011	SUPPLY-HARDWARE	350	420	20%
21-25.25-530-001	ELECTRICITY	350	420	20%
21-55.06-521-039	STAFF UNIFORMS	350	420	20%
21-65.01-521-002	SUPPLY - FIRST AID	350	420	20%
21-65.06-521-002	SUPPLY - FIRST AID	350	420	20%
21-65.07-521-002	SUPPLY - FIRST AID	350	420	20%
21-65.08-521-002	SUPPLY - FIRST AID	350	420	20%
21-45.13-521-005	SUPPLY-ACTIVITY	390	468	20%
21-01.09-515-001	MEDICAL	400	480	20%
21-30.11-521-002	SUPPLY - FIRST AID	400	480	20%
21-41.05-521-005	SUPPLY-ACTIVITY	400	480	20%
21-41.06-505-008	INSTRUCTOR	400	480	20%
21-24.16-510-004	DENTAL CARE- MAINT STAFF	415	498	20%

GL NUMBER	DESCRIPTION	BUDGET	APPROPRIATION	APPROPRIATION
21-45.14-521-005	SUPPLY-ACTIVITY	415	498	20%
21-12.03-521-014	SUPPLY-MECHANICAL	500	600	20%
21-12.13-521-002	SUPPLY - FIRST AID	500	600	20%
21-12.17-521-007	SUPPLY-PAPER	500	600	20%
21-12.17-521-013	SUPPLY-PAINT	500	600	20%
21-12.17-521-043	SUPPLY-ELECTRIC	500	600	20%
21-12.17-535-006	REPAIR-PUMPS	500	600	20%
21-12.17-535-026	REPAIR-BOILERS	500	600	20%
21-17.17-521-011	SUPPLY-HARDWARE	500	600	20%
21-17.17-521-013	SUPPLY-PAINT	500	600	20%
21-17.17-521-043	SUPPLY-ELECTRIC	500	600	20%
21-24.17-535-006	REPAIR-PUMPS	500	600	20%
21-24.21-519-000	CONTRACTED SERVICES	500	600	20%
21-30.11-521-006	SUPPLY-UNIFORM	500	600	20%
21-45.13-505-027	SUPERVISOR	500	600	20%
21-52.00-521-005	SUPPLY-ACTIVITY	500	600	20%
21-67.09-505-027	SUPERVISOR	500	600	20%
21-45.14-505-027	SUPERVISOR	504	605	20%
21-64.06-521-005	SUPPLY-ACTIVITY	504	605	20%
21-01.08-510-004	DENTAL CARE- ADMINISTRATION	516	619	20%
21-23.21-510-004	DENTAL CARE- PRAIRIE LAKES	516	619	20%
21-24.15-510-004	DENTAL CARE- POOL STAFF	516	619	20%
21-30.08-510-004	DENTAL CARE- ALC	516	619	20%
21-30.09-510-004	DENTAL CARE- ALC STAFF	516	619	20%
21-23.18-510-004	DENTAL CARE- PRAIRIE LAKES	526	631	20%
21-23.03-521-001	CUSTODIAL	650	780	20%
21-45.14-521-015	SUPPLY-AWARDS	650	780	20%
21-01.11-517-008	OTHER MEMBERSHIPS	700	840	20%
21-12.05-519-007	CONTRACT-PEST CONTROL	700	840	20%
21-50.01-505-027	SUPERVISOR	716	859	20%
21-41.22-521-005	SUPPLY-ACTIVITY	720	864	20%
21-60.01-505-026	RECITAL SHOW STAFF	720	864	20%
21-02.08-510-003	VISION CARE- RECREATION	729	875	20%
21-12.03-521-010	SUPPLY-GARBAGE BAGS	750	900	20%
21-12.04-521-014	SUPPLY-MECHANICAL	750	900	20%
21-12.25-530-005	TELEPHONE	750	900	20%
21-17.17-535-026	REPAIR-BOILERS	750	900	20%
21-24.20-516-009	STAFF TRAINING	750	900	20%
21-30.09-501-000	OVERTIME	780	936	20%
21-10.09-515-001	MEDICAL	800	960	20%
21-23.25-521-002	SUPPLY - FIRST AID	800	960	20%
21-48.04-521-015	SUPPLY-AWARDS	800	960	20%
21-64.13-521-005	SUPPLY-ACTIVITY	830	996	20%
21-64.03-519-013	INDEPENDENT CONTRACTOR	840	1,008	20%
21-12.03-521-008	SUPPLY-OTHER	850	1,020	20%
21-31.01-590-022	FORD GLAVAL BUS CHAIR LIFT V#22	850	1,020	20%
21-02.08-510-002	LIFE INSURANCE- RECREATION	920	1,104	20%
21-54.01-505-027	SUPERVISOR	955	1,146	20%
21-12.04-535-010	REPAIR-GROUNDS,COURTS,FIELDS	1,000	1,200	20%
21-12.13-555-002	OTHER EQUIPMENT	1,000	1,200	20%
21-12.17-521-028	SUPPLY PLUMBING	1,000	1,200	20%

GL NUMBER	DESCRIPTION	BUDGET	APPROPRIATION	APPROPRIATION
21-12.17-555-002	OTHER EQUIPMENT	1,000	1,200	20%
21-17.11-521-002	SUPPLY - FIRST AID	1,000	1,200	20%
21-23.25-505-033	ASSISTANT-EXTRA DUTIES	1,000	1,200	20%
21-24.14-516-012	LIFEGUARD TRAINING	1,000	1,200	20%
21-24.14-521-002	SUPPLY - FIRST AID	1,000	1,200	20%
21-24.14-521-009	SUPPLY-OFFICE	1,000	1,200	20%
21-24.17-521-011	SUPPLY-HARDWARE	1,000	1,200	20%
21-24.17-521-043	SUPPLY-ELECTRIC	1,000	1,200	20%
21-24.17-535-031	REPAIR-BUILDING/POOL	1,000	1,200	20%
21-24.20-521-005	SUPPLY-ACTIVITY	1,000	1,200	20%
21-24.21-516-009	STAFF TRAINING	1,000	1,200	20%
21-60.01-516-009	STAFF TRAINING	1,000	1,200	20%
21-60.10-521-005	SUPPLY-ACTIVITY	1,000	1,200	20%
21-67.09-505-008	INSTRUCTOR	1,000	1,200	20%
21-02.11-517-006	SERVICE CLUBS	1,010	1,212	20%
21-12.03-521-007	SUPPLY-PAPER	1,050	1,260	20%
21-41.07-521-005	SUPPLY-ACTIVITY	1,100	1,320	20%
21-45.11-505-027	SUPERVISOR	1,100	1,320	20%
21-48.01-521-015	SUPPLY-AWARDS	1,100	1,320	20%
21-61.30-521-005	SUPPLY-ACTIVITY	1,100	1,320	20%
21-45.11-521-005	SUPPLY-ACTIVITY	1,115	1,338	20%
21-17.17-521-007	SUPPLY-PAPER	1,200	1,440	20%
21-24.14-521-005	SUPPLY-ACTIVITY	1,200	1,440	20%
21-41.12-519-032	BUS RENTAL	1,260	1,512	20%
21-64.06-505-008	INSTRUCTOR	1,260	1,512	20%
21-65.01-521-006	SUPPLY-UNIFORM	1,260	1,512	20%
21-65.07-521-006	SUPPLY-UNIFORM	1,260	1,512	20%
21-60.01-505-034	CLERICAL STAFF	1,275	1,530	20%
21-02.09-515-001	MEDICAL	1,300	1,560	20%
21-45.11-521-015	SUPPLY-AWARDS	1,300	1,560	20%
21-54.01-530-001	ELECTRICITY	1,300	1,560	20%
21-45.13-519-009	OFFICIAL	1,350	1,620	20%
21-45.14-519-012	INDEPENDENT CONTRACT-OFFICIAL	1,350	1,620	20%
21-65.06-521-006	SUPPLY-UNIFORM	1,390	1,668	20%
21-65.08-521-006	SUPPLY-UNIFORM	1,390	1,668	20%
21-10.08-510-005	HEALTH INSURANCE - HSA	1,400	1,680	20%
21-48.04-505-038	SCOREKEEPER/TIMEKEEPER	1,400	1,680	20%
21-49.01-521-015	SUPPLY-AWARDS	1,400	1,680	20%
21-55.02-519-000	CONTRACTED SERVICES	1,400	1,680	20%
21-67.02-505-027	SUPERVISOR	1,400	1,680	20%
21-12.02-555-000	EQUIPMENT & REPAIR	1,500	1,800	20%
21-12.17-535-031	REPAIR-BUILDING/POOL	1,500	1,800	20%
21-17.17-521-028	SUPPLY PLUMBING	1,500	1,800	20%
21-17.17-535-006	REPAIR-PUMPS	1,500	1,800	20%
21-23.25-521-006	SUPPLY-UNIFORM	1,500	1,800	20%
21-23.25-521-032	SUPPLY-PROMOTIONS	1,500	1,800	20%
21-24.18-530-005	TELEPHONE	1,500	1,800	20%
21-30.11-521-005	SUPPLY-ACTIVITY	1,500	1,800	20%
21-50.08-521-005	SUPPLY-ACTIVITY	1,500	1,800	20%
21-54.01-521-005	SUPPLY-ACTIVITY	1,500	1,800	20%
21-55.02-521-005	SUPPLY-ACTIVITY	1,500	1,800	20%

GL NUMBER	DESCRIPTION	BUDGET	APPROPRIATION	APPROPRIATION
21-23.25-521-005	SUPPLY-ACTIVITY	1,550	1,860	20%
21-48.01-505-027	SUPERVISOR	1,674	2,009	20%
21-17.17-521-008	SUPPLY-OTHER	1,700	2,040	20%
21-30.01-521-005	SUPPLY-ACTIVITY	1,700	2,040	20%
21-02.14-521-022	SUPPLY-FOOD	1,750	2,100	20%
21-17.17-535-031	REPAIR-BUILDING/POOL	1,850	2,220	20%
21-30.01-521-041	SUPPLY-CHEMICALS	1,850	2,220	20%
21-48.09-521-005	SUPPLY-ACTIVITY	1,850	2,220	20%
21-55.02-505-027	SUPERVISOR	1,891	2,269	20%
21-41.18-505-027	SUPERVISOR	1,920	2,304	20%
21-12.17-521-008	SUPPLY-OTHER	1,950	2,340	20%
21-12.02-535-002	REPAIR-FACILITY	2,000	2,400	20%
21-12.10-521-040	BEVERAGE	2,000	2,400	20%
21-12.13-521-005	SUPPLY-ACTIVITY	2,000	2,400	20%
21-12.16-505-020	MAINTENANCE - PRE-SEASON	2,000	2,400	20%
21-12.17-535-001	REPAIR-EQUIPMENT	2,000	2,400	20%
21-12.25-530-003	HEAT	2,000	2,400	20%
21-17.11-521-005	SUPPLY-ACTIVITY	2,000	2,400	20%
21-17.20-521-040	BEVERAGE	2,000	2,400	20%
21-23.23-555-002	OTHER EQUIPMENT	2,000	2,400	20%
21-24.14-516-009	STAFF TRAINING	2,000	2,400	20%
21-24.14-521-006	SUPPLY-UNIFORM	2,000	2,400	20%
21-24.17-521-008	SUPPLY-OTHER	2,000	2,400	20%
21-24.17-521-028	SUPPLY PLUMBING	2,000	2,400	20%
21-31.02-595-085	GASOLINE	2,000	2,400	20%
21-41.22-505-008	INSTRUCTOR	2,000	2,400	20%
21-45.12-505-027	SUPERVISOR	2,000	2,400	20%
21-49.01-505-027	SUPERVISOR	2,000	2,400	20%
21-50.01-521-005	SUPPLY-ACTIVITY	2,000	2,400	20%
21-67.08-521-005	SUPPLY-ACTIVITY	2,000	2,400	20%
21-63.01-521-005	SUPPLY-ACTIVITY	2,025	2,430	20%
21-45.12-521-005	SUPPLY-ACTIVITY	2,040	2,448	20%
21-64.13-505-008	INSTRUCTOR	2,075	2,490	20%
21-12.02-535-001	REPAIR-EQUIPMENT	2,150	2,580	20%
21-17.16-505-020	MAINTENANCE - PRE-SEASON	2,200	2,640	20%
21-17.17-535-001	REPAIR-EQUIPMENT	2,250	2,700	20%
21-20.05-519-005	CONTRACT-FIRE ALARM	2,350	2,820	20%
21-56.02-505-008	INSTRUCTOR	2,457	2,948	20%
21-02.09-515-003	AUTO USE	2,500	3,000	20%
21-02.10-516-002	NATIONAL PARKS & REC ASSOC	2,500	3,000	20%
21-02.14-521-009	SUPPLY-OFFICE	2,500	3,000	20%
21-24.14-555-000	EQUIPMENT- GENERAL	2,500	3,000	20%
21-24.21-521-005	SUPPLY-ACTIVITY	2,500	3,000	20%
21-30.01-521-008	SUPPLY-OTHER	2,500	3,000	20%
21-30.01-521-016	SUPPLY-CLEANING	2,500	3,000	20%
21-53.00-519-000	CONTRACTED SERVICES	2,500	3,000	20%
21-50.04-505-000	PART TIME STAFF	2,576	3,091	20%
21-63.01-505-008	INSTRUCTOR	2,577	3,092	20%
21-41.09-505-008	INSTRUCTOR	2,600	3,120	20%
21-45.12-521-015	SUPPLY-AWARDS	2,600	3,120	20%
21-12.05-519-005	CONTRACT-FIRE ALARM	2,700	3,240	20%

GL NUMBER	DESCRIPTION	BUDGET	APPROPRIATION	APPROPRIATION
21-17.17-521-016	SUPPLY-CLEANING	2,800	3,360	20%
21-23.03-521-041	SUPPLY-CHEMICALS	2,850	3,420	20%
21-12.17-521-016	SUPPLY-CLEANING	2,900	3,480	20%
21-45.11-519-012	INDEPENDENT CONTRACT-OFFICIAL	2,970	3,564	20%
21-01.14-561-004	PROGRAM ASSISTANCE	3,000	3,600	20%
21-02.12-519-048	BACKGROUND CHECK	3,000	3,600	20%
21-10.14-521-029	SUPPLY-POSTAGE	3,000	3,600	20%
21-12.18-530-005	TELEPHONE	3,000	3,600	20%
21-23.03-555-000	EQUIPMENT- FITNESS/RACQUETBALL FEES	3,000	3,600	20%
21-48.13-505-014	DIRECTOR	3,000	3,600	20%
21-56.01-521-005	SUPPLY-ACTIVITY	3,000	3,600	20%
21-45.01-505-027	SUPERVISOR	3,196	3,835	20%
21-24.17-535-026	REPAIR-BOILERS	3,200	3,840	20%
21-41.20-505-008	INSTRUCTOR	3,200	3,840	20%
21-30.01-535-001	REPAIR-EQUIPMENT	3,250	3,900	20%
21-45.01-521-015	SUPPLY-AWARDS	3,250	3,900	20%
21-41.12-521-006	SUPPLY-UNIFORM	3,300	3,960	20%
21-45.01-521-005	SUPPLY-ACTIVITY	3,300	3,960	20%
21-48.14-521-005	SUPPLY-ACTIVITY	3,300	3,960	20%
21-65.07-521-005	SUPPLY-ACTIVITY	3,420	4,104	20%
21-48.04-521-005	SUPPLY-ACTIVITY	3,460	4,152	20%
21-02.08-510-004	DENTAL CARE- RECREATION	3,465	4,158	20%
21-17.20-521-046	SNACKS	3,500	4,200	20%
21-23.25-521-009	SUPPLY-OFFICE	3,500	4,200	20%
21-41.05-505-008	INSTRUCTOR	3,500	4,200	20%
21-49.01-521-005	SUPPLY-ACTIVITY	3,500	4,200	20%
21-65.01-521-005	SUPPLY-ACTIVITY	3,550	4,260	20%
21-41.12-521-005	SUPPLY-ACTIVITY	3,600	4,320	20%
21-64.02-521-005	SUPPLY-ACTIVITY	3,600	4,320	20%
21-24.17-521-007	SUPPLY-PAPER	3,800	4,560	20%
21-48.09-505-027	SUPERVISOR	3,940	4,728	20%
21-02.14-521-006	SUPPLY-UNIFORM	4,000	4,800	20%
21-12.10-521-046	SNACKS	4,000	4,800	20%
21-23.03-521-008	SUPPLY-OTHER	4,000	4,800	20%
21-23.03-521-016	SUPPLY-CLEANING	4,000	4,800	20%
21-64.30-521-005	SUPPLY-ACTIVITY	4,000	4,800	20%
21-65.06-521-005	SUPPLY-ACTIVITY	4,050	4,860	20%
21-12.25-530-001	ELECTRICITY	4,100	4,920	20%
21-65.08-521-005	SUPPLY-ACTIVITY	4,120	4,944	20%
21-48.04-505-015	EMPLOYEE-OFFICIAL	4,225	5,070	20%
21-48.04-521-006	SUPPLY-UNIFORM	4,225	5,070	20%
21-30.01-555-002	OTHER EQUIPMENT	4,300	5,160	20%
21-48.13-521-005	SUPPLY-ACTIVITY	4,420	5,304	20%
21-30.10-530-002	WATER	4,500	5,400	20%
21-60.10-505-008	INSTRUCTOR	4,500	5,400	20%
21-60.10-521-044	SUPPLY-COSTUMES/VIDEOS	4,500	5,400	20%
21-50.01-519-000	CONTRACTED SERVICES	4,585	5,502	20%
21-12.25-530-004	REFUSE & RECYCLING	4,600	5,520	20%
21-52.00-505-014	DIRECTOR	4,750	5,700	20%
21-45.12-519-012	INDEPENDENT CONTRACT-OFFICIAL	4,800	5,760	20%
21-61.30-505-008	INSTRUCTOR	4,800	5,760	20%

GL NUMBER	DESCRIPTION	BUDGET	APPROPRIATION	APPROPRIATION
21-65.07-519-032	BUS RENTAL	4,800	5,760	20%
21-02.10-516-007	TRAINING MISC	5,000	6,000	20%
21-12.10-521-021	ICE CREAM	5,000	6,000	20%
21-17.17-555-002	OTHER EQUIPMENT	5,000	6,000	20%
21-17.18-530-002	WATER	5,000	6,000	20%
21-17.18-530-005	TELEPHONE	5,000	6,000	20%
21-17.20-521-021	ICE CREAM	5,000	6,000	20%
21-23.08-521-005	SUPPLY-ACTIVITY	5,000	6,000	20%
21-23.25-555-002	OTHER EQUIPMENT	5,000	6,000	20%
21-41.12-560-001	ADMISSIONS	5,000	6,000	20%
21-50.07-521-022	SUPPLY-FOOD	5,000	6,000	20%
21-62.01-505-008	INSTRUCTOR	5,000	6,000	20%
21-48.04-505-027	SUPERVISOR	5,100	6,120	20%
21-23.23-505-033	ASSISTANT-EXTRA DUTIES	5,200	6,240	20%
21-50.04-519-000	CONTRACTED SERVICES	5,300	6,360	20%
21-48.14-505-014	DIRECTOR	5,400	6,480	20%
21-02.08-510-005	HEALTH INSURANCE - HSA	5,600	6,720	20%
21-24.17-521-016	SUPPLY-CLEANING	5,700	6,840	20%
21-62.04-505-008	INSTRUCTOR	5,700	6,840	20%
21-48.14-519-000	CONTRACTED SERVICES	5,790	6,948	20%
21-41.07-505-008	INSTRUCTOR	5,804	6,965	20%
21-23.03-535-001	REPAIR-EQUIPMENT	6,000	7,200	20%
21-24.14-519-023	PROFESSIONAL SERVICES	6,000	7,200	20%
21-60.01-519-029	ADVERTISING	6,000	7,200	20%
21-60.01-521-036	SUPPLY-SPECIAL EVENTS	6,000	7,200	20%
21-24.24-521-005	SUPPLY-ACTIVITY	6,500	7,800	20%
21-62.08-519-013	INDEPENDENT CONTRACTOR	6,900	8,280	20%
21-17.11-555-002	OTHER EQUIPMENT	7,000	8,400	20%
21-24.22-521-005	SUPPLY-ACTIVITY	7,000	8,400	20%
21-30.10-530-003	HEAT	7,000	8,400	20%
21-60.09-521-005	SUPPLY-ACTIVITY	7,200	8,640	20%
21-64.10-521-005	SUPPLY-ACTIVITY	7,250	8,700	20%
21-45.01-519-012	INDEPENDENT CONTRACT-OFFICIAL	7,425	8,910	20%
21-12.18-530-003	HEAT	7,500	9,000	20%
21-17.16-505-013	DAILY	7,500	9,000	20%
21-23.28-601-065	VEGITATION MANAGEMENT	7,500	9,000	20%
21-48.01-519-012	INDEPENDENT CONTRACT-OFFICIAL	7,560	9,072	20%
21-23.24-535-030	Maintenance - Copier	7,700	9,240	20%
21-23.18-510-001	HEALTH INSURANCE- PRAIRIE LAKES	7,900	9,480	20%
21-24.17-555-002	OTHER EQUIPMENT	7,900	9,480	20%
21-10.14-521-008	SUPPLY-OTHER	8,000	9,600	20%
21-12.16-505-013	DAILY	8,000	9,600	20%
21-17.18-530-003	HEAT	8,000	9,600	20%
21-24.27-505-008	INSTRUCTOR	8,000	9,600	20%
21-45.30-530-002	WATER	8,000	9,600	20%
21-49.01-521-006	SUPPLY-UNIFORM	8,400	10,080	20%
21-60.01-521-005	SUPPLY-ACTIVITY	8,450	10,140	20%
21-62.06-505-008	INSTRUCTOR	8,780	10,536	20%
21-23.26-530-004	REFUSE & RECYCLING	9,000	10,800	20%
21-50.07-505-000	PART TIME STAFF	9,000	10,800	20%
21-24.16-510-001	HEALTH INSURANCE- MAINT STAFF	9,200	11,040	20%

GL NUMBER	DESCRIPTION	BUDGET	APPROPRIATION	APPROPRIATION
21-65.08-519-032	BUS RENTAL	9,600	11,520	20%
21-65.08-560-001	ADMISSIONS	9,600	11,520	20%
21-02.14-521-005	SUPPLY-ACTIVITY	10,000	12,000	20%
21-12.18-530-002	WATER	10,000	12,000	20%
21-24.18-530-002	WATER	10,000	12,000	20%
21-49.01-505-011	OFFICIAL-EMPLOYEE	10,200	12,240	20%
21-02.12-519-000	CONTRACTED SERVICES	10,850	13,020	20%
21-02.10-516-001	ILLINOIS PARK & REC ASSOCIATION	11,030	13,236	20%
21-50.07-519-029	ADVERTISING	11,300	13,560	20%
21-30.08-510-001	HEALTH INSURANCE- ALC	11,440	13,728	20%
21-30.09-510-001	HEALTH INSURANCE- ALC STAFF	11,440	13,728	20%
21-41.12-505-027	SUPERVISOR	11,500	13,800	20%
21-50.07-521-005	SUPPLY-ACTIVITY	11,700	14,040	20%
21-41.12-505-030	STAFF COUNSELOR	11,750	14,100	20%
21-17.18-530-001	ELECTRICITY	12,000	14,400	20%
21-23.26-530-003	HEAT	12,000	14,400	20%
21-50.04-521-005	SUPPLY-ACTIVITY	12,000	14,400	20%
21-50.07-521-040	BEVERAGE	12,000	14,400	20%
21-01.07-500-031	SUPERINTENDENT OF REVENUE FACILITIES	12,430	14,916	20%
21-41.15-519-013	INDEPENDENT CONTRACTOR	12,600	15,120	20%
21-67.02-505-008	INSTRUCTOR	13,000	15,600	20%
21-67.08-505-008	INSTRUCTOR	13,000	15,600	20%
21-24.20-505-008	INSTRUCTOR	14,000	16,800	20%
21-65.07-505-014	DIRECTOR	14,320	17,184	20%
21-65.08-505-014	DIRECTOR	14,320	17,184	20%
21-01.07-500-099	RESTRUCTURE	15,000	18,000	20%
21-12.14-505-006	CASHIER STAFF	15,000	18,000	20%
21-12.18-530-001	ELECTRICITY	15,000	18,000	20%
21-17.15-505-006	CASHIER STAFF	15,000	18,000	20%
21-24.17-521-013	SUPPLY-PAINT	15,200	18,240	20%
21-24.17-535-001	REPAIR-EQUIPMENT	16,000	19,200	20%
21-55.06-521-005	SUPPLY-ACTIVITY	16,000	19,200	20%
21-24.14-519-041	BUILDING CLEANING	16,447	19,736	20%
21-24.21-505-027	SUPERVISOR	16,500	19,800	20%
21-55.06-505-027	SUPERVISOR	17,400	20,880	20%
21-65.01-505-014	DIRECTOR	17,440	20,928	20%
21-65.06-505-014	DIRECTOR	17,520	21,024	20%
21-48.13-519-000	CONTRACTED SERVICES	17,650	21,180	20%
21-50.07-561-001	MISC EXPENSES	18,800	22,560	20%
21-12.17-521-041	SUPPLY-CHEMICALS	18,850	22,620	20%
21-54.01-519-000	CONTRACTED SERVICES	19,000	22,800	20%
21-23.24-519-042	Heat/Vent/Air Cond	19,500	23,400	20%
21-62.05-505-008	INSTRUCTOR	19,700	23,640	20%
21-17.17-521-041	SUPPLY-CHEMICALS	19,750	23,700	20%
21-24.26-505-008	INSTRUCTOR	20,000	24,000	20%
21-30.10-530-001	ELECTRICITY	20,000	24,000	20%
21-10.07-505-012	STAFF-ACCOUNTING PART TIME	20,800	24,960	20%
21-23.26-530-005	TELEPHONE	21,300	25,560	20%
21-23.23-505-041	LIGHTING SPECIALIST	22,000	26,400	20%
21-45.30-530-001	ELECTRICITY	22,000	26,400	20%
21-41.02-519-000	CONTRACTED SERVICES	22,400	26,880	20%

GL NUMBER	DESCRIPTION	BUDGET	APPROPRIATION	APPROPRIATION
21-30.10-530-005	TELEPHONE	22,650	27,180	20%
21-12.14-505-010	MANAGER	23,000	27,600	20%
21-60.01-521-044	SUPPLY-COSTUMES/VIDEOS	25,350	29,153	15%
21-17.15-505-010	MANAGER	26,000	29,900	15%
21-23.06-505-008	INSTRUCTOR	26,970	31,016	15%
21-62.07-519-023	PROFESSIONAL SERVICES	27,300	31,395	15%
21-02.99-561-004	PROGRAM ASSISTANCE	28,000	32,200	15%
21-64.02-505-008	INSTRUCTOR	30,263	34,802	15%
21-02.07-505-004	ASSISTANT	33,000	37,950	15%
21-23.26-530-002	WATER	33,750	38,813	15%
21-60.09-505-008	INSTRUCTOR	34,425	39,589	15%
21-24.22-505-008	INSTRUCTOR	40,000	46,000	15%
21-23.24-519-041	BUILDING CLEANING	41,394	47,603	15%
21-02.99-561-005	SENIOR CENTER	42,000	48,300	15%
21-30.07-500-009	MAINTENANCE-FULL TIME	44,678	51,380	15%
21-65.07-505-030	STAFF COUNSELOR	44,961	51,705	15%
21-30.09-505-027	SUPERVISOR	45,000	51,750	15%
21-65.08-505-030	STAFF COUNSELOR	45,145	51,917	15%
21-24.17-521-041	SUPPLY-CHEMICALS	46,600	53,590	15%
21-30.09-500-025	RECEPTIONIST-FULL TIME	46,629	53,623	15%
21-12.14-505-016	LIFEGUARD STAFF	47,000	54,050	15%
21-24.15-510-001	HEALTH INSURANCE- POOL STAFF	47,350	54,453	15%
21-24.18-530-003	HEAT	48,000	55,200	15%
21-41.10-519-013	INDEPENDENT CONTRACTOR	51,500	59,225	15%
21-41.14-519-000	CONTRACTED SERVICES	51,912	59,699	15%
21-23.20-500-009	MAINTENANCE-FULL TIME	52,019	59,822	15%
21-24.16-500-009	MAINTENANCE-FULL TIME	53,165	61,140	15%
21-50.07-519-011	ENTERTAINMENT	55,000	63,250	15%
21-65.01-505-007	COUNSELOR	55,922	64,310	15%
21-01.07-500-033	DIRECTOR OF FACILITIES & RECREATION	57,360	65,964	15%
21-24.15-500-012	SUPERVISOR - FULL TIME	61,200	70,380	15%
21-65.06-505-030	STAFF COUNSELOR	65,181	74,958	15%
21-23.25-505-027	SUPERVISOR	65,500	75,325	15%
21-23.17-500-024	RECREATION SERVICE MANAGER	73,900	84,985	15%
21-41.12-505-008	INSTRUCTOR	74,000	85,100	15%
21-17.15-505-016	LIFEGUARD STAFF	80,000	92,000	15%
21-50.07-519-000	CONTRACTED SERVICES	84,300	96,945	15%
21-24.18-530-001	ELECTRICITY	90,000	103,500	15%
21-23.26-530-001	ELECTRICITY	92,000	105,800	15%
21-01.07-500-001	EXECUTIVE DIRECTOR	94,430	108,595	15%
21-02.08-510-001	HEALTH INSURANCE- RECREATION	94,440	108,606	15%
21-24.15-505-006	CASHIER STAFF	95,000	109,250	15%
21-24.15-505-010	MANAGER	108,000	118,800	10%
21-01.07-500-003	SUPERINTENDENT OF RECREATION	114,547	126,002	10%
21-10.12-519-010	CREDIT CARD FEES	120,000	132,000	10%
21-24.15-505-016	LIFEGUARD STAFF	120,000	132,000	10%
21-23.25-505-025	RECEPTIONIST-PART TIME	135,000	148,500	10%
21-24.21-505-008	INSTRUCTOR	155,000	170,500	10%
21-64.10-505-008	INSTRUCTOR	160,132	176,145	10%
21-02.07-500-024	RECREATION SERVICE MANAGER	161,000	177,100	10%
21-60.01-505-008	INSTRUCTOR	161,840	178,024	10%

GL NUMBER	DESCRIPTION	BUDGET	APPROPRIATION	APPROPRIATION
21-02.07-500-012	SUPERVISOR - FULL TIME	298,000	312,900	5%
21-01.06-570-000	TRANSFER OUT	1,200,000	1,236,000	3%
FUND 21- RECREATION		$ 6,435,752	$ 7,243,121	
Fund 22 - AUDIT				
22-01.15-519-024	PROFESSIONAL AUDIT SERVICES	$ 37,700	$ 43,355	15%
Fund 22 - AUDIT		$ 37,700	$ 43,355	
Fund 23 - TORT IMMUNITY				
23-01.16-561-019	INCENTIVES	$ 400	$ 480	20%
23-01.16-561-018	EMPLOYEE RECOGNITION	800	960	20%
23-01.16-561-015	COMMITTEE IN-SERVICE	1,050	1,260	20%
23-01.08-519-062	POLLUTION LIABILITY	1,136	1,363	20%
23-01.16-561-017	EMERGENCY BOX SUPPLIES	2,000	2,400	20%
23-01.16-561-001	MISC EXPENSES	4,000	4,800	20%
23-01.16-561-016	COMMITTEE SUPPLIES	5,900	7,080	20%
23-01.15-505-036	TRAINER-INSPECTOR	8,000	9,600	20%
23-01.08-510-011	UNEMPLOYMENT CLAIMS	20,000	24,000	20%
23-01.08-519-018	PREMIUM-EMPLOY PRAC INSURANCE	20,190	24,228	20%
23-01.08-519-019	PREMIUM-LIABILITY INSURANCE	64,080	73,692	15%
23-01.08-519-021	PREMIUM-WORK COMP INSURANCE	109,468	120,415	10%
23-01.08-519-020	PREMIUM-PROPERTY INSURANCE	138,543	152,397	10%
Fund 23 - TORT IMMUNITY		$ 375,567	$ 422,675	
Fund 24 - SPECIAL RECREATION				
24-80.00-565-300	PAYING AGENT FEES	$ 475	$ 570	20%
24-85.02-601-002	BATHROOMS	8,000	9,600	20%
24-85.01-604-034	SEMINOLE PARK IMPROVEMENTS	11,000	13,200	20%
24-80.00-565-200	INTEREST PAYMENTS	18,345	22,014	20%
24-01.15-505-000	PART TIME STAFF	20,000	24,000	20%
24-85.05-604-023	SAFETY SURFACING	25,000	30,000	20%
24-85.05-604-042	DP MANOR PARK	25,000	30,000	20%
24-85.04-603-060	ADA EQUIPMENT	45,000	51,750	15%
24-01.15-561-011	OTHER PAYMENTS TO M-NASR	62,000	71,300	15%
24-80.00-565-100	PRINCIPAL PAYMENT	150,000	165,000	10%
24-01.15-519-015	MAINE NILES SPECIAL RECREATION ASSOCIATI	486,900	511,245	5%
24-85.05-604-019	WEST PARK ADA REQUIREMENTS	780,000	819,000	5%
Fund 24 - SPECIAL RECREATION		1,631,720	1,747,679	
Fund 25 - ILLINOIS MUNICIPAL RETIREMENT				
25-01.15-561-013	UNFUNDED LIABILITY	$ 100,000	$ 115,000	15%
25-01.15-510-013	RETIREMENT-IMRF	270,000	283,500	5%
Fund 25 - ILLINOIS MUNICIPAL RETIREMENT		$ 370,000	$ 398,500	
Fund 26 - SOCIAL SECURITY				
26-01.15-510-008	EMPLOYER PORTION-MEDICARE	$ 117,230	$ 128,953	10%
26-01.15-510-009	EMPLOYER PORTION-SOC SECURITY	501,000	526,050	5%
Fund 26 - SOCIAL SECURITY		$ 618,230	$ 655,003	

Fund 27 - MUSEUM				
27-01.17-601-040	HISTORICAL SOCIETY	$ 5,000	$ 6,000	20%
27-01.17-561-010	MUSEUM-CONTRIBUTION	118,000	129,800	10%
Fund 27 - MUSEUM		$ 123,000	$ 135,800	
Fund 38 - GO BONDS SERIES				
38-80.00-565-300	PAYING AGENT FEES	$ 475	$ 570	20%
38-80.00-565-500	FINANCIAL SERVICES	650	780	20%
38-80.00-565-200	INTEREST PAYMENTS	73,591	84,630	15%
38-80.00-565-100	PRINCIPAL PAYMENT	1,983,305	2,042,804	3%
Fund 38 - GO BONDS SERIES		$ 2,058,021	$ 2,128,784	
Fund 44 - CAPITAL				
44-85.02-604-051	CENTRAL PARK	$ 3,000	$ 3,600	20%
44-85.02-600-001	ARNDT PARK IMPROVEMENTS	7,000	8,400	20%
44-80.00-565-400	DEBT ISSUANCE EXPENSES	8,000	9,600	20%
44-85.04-603-026	ALC HEALTH CLUB EQUIPMENT	8,000	9,600	20%
44-85.04-600-001	ARNDT PARK IMPROVEMENTS	8,500	10,200	20%
44-85.06-605-016	SECURITY CAMERAS	10,000	12,000	20%
44-85.04-603-017	AERATOR	11,300	13,560	20%
44-85.02-601-050	PLCC BUILDING MASONARY	12,000	14,400	20%
44-85.02-608-004	FLOORING	12,000	14,400	20%
44-85.04-600-024	RAND PARK	13,000	15,600	20%
44-85.04-600-027	WEST PARK PROJECT	13,000	15,600	20%
44-85.04-604-034	SEMINOLE PARK IMPROVEMENTS	13,000	15,600	20%
44-85.04-604-033	INDOOR POOL	14,000	16,800	20%
44-85.02-604-036	RAND PARK IMPROVEMENTS	15,000	18,000	20%
44-85.04-603-040	PERSONNEL LIFT	15,000	18,000	20%
44-85.05-604-047	TETON PARK	15,000	18,000	20%
44-85.06-605-027	SERVER UPGRADE	15,000	18,000	20%
44-85.07-606-016	TRAILER	15,000	18,000	20%
44-85.06-605-029	MICROSOFT 365	17,000	20,400	20%
44-85.04-603-066	SOCCER GOALS	21,000	25,200	20%
44-85.06-605-015	HARDWARE-PARK DISTRICT	26,000	29,900	15%
44-85.01-600-022	PLCC PARKING LOT	30,000	34,500	15%
44-85.04-603-012	UTILITY VEHICLE	30,000	34,500	15%
44-85.01-604-050	SESQUICENTENNIAL PARK	35,000	40,250	15%
44-85.02-604-031	CUMBERLAND PARK	35,000	40,250	15%
44-85.03-602-002	CHAIR REPLACEMENT	35,000	40,250	15%
44-85.04-603-037	MOWERS	35,000	40,250	15%
44-85.01-601-012	IRIGATION HEADS	40,000	46,000	15%
44-85.05-604-049	WOODLAWN PARK	40,000	46,000	15%
44-85.06-605-028	BUILDING INTERCOM	40,000	46,000	15%
44-85.02-601-058	PRAIRIE LAKES COMM CENTER	45,000	51,750	15%
44-85.04-603-075	CLIMBING WALL	45,000	51,750	15%
44-85.04-603-069	RETRACTABLE BASKETBALL NETS	45,500	52,325	15%
44-85.01-600-007	DOG PARK	50,000	57,500	15%
44-85.01-604-034	SEMINOLE PARK IMPROVEMENTS	50,000	57,500	15%
44-85.05-604-046	SOUTH GULF CUL DE SAC PARK	50,000	57,500	15%
44-85.06-605-013	ALARM SYSTEM	50,000	57,500	15%
44-85.06-605-014	FINANCIAL SOFTWARE UPGRADE	50,000	57,500	15%
44-85.01-600-031	PAVING	55,000	63,250	15%

44-85.05-604-043	POTAWATOMIE PARK	55,000	63,250	15%
44-85.08-604-005	CHIPPEWA POOL	57,000	65,550	15%
44-85.04-603-099	MISCELLANEOUS CAPITAL EQUIPMENT	59,000	67,850	15%
44-85.04-603-033	EQUIPMENT-PLCC	60,000	69,000	15%
44-85.01-600-002	BALLFIELD UPGRADES	65,000	74,750	15%
44-85.01-600-011	LAKE PARK - ASPHALT	65,000	74,750	15%
44-85.07-606-007	PICKUP TRUCKS	75,000	86,250	15%
44-85.06-605-017	SOFTWARE-PARK DISTRICT	83,000	95,450	15%
44-85.04-603-031	CHIPPER	100,000	115,000	15%
44-85.04-603-055	THORGUARD	105,000	115,500	10%
44-85.02-601-002	BATHROOMS	110,000	121,000	10%
44-85.02-601-057	PLCC THEATRE	120,000	132,000	10%
44-85.02-601-060	WEST PARK FIELDHOUSE	172,500	189,750	10%
44-85.07-606-005	DUMP TRUCKS	180,000	198,000	10%
44-01.15-519-023	PROFESSIONAL SERVICES	200,000	220,000	10%
44-85.01-600-025	TENNIS COURTS	206,000	216,300	5%
44-85.05-604-052	NORTHSHIRE PARK	220,000	231,000	5%
44-85.05-604-042	DP MANOR PARK	260,000	273,000	5%
44-85.02-601-023	ALC ELECTRIC	515,000	540,750	5%
44-85.02-601-028	ALC IMPROVEMENTS	630,000	661,500	5%
44-85.02-601-047	OAKWOOD	1,406,000	1,448,180	3%
Fund 44 - CAPITAL		$ 5,775,800	$ 6,258,265	
Fund 51 - MYSTIC WATERS AQUATIC CENTER				
51-16.12-510-003	VISION CARE- SALARIES	$ 59	$ 71	20%
51-16.14-516-012	LIFEGUARD TRAINING	300	360	20%
51-16.18-521-012	HAND TOOLS	300	360	20%
51-16.16-510-004	DENTAL CARE- MAINTENANCE FULL TIME	365	438	20%
51-16.12-510-004	DENTAL CARE- SALARIES	379	455	20%
51-16.04-521-005	SUPPLY-ACTIVITY	500	600	20%
51-16.13-521-005	SUPPLY-ACTIVITY	500	600	20%
51-16.18-535-004	REPAIR-SIGNS	500	600	20%
51-16.19-519-050	BURGLAR ALARM	530	636	20%
51-16.20-519-000	CONTRACTED SERVICES	650	780	20%
51-16.14-505-049	LIFEGUARD TRAINING INSTRUCTOR	1,000	1,200	20%
51-16.14-521-009	SUPPLY-OFFICE	1,000	1,200	20%
51-16.18-521-011	SUPPLY-HARDWARE	1,200	1,440	20%
51-16.18-521-008	SUPPLY-OTHER	1,400	1,680	20%
51-16.04-535-001	REPAIR-EQUIPMENT	1,500	1,800	20%
51-16.14-516-009	STAFF TRAINING	2,000	2,400	20%
51-16.14-521-002	SUPPLY - FIRST AID	2,000	2,400	20%
51-16.14-521-005	SUPPLY-ACTIVITY	2,000	2,400	20%
51-16.14-555-008	COMPUTER EQUIPMENT	2,000	2,400	20%
51-16.17-505-018	MAINTENANCE-PART TIME SPRING	2,000	2,400	20%
51-16.17-519-037	CONTRACT LABOR	2,000	2,400	20%
51-16.16-510-001	HEALTH INSURANCE- MAINTENANCE FULL TIME	2,300	2,760	20%
51-16.18-521-013	SUPPLY-PAINT	2,300	2,760	20%
51-16.18-519-028	RENTAL EQUIPMENT	2,500	3,000	20%
51-16.18-521-043	SUPPLY-ELECTRIC	2,500	3,000	20%
51-16.03-521-005	SUPPLY-ACTIVITY	3,000	3,600	20%
51-16.04-555-000	EQUIPMENT- CONCESSIONS	3,000	3,600	20%

GL NUMBER	DESCRIPTION	BUDGET	APPROPRIATION	APPROPRIATION
51-16.18-519-042	Heat/Vent/Air Cond	3,000	3,600	20%
51-85.06-605-020	COMPUTER-HARDWARE	3,500	4,200	20%
51-16.18-521-028	SUPPLY PLUMBING	4,000	4,800	20%
51-16.14-555-000	EQUIPMENT- GENERAL	4,500	5,400	20%
51-16.18-521-007	SUPPLY-PAPER	4,700	5,640	20%
51-16.04-521-007	SUPPLY-PAPER	5,000	6,000	20%
51-16.14-521-030	SUPPLY-PRINTING	5,000	6,000	20%
51-85.04-603-062	CONCESSION EQUIPMENT	5,000	6,000	20%
51-16.18-555-000	EQUIPMENT- MAINTENANCE	5,500	6,600	20%
51-16.17-505-000	PART TIME STAFF	7,000	8,400	20%
51-16.18-521-014	SUPPLY-MECHANICAL	7,000	8,400	20%
51-16.04-521-020	HOT DOGS	8,000	9,600	20%
51-16.14-519-023	PROFESSIONAL SERVICES	8,000	9,600	20%
51-16.14-519-029	ADVERTISING	9,000	10,800	20%
51-16.19-530-004	REFUSE & RECYCLING	9,000	10,800	20%
51-16.19-530-005	TELEPHONE	11,200	13,440	20%
51-16.04-505-010	MANAGER	12,000	14,400	20%
51-16.13-505-010	MANAGER	12,000	14,400	20%
51-16.13-505-050	OFFICE/GROUP REGISTRATIONS	12,000	14,400	20%
51-85.03-602-002	CHAIR REPLACEMENT	12,000	14,400	20%
51-16.18-521-016	SUPPLY-CLEANING	12,150	14,580	20%
51-16.18-535-016	REPAIR GROUNDS	13,000	15,600	20%
51-16.16-500-017	SUPERVISOR- ASST FULL TIME	13,921	16,705	20%
51-16.18-535-001	REPAIR-EQUIPMENT	14,250	17,100	20%
51-16.14-521-006	SUPPLY-UNIFORM	15,000	18,000	20%
51-16.04-521-040	BEVERAGE	16,000	19,200	20%
51-16.04-505-006	CASHIER STAFF	18,000	21,600	20%
51-85.06-605-006	SECURITY CAMERAS	20,000	24,000	20%
51-85.04-603-064	SHADE STRUCTURE	21,100	25,320	20%
51-16.12-510-001	HEALTH INSURANCE- SALARIES	23,700	28,440	20%
51-16.15-505-017	HEAD LIFEGUARD	24,000	28,800	20%
51-16.04-521-021	ICE CREAM	26,000	29,900	15%
51-16.19-530-003	HEAT	26,000	29,900	15%
51-16.16-500-009	MAINTENANCE-FULL TIME	28,354	32,607	15%
51-16.04-505-005	ATTENDANT	30,000	34,500	15%
51-01.07-500-021	ADMINISTRATIVE SALARIES	30,125	34,644	15%
51-16.14-519-010	CREDIT CARD FEES	32,000	36,800	15%
51-16.13-505-006	CASHIER STAFF	35,000	40,250	15%
51-16.15-505-010	MANAGER	35,000	40,250	15%
51-85.06-605-002	SOUND SYSTEM	35,000	40,250	15%
51-16.17-505-019	MAINTENANCE-PART TIME SPRING SUMMER	40,000	46,000	15%
51-16.12-500-024	RECREATION SERVICE MANAGER	47,260	54,349	15%
51-16.18-521-041	SUPPLY-CHEMICALS	50,000	57,500	15%
51-16.19-530-001	ELECTRICITY	50,000	57,500	15%
51-85.08-535-099	EMERGENCY REPAIRS	50,000	57,500	15%
51-16.04-521-046	SNACKS	53,000	60,950	15%
51-16.19-530-002	WATER	55,000	63,250	15%
51-85.08-600-030	FENCING	75,000	86,250	15%
51-01.06-570-000	TRANSFER OUT	78,026	89,730	15%
51-85.08-608-001	BOILER REPLACEMENT	80,000	92,000	15%
51-85.08-608-012	PUMPS/MOTOR REPLACEMENT	85,000	97,750	15%

GL NUMBER	DESCRIPTION	BUDGET	APPROPRIATION	APPROPRIATION
51-16.15-505-005	ATTENDANT	100,000	115,000	15%
51-85.08-601-067	POOL IMPROVEMENTS	186,000	204,600	10%
51-16.15-505-016	LIFEGUARD STAFF	225,000	236,250	5%
51-85.08-608-011	WATERSLIDE	1,018,000	1,048,540	3%
Fund 51 - MYSTIC WATERS AQUATIC CENTER		$ 2,846,069	$ 3,137,835	
Fund 52 - LAKE PARK GOLF COURSE				
52-72.12-510-003	VISION CARE- GOLF	$ 107	$ 128	20%
52-72.12-510-002	LIFE INSURANCE- GOLF	120	144	20%
52-13.08-510-003	VISION CARE	129	155	20%
52-13.08-510-002	LIFE INSURANCE	160	192	20%
52-13.08-515-001	MEDICAL	200	240	20%
52-72.13-517-008	OTHER MEMBERSHIPS	200	240	20%
52-72.04-521-005	SUPPLY-ACTIVITY	250	300	20%
52-13.14-521-011	SUPPLY-HARDWARE	300	360	20%
52-13.14-521-012	HAND TOOLS	300	360	20%
52-72.14-521-002	SUPPLY - FIRST AID	350	420	20%
52-72.14-521-007	SUPPLY-PAPER	400	480	20%
52-72.14-535-002	REPAIR-FACILITY	400	480	20%
52-72.09-521-016	SUPPLY-CLEANING	450	540	20%
52-72.12-510-004	DENTAL CARE- GOLF	493	592	20%
52-13.14-521-002	SUPPLY - FIRST AID	500	600	20%
52-15.03-521-012	HAND TOOLS	500	600	20%
52-72.09-521-007	SUPPLY-PAPER	500	600	20%
52-72.09-535-001	REPAIR-EQUIPMENT	500	600	20%
52-72.14-535-001	REPAIR-EQUIPMENT	500	600	20%
52-72.20-521-013	SUPPLY-PAINT	500	600	20%
52-72.12-510-005	HEALTH INSURANCE - HSA	560	672	20%
52-13.08-510-004	DENTAL CARE	592	710	20%
52-13.14-521-013	SUPPLY-PAINT	600	720	20%
52-56.03-521-005	SUPPLY-ACTIVITY	600	720	20%
52-72.14-521-030	SUPPLY-PRINTING	600	720	20%
52-13.14-521-006	SUPPLY-UNIFORM	700	840	20%
52-15.03-521-011	SUPPLY-HARDWARE	750	900	20%
52-72.20-555-003	NON-POWER TOOLS	750	900	20%
52-72.14-521-009	SUPPLY-OFFICE	800	960	20%
52-72.14-521-066	SUPPLY-GARBAGE CONTAINERS	800	960	20%
52-72.26-530-005	TELEPHONE	800	960	20%
52-13.14-521-014	SUPPLY-MECHANICAL	900	1,080	20%
52-15.02-535-020	REPAIR SPLASH PAD	900	1,080	20%
52-13.13-519-050	BURGLAR ALARM	1,000	1,200	20%
52-13.14-521-010	SUPPLY-GARBAGE BAGS	1,000	1,200	20%
52-13.25-530-002	WATER	1,000	1,200	20%
52-15.06-535-002	REPAIR-FACILITY	1,000	1,200	20%
52-72.06-521-031	SUPPLY-PRO SHOP	1,000	1,200	20%
52-72.10-521-005	SUPPLY-ACTIVITY	1,000	1,200	20%
52-72.20-555-004	POWER TOOLS	1,000	1,200	20%
52-72.26-530-002	WATER	1,000	1,200	20%
52-72.25-530-002	WATER	1,050	1,260	20%
52-15.25-530-002	WATER	1,100	1,320	20%
52-72.14-519-050	BURGLAR ALARM	1,100	1,320	20%

GL NUMBER	DESCRIPTION	BUDGET	APPROPRIATION	APPROPRIATION
52-15.03-521-008	SUPPLY-OTHER	1,200	1,440	20%
52-15.03-535-034	THORGUARD REPAIRS	1,200	1,440	20%
52-72.06-521-030	SUPPLY-PRINTING	1,400	1,680	20%
52-72.14-521-006	SUPPLY-UNIFORM	1,400	1,680	20%
52-15.02-519-028	RENTAL EQUIPMENT	1,500	1,800	20%
52-72.09-521-034	SUPPLY-SANDWICH	1,500	1,800	20%
52-72.09-555-000	EQUIPMENT- CONCESSIONS	1,500	1,800	20%
52-72.26-530-003	HEAT	1,500	1,800	20%
52-31.02-595-085	GASOLINE	1,600	1,920	20%
52-15.03-521-007	SUPPLY-PAPER	1,750	2,100	20%
52-13.15-535-001	REPAIR-EQUIPMENT	1,800	2,160	20%
52-13.14-521-005	SUPPLY-ACTIVITY	2,000	2,400	20%
52-13.14-521-009	SUPPLY-OFFICE	2,000	2,400	20%
52-13.14-521-016	SUPPLY-CLEANING	2,000	2,400	20%
52-72.14-521-005	SUPPLY-ACTIVITY	2,000	2,400	20%
52-15.03-521-048	SUPPLY-SAND	2,500	3,000	20%
52-72.25-530-004	REFUSE & RECYCLING	2,500	3,000	20%
52-72.13-516-007	TRAINING MISC	2,675	3,210	20%
52-72.09-521-024	SUPPLY-SNACKS	2,800	3,360	20%
52-13.14-521-007	SUPPLY-PAPER	2,900	3,480	20%
52-15.03-521-014	SUPPLY-MECHANICAL	3,000	3,600	20%
52-72.09-521-023	SUPPLY-VENDING	3,000	3,600	20%
52-72.25-530-003	HEAT	3,000	3,600	20%
52-73.03-505-008	INSTRUCTOR	3,200	3,840	20%
52-13.13-519-005	CONTRACT-FIRE ALARM	3,440	4,128	20%
52-13.06-521-075	WINE	3,500	4,200	20%
52-15.04-519-007	CONTRACT-PEST CONTROL	3,500	4,200	20%
52-72.14-519-029	ADVERTISING	3,500	4,200	20%
52-72.16-521-025	SUPPLY-TOURNAMENT	3,500	4,200	20%
52-72.20-521-048	SUPPLY-SAND	3,500	4,200	20%
52-85.06-605-012	COMPUTER-HARDWARE	3,500	4,200	20%
52-72.09-521-021	ICE CREAM	3,700	4,440	20%
52-13.06-521-040	BEVERAGE	4,000	4,800	20%
52-15.03-521-010	SUPPLY-GARBAGE BAGS	4,000	4,800	20%
52-72.09-521-040	BEVERAGE	4,000	4,800	20%
52-72.26-530-001	ELECTRICITY	4,000	4,800	20%
52-13.25-530-005	TELEPHONE	4,300	5,160	20%
52-13.13-519-004	CONTRACT-ELEVATOR	4,500	5,400	20%
52-15.04-519-063	PORT-A-POTTY RENTAL	4,500	5,400	20%
52-13.07-505-000	PART TIME STAFF	5,000	6,000	20%
52-13.13-519-010	CREDIT CARD FEES	5,000	6,000	20%
52-15.03-521-049	SUPPLY-FERTILIZER	5,000	6,000	20%
52-15.04-601-065	VEGITATION MANAGEMENT	5,000	6,000	20%
52-72.04-505-008	INSTRUCTOR	5,000	6,000	20%
52-72.20-521-060	GENERAL GROUNDS	5,000	6,000	20%
52-85.01-603-007	LIGHTING	5,000	6,000	20%
52-72.15-521-005	SUPPLY-ACTIVITY	5,100	6,120	20%
52-72.25-530-005	TELEPHONE	5,100	6,120	20%
52-85.01-600-034	DRYJET GREENS	6,250	7,500	20%
52-72.09-521-071	BEVERAGES - ALCOHOL	7,000	8,400	20%
52-72.20-535-008	REPAIR-GOLF COURSE	7,000	8,400	20%

GL NUMBER	DESCRIPTION	BUDGET	APPROPRIATION	APPROPRIATION
52-13.25-530-003	HEAT	7,200	8,640	20%
52-72.25-530-001	ELECTRICITY	7,500	9,000	20%
52-13.06-521-071	BEVERAGES - ALCOHOL	7,800	9,360	20%
52-13.08-510-001	HEALTH INSURANCE	7,900	9,480	20%
52-13.15-535-002	REPAIR-FACILITY	8,000	9,600	20%
52-85.04-600-015	LAKE PARK MISC	8,000	9,600	20%
52-13.14-521-008	SUPPLY-OTHER	8,600	10,320	20%
52-13.07-500-023	FOREMAN	8,999	10,799	20%
52-13.06-521-074	BEER	9,500	11,400	20%
52-13.14-521-050	SUPPLY-LANDSCAPE	11,000	13,200	20%
52-15.25-530-004	REFUSE & RECYCLING	11,000	13,200	20%
52-15.02-555-002	OTHER EQUIPMENT	11,300	13,560	20%
52-72.12-510-001	HEALTH INSURANCE- GOLF	11,800	14,160	20%
52-15.02-535-012	REPAIR-MAINTENANCE BLDG.	12,500	15,000	20%
52-72.14-519-010	CREDIT CARD FEES	13,000	15,600	20%
52-15.03-521-050	SUPPLY-LANDSCAPE	13,100	15,720	20%
52-72.11-500-018	SUPERVISOR-LANDSCAPE MAINT	14,219	17,063	20%
52-15.02-535-002	REPAIR-FACILITY	14,665	17,598	20%
52-85.01-600-037	COURSE IMPROVEMENTS	15,000	18,000	20%
52-85.01-604-039	LAKE PARK MARINA IMPROVEMENTS	15,000	18,000	20%
52-13.25-530-001	ELECTRICITY	16,000	19,200	20%
52-13.07-505-027	SUPERVISOR	17,000	20,400	20%
52-73.01-505-006	CASHIER STAFF	20,000	24,000	20%
52-85.01-603-020	LAKE PARK GOLF COURSE	20,000	24,000	20%
52-56.03-519-013	INDEPENDENT CONTRACTOR	22,000	26,400	20%
52-72.11-500-012	SUPERVISOR - FULL TIME	24,141	28,969	20%
52-13.07-500-012	SUPERVISOR - FULL TIME	24,872	29,846	20%
52-85.02-608-007	BUILDING IMPROVEMENTS	25,000	30,000	20%
52-85.03-603-070	TABLES AND CHAIRS	25,000	30,000	20%
52-85.06-605-002	SOUND SYSTEM	30,000	33,000	10%
52-01.07-500-021	ADMINISTRATIVE SALARIES	32,987	36,286	10%
52-13.07-500-018	SUPERVISOR-LANDSCAPE MAINT	35,546	39,101	10%
52-85.01-600-011	LAKE PARK - ASPHALT	40,000	44,000	10%
52-85.04-603-021	PADDLE BOATS	45,000	49,500	10%
52-01.06-570-000	TRANSFER OUT	45,160	49,676	10%
52-72.11-505-027	SUPERVISOR	53,000	58,300	10%
52-15.01-505-003	MAINTENANCE-PART TIME	70,000	77,000	10%
52-85.02-601-081	LAKE PARK MAINTENANCE BLDG IMPROVEMENTS	70,000	77,000	10%
52-72.20-519-000	CONTRACTED SERVICES	93,500	102,850	10%
52-85.02-601-043	LAKE PARK CLUBHOUSE/LAKEVIEW IMPROVEMT	265,000	278,250	5%
Fund 52 - LAKE PARK GOLF COURSE		$ 1,390,565	$ 1,577,409	
Fund 53 - MT. VIEW ADVENTURE GOLF				
53-74.02-510-003	VISION CARE- MINIATURE GOLF	$ 27	$ 32	20%
53-74.02-510-004	DENTAL CARE- MINIATURE GOLF	111	133	20%
53-74.04-535-035	REPAIR-CONCESSIONS	200	240	20%
53-74.04-521-016	SUPPLY-CLEANING	300	360	20%
53-74.24-521-002	SUPPLY - FIRST AID	450	540	20%
53-74.02-521-005	SUPPLY-ACTIVITY	500	600	20%
53-74.22-555-003	NON-POWER TOOLS	500	600	20%
53-74.24-521-010	SUPPLY-GARBAGE BAGS	500	600	20%

GL NUMBER	DESCRIPTION	BUDGET	APPROPRIATION	APPROPRIATION
53-85.06-605-008	SECURITY SYSTEMS	500	600	20%
53-74.23-519-008	CONTRACT-SECURITY	540	648	20%
53-74.04-521-007	SUPPLY-PAPER	600	720	20%
53-74.24-521-006	SUPPLY-UNIFORM	650	780	20%
53-74.26-535-001	REPAIR-EQUIPMENT	650	780	20%
53-74.26-525-004	CHEMICALS	800	960	20%
53-74.25-530-004	REFUSE & RECYCLING	850	1,020	20%
53-74.23-519-007	CONTRACT-PEST CONTROL	1,000	1,200	20%
53-74.04-555-000	EQUIPMENT- CONCESSIONS	1,200	1,440	20%
53-74.23-519-022	PRINTING	1,220	1,464	20%
53-74.22-555-002	OTHER EQUIPMENT	1,500	1,800	20%
53-74.23-519-000	CONTRACTED SERVICES	2,000	2,400	20%
53-74.25-530-003	HEAT	2,000	2,400	20%
53-85.06-605-011	COMPUTER	2,000	2,400	20%
53-74.23-519-029	ADVERTISING	2,200	2,640	20%
53-75.00-535-018	MAINTENANCE-BATTING CAGES	2,800	3,360	20%
53-74.25-530-002	WATER	3,000	3,600	20%
53-74.02-500-018	SUPERVISOR-LANDSCAPE MAINT	3,555	4,266	20%
53-74.04-521-024	SUPPLY-SNACKS	4,000	4,800	20%
53-74.24-521-005	SUPPLY-ACTIVITY	4,000	4,800	20%
53-75.00-521-005	SUPPLY-ACTIVITY	4,000	4,800	20%
53-74.04-521-040	BEVERAGE	4,250	5,100	20%
53-74.26-535-002	REPAIR-FACILITY	4,500	5,400	20%
53-74.02-500-009	MAINTENANCE-FULL TIME	5,125	6,150	20%
53-74.04-521-021	ICE CREAM	5,700	6,840	20%
53-74.25-530-005	TELEPHONE	5,900	7,080	20%
53-74.26-535-015	REPAIRS - BUILDING/SPECIAL PROJECTS	6,000	7,200	20%
53-74.02-505-006	CASHIER STAFF	7,000	8,400	20%
53-74.26-535-016	REPAIR GROUNDS	7,000	8,400	20%
53-74.02-500-023	FOREMAN	8,999	10,799	20%
53-74.04-519-010	CREDIT CARD FEES	11,500	13,800	20%
53-74.25-530-001	ELECTRICITY	20,000	24,000	20%
53-74.02-500-012	SUPERVISOR - FULL TIME	24,141	28,969	20%
53-01.06-570-000	TRANSFER OUT	24,216	29,059	20%
53-85.01-600-036	SKATE PARK	25,000	30,000	20%
53-85.04-603-020	NETTING	25,000	30,000	20%
53-85.06-605-009	SOUND SYSTEM	25,000	30,000	20%
53-85.02-601-021	COURSE REPAIRS/BUILDING	31,000	35,650	15%
53-75.00-505-005	ATTENDANT	36,000	41,400	15%
53-74.02-505-000	PART TIME STAFF	42,000	48,300	15%
53-01.07-500-021	ADMINISTRATIVE SALARIES	51,192	58,871	15%
Fund 53 - MT. VIEW ADVENTURE GOLF		$ 411,176	$ 485,401	
Fund 54 - GOLF CENTER DES PLAINES				
54-77.20-521-029	SUPPLY-POSTAGE	$ 100	$ 120	20%
54-79.02-510-003	VISION CARE- GOLF COURSE	118	142	20%
54-78.03-515-001	MEDICAL	200	240	20%
54-77.13-510-003	VISION CARE- GOLF CENTER	204	245	20%
54-77.13-510-002	LIFE INSURANCE- GOLF CENTER	290	348	20%
54-77.15-517-008	OTHER MEMBERSHIPS	490	588	20%
54-77.20-521-053	SUPPLY-COMPUTER	500	600	20%

GL NUMBER	DESCRIPTION	BUDGET	APPROPRIATION	APPROPRIATION
54-77.19-519-060	SECURITY SYSTEM LEASE	550	660	20%
54-77.14-515-001	MEDICAL	600	720	20%
54-77.20-521-002	SUPPLY - FIRST AID	710	852	20%
54-79.02-510-004	DENTAL CARE- GOLF COURSE	760	912	20%
54-77.20-521-007	SUPPLY-PAPER	800	960	20%
54-77.13-510-004	DENTAL CARE- GOLF CENTER	1,000	1,200	20%
54-77.19-555-099	EQUIPMENT RENTAL	1,000	1,200	20%
54-78.04-535-011	REPAIR-GOLF RANGE LIGHTING	1,000	1,200	20%
54-77.19-519-063	PORT-A-POTTY RENTAL	1,035	1,242	20%
54-31.01-590-010	CHEVROLET 4X4 P/U 2008 (V10)	1,500	1,800	20%
54-31.01-590-028	FORD F250 4X4 P/U 2006 (V#28)	1,500	1,800	20%
54-31.01-590-092	CHEVY VAN 2015 (V#29)	1,500	1,800	20%
54-77.19-519-007	CONTRACT-PEST CONTROL	1,500	1,800	20%
54-85.06-605-006	SECURITY CAMERAS	1,500	1,800	20%
54-79.01-502-000	DOUBLE TIME	1,650	1,980	20%
54-77.19-519-003	CONTRACT-ELECTRONIC SIGN	2,000	2,400	20%
54-78.05-521-011	SUPPLY-HARDWARE	2,250	2,700	20%
54-77.18-535-036	REPAIR-COURSE LIGHTING	2,500	3,000	20%
54-77.20-521-005	SUPPLY-ACTIVITY	2,500	3,000	20%
54-77.20-521-009	SUPPLY-OFFICE	2,700	3,240	20%
54-78.05-521-006	SUPPLY-UNIFORM	2,750	3,300	20%
54-79.02-510-005	HEALTH INSURANCE - HSA	2,800	3,360	20%
54-77.17-555-000	EQUIPMENT- GOLF CENTER	3,000	3,600	20%
54-77.20-521-008	SUPPLY-OTHER	3,000	3,600	20%
54-78.05-521-010	SUPPLY-GARBAGE BAGS	3,000	3,600	20%
54-78.05-521-037	SUPPLY-TOOLS	3,000	3,600	20%
54-78.05-521-014	SUPPLY-MECHANICAL	3,750	4,500	20%
54-78.05-521-013	SUPPLY-PAINT	3,900	4,680	20%
54-31.02-595-046	VEHICLE GAS/OIL	4,000	4,800	20%
54-77.19-519-000	CONTRACTED SERVICES	4,000	4,800	20%
54-77.13-510-005	HEALTH INSURANCE - HSA	4,200	5,040	20%
54-79.06-521-060	GENERAL GROUNDS	4,500	5,400	20%
54-77.20-521-036	SUPPLY-SPECIAL EVENTS	4,550	5,460	20%
54-77.19-519-005	CONTRACT-FIRE ALARM	5,000	6,000	20%
54-77.19-519-017	PRE-PAID CARDS	5,000	6,000	20%
54-78.04-535-037	REPAIR-GROUNDS	5,000	6,000	20%
54-77.16-516-001	ILLINOIS PARK & REC ASSOCIATION	5,315	6,378	20%
54-77.19-519-053	MOSQUITO SPRAYING	5,800	6,960	20%
54-78.05-521-001	CUSTODIAL	5,800	6,960	20%
54-31.02-595-041	DIESEL FUEL	6,000	7,200	20%
54-85.04-606-022	EQUIPMENT	6,000	7,200	20%
54-77.19-519-004	CONTRACT-ELEVATOR	6,450	7,740	20%
54-79.06-521-006	SUPPLY-UNIFORM	7,000	8,400	20%
54-77.16-516-007	TRAINING MISC	7,250	8,700	20%
54-85.04-603-002	BALL PICKER	7,500	9,000	20%
54-78.05-521-007	SUPPLY-PAPER	7,800	9,360	20%
54-85.01-600-034	DRYJET GREENS	8,000	9,600	20%
54-77.14-515-003	AUTO USE	8,500	10,200	20%
54-77.06-505-008	INSTRUCTOR	9,000	10,800	20%
54-77.21-530-002	WATER	9,000	10,800	20%
54-77.21-530-004	REFUSE & RECYCLING	9,000	10,800	20%

GL NUMBER	DESCRIPTION	BUDGET	APPROPRIATION	APPROPRIATION
54-78.05-521-050	SUPPLY-LANDSCAPE	9,500	11,400	20%
54-85.04-603-007	LIGHTING	10,000	12,000	20%
54-77.18-535-002	REPAIR-FACILITY	10,500	12,600	20%
54-78.04-535-013	REPAIR-NETS	11,500	13,800	20%
54-78.04-535-001	REPAIR-EQUIPMENT	12,500	15,000	20%
54-79.01-501-000	OVERTIME	12,500	15,000	20%
54-77.21-530-003	HEAT	15,000	18,000	20%
54-79.07-530-001	ELECTRICITY	15,000	18,000	20%
54-77.21-530-005	TELEPHONE	15,380	18,456	20%
54-77.17-519-022	PRINTING	15,500	18,600	20%
54-78.31-590-099	BALL PICKER	16,000	19,200	20%
54-78.05-521-062	MATS, BASKETS, TEES	16,500	19,800	20%
54-79.05-535-008	REPAIR-GOLF COURSE	20,000	24,000	20%
54-85.06-605-005	COMPUTER HARDWARE	20,000	24,000	20%
54-79.01-505-001	CUSTODIAL STAFF	20,600	24,720	20%
54-77.12-505-009	FACILITY MANAGERS - PT	22,000	26,400	20%
54-85.01-600-041	COURSE IMPROVEMENTS	25,000	30,000	20%
54-85.02-601-001	AC UNIT REPLACEMENT	25,000	30,000	20%
54-78.05-555-000	EQUIPMENT- GOLF RANGE	28,000	32,200	15%
54-85.01-600-035	DRIVING RANGE NETTING	30,000	34,500	15%
54-77.13-510-001	HEALTH INSURANCE- GOLF CENTER	31,650	36,398	15%
54-77.12-500-015	SUPERVISOR - TECHNOLOGY	32,756	37,669	15%
54-79.02-510-001	HEALTH INSURANCE- GOLF COURSE	34,500	39,675	15%
54-78.04-535-038	REPAIR-BUILDING	40,950	47,093	15%
54-85.01-600-031	PAVING	45,000	51,750	15%
54-85.02-601-019	WINDOWS-CLUB CASA/LOBBY	50,000	57,500	15%
54-78.01-505-051	PART TIME STARTERS	52,500	60,375	15%
54-85.06-605-003	TEE UP SYSTEM	55,000	63,250	15%
54-77.17-519-029	ADVERTISING	57,500	66,125	15%
54-77.12-500-022	FACILITY MANAGER	62,046	71,353	15%
54-79.01-505-053	PICKERS	65,000	74,750	15%
54-79.01-500-017	SUPERVISOR- ASST FULL TIME	73,590	84,629	15%
54-85.01-537-037	GROUNDS	80,000	92,000	15%
54-85.02-601-003	BUILDING REPAIRS	80,000	92,000	15%
54-77.17-519-010	CREDIT CARD FEES	90,000	103,500	15%
54-78.05-521-018	RANGE BALLS	91,000	104,650	15%
54-77.21-530-001	ELECTRICITY	120,000	132,000	10%
54-85.04-603-008	MOWER	150,000	165,000	10%
54-77.12-500-021	ADMINISTRATIVE SALARIES	162,460	178,706	10%
54-78.01-505-025	RECEPTIONIST-PART TIME	165,000	181,500	10%
54-78.01-505-024	RANGE/DECK ATTENDANTS	175,000	192,500	10%
54-79.01-519-000	CONTRACTED SERVICES	183,544	201,898	10%
54-01.06-570-000	TRANSFER OUT	1,134,430	1,168,463	3%
Fund 54 - GOLF CENTER DES PLAINES		$ 3,582,728	$ 3,960,847	
ALL FUNDS		$ 32,210,978	$ 35,508,818	

Exhibit E

April 21, 2026

Cook County Clerk's Office
118 North Clark Street
Chicago, Illinois 60602

RE: Des Plaines Park District Estimate of Revenue for Fiscal Year Ending April 30, 2027

The Des Plaines Park District, County of Cook, State of Illinois, anticipates receiving the following revenues in the Fiscal Year beginning May 1, 2026 and ending April 30, 2027.

Real Estate Taxes	$ 11,713,107
Corporate Replacement Taxes	600,000
Interest	1,104,600
User Fees & Misc Revenue	10,372,988
Grant Revenue	0
Bond Proceeds	955,000
Transfers between funds	3,458,885
Total Revenues	$ 28,204,580

Jana Haas, Treasurer

Agenda Item 9 – B, C, D

Action requested

DATE: April 21, 2026

TO: Board of Commissioners

FROM: Nicole Dale, Director of Administration & HR

SUBJECT: **Approval of Revisions to Employee Handbook (Personnel Manual), Crisis Management Manual, and Safety Manual**

Over the course of the past year, staff have reviewed the Employee Handbook, Crisis Manual, and Safety Manual and made notations on sections that should be added, revised, or deleted based on changes to labor laws, actual situations or incidents that have occurred. Shortly before the start of the new fiscal year, revisions are presented to the Board for consideration. The last revision approval by the board took place in April 2025. I have included the specific text of major revisions that are being recommended.

The Manuals are also available to all District Employees through Paycom and will only be produced in hard copy for full-time staff, facility locations, and by special request from all others.

ACTION ITEM 9-B: EMPLOYEE MANUAL

The recommended revisions to the manual are below:

Minor Adjustments – We have updated the names, titles and phone numbers of staff and commissioners. We updated to include our current immediate care (from AMITA to Physician's Immediate Care/WellNow). We also added the specific Administrative Procedure to reference under several policies.

HOURS OF WORK & OVERTIME: EXEMPT & NON-EXEMPT POSITIONS – Page 3 (Required)
This section of the employee manual discusses lunch breaks for both exempt and non-exempt positions. Effective January 1, 2026, in accordance with the Nursing Mothers in the Workplace Act, we must provide paid break time for nursing mothers to express breast milk.

> ***ADD:*** *Nursing mothers will also receive reasonable paid breaks (as needed) to express milk (e.g., breastfeeding, pumping, etc.) in a private location for one year after the child's birth. Nursing mothers will be compensated at their regular rate of pay and will not be required to use paid leave/paid time off for these breaks. Mothers requiring a break to express milk should discuss with their immediate supervisor or the Human Resources Department the appropriate location.*

SMOKE FREE WORKPLACE – Page 25
To improve productivity at the District, as well as promote a healthier workplace, we would like to add the following policy to our Smoke Free Workplace policy:

ADD: *Employees are prohibited from smoking (including e-cigarettes, e-cigars, vapes, or other similar devices) on Park District property. Employees are allowed to smoke during their lunch break between the hours of 12:00pm-12:30pm; the use of any tobacco products outside of this time is not permitted. To maintain a professional image, unlit cigarettes or other tobacco products should not be placed in the mouth while on duty.*

DEFERRED COMPENSATION PLAN– Page 27

We recently added a Roth Option to our 457(b) Retirement Plan with MissionSquare. We are looking to update the title from DEFERRED COMPENSATION PLAN to 457(B) RETIREMENT PLAN and make the following changes:

ADD: *The District offers both a deferred compensation plan (pre-tax) and a Roth contribution plan (after-tax).*

We are also looking to update eligibility from offering this to all staff to only offer to Full Time and IMRF eligible part-time staff. Currently, we do not have any part-time or seasonal staff participating in the plan and it would add an administrative burden to process enrollment and changes for staff that may lack longevity.

USE OF PARK DISTRICT DISCOUNTS – Page 27

For full time and permanent part time staff, we recommend updating the following benefits:

REMOVE: *50% discount on Leader Program (LIT); and Purchase Pro Shop supplies at Lake Park at cost plus 10%*

For part-time staff, we recommend updating the following benefits:

ADD: *General programs/pre-registration at 50% discount for employees (does not include trips, camps, Creative Corners, Des Plaines Dance Academy, Artistry In Motion or contractual programs).*

REMOVE: *General programs/pre-registration at no charge. (does not include trips, camps, Leader in Training (LIT), Creative Corners, Artistry In Motion or contractual programs).*

For seasonal employees, we recommend updating the following benefits, as well as better define seasonal staff from "working less than six consecutive months" to "working less than six consecutive months or less than 10 hours/month, year-round."

REMOVE:

- *Discounts for their dependents (spouse and dependent children 26 and under living at home)*
- *50% discount on general programs at resident rates (does not include trips, camps, Leader in Training (LIT), Creative Corners, or contractual programs)*
- *Seasonal Employees may register for contractual classes/programs offered by the Park District at a discounted rate equal to the direct cost charged to the Park District by the contractor.*

UPDATE:

- *A free individual outdoor pool pass for the three aquatic facilities or family pool pass, which must include the employee, at a discounted rate of 50% off the resident rate*
    - Update to: *a discounted rate of 25% off the resident rate.*

- *Golf Facilities including Golf Center Golf Course, Lake Park, & Mt. View mine Adventure Golf will receive $3.00 off resident daily fee at time of play.*
    - Update to: *$5.00 off resident daily fee*

CAR ALLOWANCE – Page 29

We are looking to update the title from CAR ALLOWANCE to MILEAGE REIMBURSEMENT to better reflect this policy. Staff no longer receive a car allowance.

> ***ADD:*** *Director and Superintendent level positions have an auto allowance competent built into their annual salary and no additional auto reimbursement payments will be made.*
>
> ***REMOVE:*** *Any employee receiving a set monthly car allowance is not permitted to utilize a district vehicle unless authorized by the Executive Director. All monthly car allowances must be properly budgeted and approved by the Board of commissioners.*

MILITARY LEAVE – Page 40

We had to make required changes to the Miliary Leave Act policy, and it caused us to review our Miliary Leave policy. We determined we should detail who is eligible for the leave.

ADD:

- *Active duty and active service. "Active service" does not include absences to work as a military technician, sometimes known as a federal dual-status technician.*
- *Active duty training.*
- *Inactive duty training.*
- *Funeral honors duty.*
- *Reserve component active service*.

MILITARY LEAVE ACT – Page 40 (Required)

Effective August 1, 2025, the Military Leave Act requires employers with 51 or more employees to provide up to 8 hours per month (max 40 hours/year) for employees servicing on military funeral honors detail, paid at their regular rate.

> ***ADD:*** *The District grants 30 days of unpaid family military leave to eligible employees who are either the spouses, civil union partner, parents, grandparents or children of soldiers called into active military duty. The leave must be taken during the period the military deployment orders are in effect.*
>
> *Employees can take unpaid leave under this Act only after they exhaust all accrued vacation and personal days available to the employee, sick and disability leave not included. Employee must be employed for at least 12 months at the District with at least 1,250 hours of service during the 12-month period immediately preceding the commencement of the leave.*
>
> *The District also grants up to 8 hours of paid leave per month for employees who are serving in the honor guard detail for a veteran's funeral. Paid leave is capped at 40 hours per year. Please refer to Administrative Procedure General A-5n for more information.*

VICTIMS' ECONOMIC SECURITY AND SAFETY ACT (VESSA) – Page 42 (Required)

Effective January 1, 2026, Illinois amended VESSA to prohibit employer from retaliating against or disciplining employees who use company-issued devices (phones, tablet, laptops) to record or document crimes of violence, including domestic or sexual violence, affecting them or their household.

The policy also currently states that employees are required to substitute all accrued time before their leave is unpaid; this is not allowed under the Act. We must change the policy to: *The employee may choose to use paid leave toward the 12-week or 2-week period of unpaid leave. Employees are not required to exhaust accrued paid time off.* We also must add the following:

ADD: *The District is prohibited from terminating, disciplining or retaliating against an employee for using employer-issued electronic equipment (e.g. computer, phone, etc.) for the limited purpose of recording domestic violence, sexual violence, gender violence or any other crime of violence committed against the employee or a member of their household. Likewise, the District will not deprive an employee of District-issued equipment solely because they used or attempted to use the employer-issued equipment to record domestic violence, sexual violence, gender violence or any other crime of violence committed against them or a family or their household member. The District shall continue to guarantee the employee future access to any photographs, voice/video recordings, sound recordings or any other digital documents or communications stored on the device(s) as required by any applicable laws*.

FAMILY NEONATAL INTENSIVE CARE LEAVE ACT (NICLA) – Page 44 (Required)

Effective June 1, 2026, employers with more than 50 employees are required to provide unpaid, job-protected leave to parents with children in the NICU in accordance with the Family Neonatal Intensive Care Leave Act (NICLA).

ADD: *Effective June 1, 2026 and in compliance with the Family Neonatal Intensive Care Leave Act (NICLA), eligible employees are entitled 20 days of unpaid neonatal intensive care leave while any child of the employee is a patient in a neonatal intensive care unit. The definition of "child" includes "a biological, adopted, or foster child, a stepchild, a legal ward, or a child of a person standing in loco parentis." Staff are not required to use any accrued paid time off before or while taking NICLA leave. The District may require reasonable verification of the child's NICU stay and the duration of the stay without violating HIPPA. Retaliation of any kind is prohibited because an employee (1) exercises rights or attempts to exercise rights under this Policy, (2) opposes practices the employee believes to be in violation of the Act or (3) supports the exercise of rights of another under the Act. Please refer to Administrative Policy A-5m.*

Recommended Motion:
"I move that the Des Plaines Park District Board of Commissioners approve the revisions to the 2026 Employee Handbook as presented."

ACTION ITEM 9-C: SAFETY MANUAL

The recommended revisions to the manual are below:

Minor Adjustments – we have updated staff and commissioner names, titles and phone numbers. We also updated the days/time that our Occupational Health Clinic is open.

PREVENTATIVE MAINTENANCE – Page 13 (New)

We would like to add a statement regarding preventative maintenance. We are currently updating our preventative maintenance plan and will provide the entire plan in the manual in the future.

ADD: *The Des Plaines Park District utilizes a preventative maintenance strategy in order to extend the useable life of its equipment and assets. The strategy allows for continued safe operation of its assets and equipment across all departments. Through this fiscally responsible approach, department staff are required to plan, schedule, and track preventative maintenance tasks for its fleet, equipment, and facilities.*

Recommended Motion:
"I move that the Des Plaines Park District Board of Commissioners approve the revisions to the 2026 Safety Manual as presented."

ACTION ITEM 9-D: CRISIS MANAGEMENT MANUAL

The recommended revisions to the manual are below:

Minor Adjustments – we have updated staff and commissioner names, titles and phone numbers. We've also updated evacuation routes at Prairie Lakes Community Center based on new layout.

CHAIN OF RESPONSIBILITY – Page 3

We recommend updating the chain of command:

Current:

1. Executive Director

2. Director of Revenue Facilities & Recreation
3. Superintendent of Recreation
4. Director of Parks & Planning
5. Superintendent of Revenue Facilities
6. Director of Business
7. Superintendent of HR & Risk
8. Assistant Superintendent of Recreation
9. Facility/Program Supervisor
10. Parks Operations Supervisor
11. Marketing & Communications Department

Recommended:

1. Executive Director
2. Director of Administration & HR
3. Superintendent of Administration
4. Director of Facilities & Recreation
5. Superintendent of Recreation
6. Director of Parks & Planning
7. Superintendent of Revenue Facilities
8. Director of Business
9. Assistant Superintendent of Recreation
10. Facility/Program Supervisor
11. Parks Operations Supervisor
12. Marketing & Communications Department

At this time, I ask the Park Board of Commissioners to make the following motion:

"I move that the Des Plaines Park District Board of Commissioners approve the revisions to the 2026 Employee Manual, Safety Manual, and Crisis Management Manual as presented."

Agenda Item: 9 – E

Action requested

April 21, 2026

FROM: April Lohr, Superintendent of Recreation

TO: Park Board of Commissioners

SUBJECT: **PLCC/PLAC Custodial 1-Year Contract**

On February April 7th , 2026 sealed bids were received for the Prairie Lakes Community Center and Prairie Lake Aquatics Center custodial contract. The bids are for a one year contract beginning June 1st, 2026 and concluding on May 31st, 2027. Crystal Maintenance Services Corp. currently holds the contract at $6,230 a month and $74,760 annually.

This scope of work defines comprehensive custodial services necessary to maintain a clean, sanitary, and professional environment throughout the facility. Services are structured to support daily operations, ensure public health and safety, and preserve building assets through routine and preventive maintenance.

We received 7 bids for this contract. The three lowest bids came in under budget. The results of the bids are as follows:

Bidder		Bid Amount
Crystal Maintenance Plus Corp	$	79,800.00
Eco Clean Maintenance	$	70,236.00
GFC USA Inc.	$	296,904.17
Bravo	$	57,000.00
SW Cleaning Services	$	148,800.00
Multi Systems Managing Company	$	154,800.00
Perfect Cleaning Systems	$	82,308.24

We called references on the three lowest bidders to gauge satisfaction and response time for issues. Bravo was the lowest bid, and we used them from 2020 – 2022 with unsatisfactory work and response time issues on a consistent basis. Eco Clean Maintenance had great references from the Buffalo Grove Park District, College of DuPage and the City of Lake Forest. Therefore, I recommend awarding the bid to Eco Clean Maintenance.

At this time, I ask the Park Board of Commissioners to make the following motion:

"I move the Park Board of Commissioners award the bid from Eco Clean Maintenance in the amount of $70,236.00 for the PLCC/PLAC 1-year Custodial Contract."

Agenda Item 5 – F

Action requested

DATE: April 21, 2026

TO: Board of Commissioners

FROM: Don Miletic, Executive Director

SUBJECT: **Approval of the 2026 Exchange of Services Agreement Between the Mt. Prospect Park District and the Des Plaines Park District**

Dear Park Board of Commissioners,

The Mount Prospect Park District and the Des Plaines Park District have had an intergovernmental agreement for years. This agreement allows the Park Districts to share resources at times when we are closed for yearly maintenance or in emergency situations. In the past year Mt. Prospect has been a gracious partner to the Des Plaines Park District, especially during periods of facilities closures due to renovations with the Prairie Lakes Fitness project. The Des Plaines Park District values relationships with key partners and as Mt. Prospect begins its renovation of one of its outdoor pools, we will help ensure the continuous offering of high-quality recreational facilities for their residents in times of construction. As you know roughly 12,000 residents west of Mt. Prospect in Des Plaines pays taxes to the Mt. Prospect Park District and we are good partners with our driving range and their regulation golf course so it is important that we continue to maintain a healthy relationship with our neighbors on services that we don't have. In order to maintain this partnership, staff ask that the Park Board approve the exchange of services agreement as presented.

At this time, I ask the Park Board of Commissioners to make the following motion:

"I move that the Des Plaines Park District Board of Commissioners approve 2026 Exchange of Services Agreement Between the Mt. Prospect Park District and the Des Plaines Park District as presented."

2026 Exchange of Services Agreement
Between the
Mt. Prospect Park District
and Des Plaines Park District
January 1, 2026 – December 31, 2028

Joint Statement of Interest

The Mt. Prospect Park District and Des Plaines Park District (individually a "District" or a Party" and collectively "the Districts" or the Parties") agree that it is in the best interests of both communities that recreational programs and facilities be made available to residents at the highest level of quality and to the greatest extent possible. Additional facility usage between these two Districts will be exchanged under this 2026 Exchange of Services Agreement ("Agreement") for the time period of three calendar years. The Districts agree that this Agreement is in the best interests of both of the Districts' combined residents.

Scope of Agreement

In order to best serve the residents of the Mt. Prospect and Des Plaines Park Districts, the respective agencies agree to provide access to the following facilities at the following rates:

For Mt. Prospect Park District Residents:

- For the 2026 season only, resident rates at Chippewa, Arndt, & Mystic Waters during public or open swim.

For Mt. Prospect Park District pool pass holders:

- Resident Rates at Chippewa, Arndt, & Mystic Waters during public or open swim when they present their valid Mt. Prospect Pool Pass(s).
- Non-pass holders will be charged the regular non-resident general admission daily fee should they attend the other district's aquatic facility.
- Pool schedules are subject to change without notice due to special events, holidays, severe weather, attendance or staff shortages.

For Des Plaines Park District pool pass holders:

- Resident Rates at Meadows Pool, and the new pool at Lions Park, when they present their valid Des Plaines Park District Pool Pass(s).
- Non-pass holders will be charged the regular non-resident general admission daily fee should they attend the other district's aquatic facility.
- Pool schedules are subject to change without notice due to special events, holidays, severe weather, attendance or staff shortages.

For Mt. Prospect Park District RecPlex and Des Plaines Park District Prairie Lakes fitness & aquatic members:

- Access to the neighboring district's fitness center and indoor pools during annual maintenance shutdowns when scheduled through Directors of Recreation with a minimum of 15 days prior to the start of service.

All Service Exchanges are subject to change or restrictions to facility size, scheduled or non-scheduled facility closures, reservation guidelines, or other unforeseen circumstances.

Registration and Administration

Each District will use its best efforts to promote and inform its residents of the exchange of services opportunities through its appropriate seasonal brochure, website flyers, newsletters and other such communications with residents. Prior to publication of any information, each District will seek and receive approval of all written materials to ensure accuracy.

By entering into this Agreement between the Mt. Prospect Park District and the Des Plaines Park District both warrant and agree that relative to the facilities outlined in this agreement, Des Plaines Park District residents will pay fees and charges no greater than those charged Mt. Prospect Park District residents and conversely, Mt. Prospect Park District residents will pay fees and charges no greater than those charged to Des Plaines Park District residents, unless expressly excluded under the terms of this agreement.

To ensure proper administration of this Agreement, the Executive Director for the Des Plaines Park District and the Executive Director for the Mt. Prospect Park District shall communicate on a regular basis and act as mediators of the agreement.

Insurance

Each Party, at its sole cost and expense, shall keep in full force and effect at all times during the Initial Term and any Renewal Term of this Agreement, insurance against claims for injuries to persons or damages to property, which may arise from or in connection with this Agreement. Each Party shall provide coverage that is at least as broad as:

a. Comprehensive general public liability insurance, including contractual liability coverages, and such other types of insurance in such amounts and with such A-rated companies or through self-insurance risk pools as are reasonably acceptable to the City and the Park District but, in any event, no less than $2,000,000 per occurrence. Such insurance shall be evidenced by annually providing to the Party certificate of insurance. Said insurance shall name the other Party as an additional insured. Each party further agrees to provide the other with at least thirty (30) days advance written notice by certified mail, return receipt requested if said insurance coverage(s) will be modified, terminated, cancelled or non-renewed.
b. Each Party shall keep and maintain Workers' Compensation Insurance covering all costs, statutory benefits and liabilities under State Workers' Compensation and similar laws for their respective employees. Any employee claim related to this Agreement will be the responsibility of the Party employer and the other Party shall have no obligation whatsoever to provide workers 'compensation for the other Party's employees.

The minimum insurance coverages specified in this Paragraph may be provided by a combination of self-insurance, participation in a risk management pool or commercial policies of insurance.

The Parties acknowledge that as of the effective date of this Agreement that they both have coverages through the self insured risk pool, Park District Risk Management Agency (PDRMA), which they agree are reasonable and adequate. The Parties agree that such coverages will be accepted in lieu of any requirement in this Paragraph so long as both Parties remain PDRMA members. In the event that one of the Parties is no longer a PDRMA member during the term of this Agreement, the remaining obligations of this Paragraph must be met.

Indemnification – Hold Harmless

To the fullest extent permitted by law, the Des Plaines Park District shall defend, indemnify and hold harmless the Mt. Prospect Park District, and its respective officers, officials, employees, agents and volunteers (the "Mt. Prospect Park District Indemnified Parties"), from and against all claims, damages, losses, expenses, including, but not limited to, legal fees (reasonable attorney and paralegal fees and court costs) arising from or in any way connected with, whether in whole or in part, (i) any act and/or omission of Des Plaines Park District or any of its officers, agents, employees, volunteers, contractors, invitees, guests, or anyone acting on behalf of Des Plaines Park District; and/or (ii) Des Plaines Park District's breach of this Agreement. Such obligation shall not be construed to negate, abridge, or otherwise reduce any other right or obligation of indemnity which would otherwise exist as to any party or person described in this paragraph. In no event shall Des Plaines Park District be required to indemnify and/or hold harmless the Mt. Prospect Park District's Indemnified Parties to the extent of any negligent, willful or wanton, act(s) and/or omission(s)

of any of the Mt. Prospect Park District Indemnified Parties. This indemnity is separate from the Des Plaines Park District's insurance obligations under this Agreement.

To the fullest extent permitted by law, the Mt. Prospect Park District shall defend, indemnify and hold harmless the Des Plaines Park District, and its respective officers, officials, employees, agents and volunteers (the "Des Plaines Park District Indemnified Parties"), from and against all claims, damages, losses, expenses, including, but not limited to, legal fees (reasonable attorney and paralegal fees and court costs) arising from or in any way connected with, whether in whole or in part, (i) any act and/or omission of Mt. Prospect Park District or any of its officers, agents, employees, volunteers, contractors, invitees, guests, or anyone acting on behalf of Mt. Prospect Park District; and/or (ii) Mount Prospect Park District's breach of this Agreement. Such obligation shall not be construed to negate, abridge, or otherwise reduce any other right or obligation of indemnity which would otherwise exist as to any party or person described in this paragraph. In no event shall Mt. Prospect Park District be required to indemnify and/or hold harmless the Des Plaines Park District's Indemnified Parties to the extent of any negligent, willful or wanton, act(s) and/or omission(s) of any of the Des Plaines Park District Indemnified Parties. This indemnity is separate from the Mt. Prospect Park District's insurance obligations under this Agreement.

No Third-Party Beneficiary
Notwithstanding any provision herein to the contrary, this Agreement is entered into solely for the benefit of the contracting Parties, and nothing in this Agreement is intended, either expressly or impliedly, to provide any right or benefit of any kind whatsoever to any person or entity who is not a party to this Agreement or to acknowledge, establish or impose any legal duty to any third party. No claim as a third-party beneficiary under this Agreement by any person, firm, or corporation shall be made or be valid against Des Plaines Park District and/or Mt. Prospect Park District.

No Waiver of Tort Immunity Defenses
Nothing contained in this Agreement is intended to constitute nor shall constitute a waiver of the defenses available to either of the Parties under the Illinois Local Governmental and Governmental Employees Tort Immediate Act with respect to claims by third parties.

Term of Agreement
This Agreement will be in effect for a period of three calendar years commencing on January 1, 2026 and terminating on December 31, 2028. The Districts agree to initiate discussions regarding renewal and or amendment of the Agreement no later than six months prior to the scheduled termination of the Agreement.

Termination of Agreement
Should either District find it in its best interests to terminate the Agreement prior to the termination date set forth above, such District shall have the option to terminate this Agreement by providing 30 days written notice of termination to the other District.

Agreed this ____ day of ____, 2026 by the authorized representatives of the Mt. Prospect Park District and Des Plaines Park District:

By Mt. Prospect Park District:

T D	PRESIDENT	3 / 18 / 2026
Signature	Title	Date

By Des Plaines Park District:

		___/___/___
Signature	Title	Date

Agenda Item 10

Correspondence

- *Salute, Inc.*

SALUTE, INC.

HONOR THE SERVICE...REMEMBER THE SACRIFICE

April 2, 2026

Des Plaines Park District
Attn: Liz Vinakos
2222 Birch Street
Des Plaines, IL 60018

Dear Des Plaines Park District,

Your generous **donation of a gift basket (fmv $350) for our annual fundraiser is greatly appreciated.** Your contribution helps SALUTE fulfill our promise to the veteran community. We are deeply grateful for your commitment to a mission we have proudly upheld for the past 23 years.

> *"As a Marine with 20 years of honorable service, I've learned the value of perseverance and camaraderie, but sometimes even the strongest among us need a helping hand. Salute's kindness and dedication to assisting service members like me and my family have left an indelible mark on our lives. Thank you for the work you do to support those who have served our nation."* GySgt Fernando, USMC (retired)

SALUTE staff members are continually working on various activities and we'd like to share a few with you:

- SALUTE has built strong foundations and partnerships with: hospitals, various VA programs, and non-profit organizations that assist wounded veterans and active duty members.
- We continue to assist and coordinate activities with community schools, libraries and businesses, encouraging all age groups to Honor and Remember our veterans through various hands-on projects.
- We are creating and looking for new fundraising activities that encourage community involvement.

SALUTE remains dedicated to meeting the Financial, Physical, and Emotional needs of those who have served our nation. Visit our website at www.saluteinc.org to learn more about our programs and upcoming events.

SALUTE, INC. is a 501(c)(3) non profit organization. *All donations are tax-deductible to the full extent allowable by law. No goods or services were provided in exchange for the donation.* Thank you for helping us *Honor the Service and Remember the Sacrifice*.

Warm regards,

Mary Beth Beiersdorf

Mary Beth Beiersdorf and the entire Salute staff!

Thank you again. Super successful event!

P.O. Box 2663, Palatine, IL 60078-2663 ~ 847-359-8811 ~ email: info@saluteinc.org

www.saluteinc.org

Agenda Item 11

Commissioner Comments

Agenda Item 12

Executive Session

Pursuant to the Open Meetings Act: To consider matters related to Real Estate, Personnel, Litigation, the Setting of a Price for Lease of Property Owned by the Park District, Land Acquisition, Approval of Closed Session Minutes, Semi-Annual Review of Executive Session Minutes.

Agenda Item 13

Return to Open Session

Agenda Item 14

Adjournment

DES PLAINES PARK DISTRICT
Fiscal Year 2026/27 Tentative Budget

Exhibit B

2026-2027 Tentative Budget	Corporate	Recreation	Audit	Tort Immunity	Special Recreation	IMRF	Social Security	Museum	GO Bonds	Capital	Mystic Waters	Lake Park Golf	Mt. View	Golf Center	FY2026/27 Tentative Budget	FY2025/26 Projected Budget	FY2025/26 Final Budget	Percent Incr (Decr) from Prior Year Budget
Revenue																		
Property Taxes	5,489,000	1,965,000	22,000	220,000	921,000	330,000	526,000	127,000	2,113,107						$ 11,713,107	$ 11,379,000	$ 11,161,856	4.9%
Replacement Taxes	600,000														600,000	594,000	600,000	0.0%
Investment Income	242,000	262,000	600	22,000	38,000	40,000	7,000	2,000		200,000	26,000	15,000	30,000	220,000	1,104,600	1,106,600	1,047,287	5.5%
Charges for Services		3,722,013									1,030,000	347,500	308,500	3,216,605	8,624,618	8,087,688	8,652,986	-0.3%
Sales		107,975									163,500	112,650	27,700		411,825	419,697	838,325	-50.9%
Rental Income	196,000	39,500									162,500	344,200	12,000	292,145	1,046,345	983,678	947,617	10.4%
Alternative Revenue																		
Miscellaneous	27,650	76,450		1,500						177,000	7,600				290,200	223,258	230,800	25.7%
Total Revenue	6,554,650	6,172,938	22,600	243,500	959,000	370,000	533,000	129,000	2,113,107	377,000	1,389,600	819,350	378,200	3,728,750	23,790,695	22,793,921	23,478,871	1.3%
Other Financing Sources		42,000		75,112		51,675	155,045			3,590,053	500,000				4,413,885	3,660,376	3,620,616	21.9%
Total revenue and other financing sources	6,554,650	6,214,938	22,600	318,612	959,000	421,675	688,045	129,000	2,113,107	3,967,053	1,889,600	819,350	378,200	3,728,750	28,204,580	26,454,297	27,099,487	4.1%
Expenditures																		
Wages & Benefits	3,431,305	3,393,595		28,000	20,000	270,000	618,230				699,463	336,025	178,150	938,924	9,913,692	8,700,751	9,748,174	1.7%
Supplies	993,085	584,984									266,800	205,165	50,100	342,060	2,442,194	2,191,940	2,470,083	-1.1%
Contractual Services	749,342	683,063	37,700	333,417	486,900					200,000	59,980	164,215	18,460	390,444	3,123,521	2,604,983	2,916,592	7.1%
Utilities	301,275	480,600									151,200	67,050	31,750	183,380	1,215,255	1,132,471	1,096,605	10.8%
Miscellaneous Expense	102,590	93,510		14,150	62,000	100,000		118,000				200		490	490,940	443,884	529,455	-7.3%
Capital Projects					894,000					5,567,800	1,590,600	572,750	108,500	593,000	9,326,650	4,504,698	10,273,162	-9.2%
Debt Service					168,820			5,000	2,058,021	8,000					2,239,841	1,304,131	2,178,311	2.8%
Total Expenditures	5,577,597	5,235,752	37,700	375,567	1,631,720	370,000	618,230	123,000	2,058,021	5,775,800	2,768,043	1,345,405	386,960	2,448,298	28,752,093	20,882,858	29,212,382	-1.6%
Other Financing Uses	977,053	1,200,000									78,026	45,160	24,216	1,134,430	3,458,885	3,660,376	2,725,334	26.9%
Total expenditures and other financing uses	6,554,650	6,435,752	37,700	375,567	1,631,720	370,000	618,230	123,000	2,058,021	5,775,800	2,846,069	1,390,565	411,176	3,582,728	32,210,978	24,543,234	31,937,716	0.9%
Excess (Deficiency) of Revenues and Other Financing Sources over Expenditures and Other Financing Uses	**$ -**	**$ (220,814)**	**$ (15,100)**	**$ (56,955)**	**$ (672,720)**	**$ 51,675**	**$ 69,815**	**$ 6,000**	**$ 55,086**	**$ (1,808,747)**	**$ (956,469)**	**$ (571,215)**	**$ (32,976)**	**$ 146,022**	**$ (4,006,398)**	**$ 1,911,063**	**$ (4,838,229)**	-17.2%
PROJECTED FUND BALANCE 04.30.2026	7,727,489	6,746,876	27,296	620,311	1,136,869	1,005,198	563,084	125,250	1,211,794	6,496,711	499,541	322,956	741,850	6,063,280	$ 33,288,505			
PROJECTED FY 2027 P&L	-	(220,814)	(15,100)	(56,955)	(672,720)	51,675	69,815	6,000	55,086	(1,808,747)	(956,469)	(571,215)	(32,976)	146,022	$ (4,006,398)			
PROJECTED FY 2027 FUND BALANCE	7,727,489	6,526,062	12,196	563,356	464,149	1,056,873	632,899	131,250	1,266,880	4,687,964	(456,928)	(248,259)	708,874	6,209,302	$ 29,282,107			

Des Plaines Park District
Five Year Capital Plan

	Park - Project Description	Total Amount	Fund	2025/2026 BUDGET	2025/2026 PROJECTED	2026/2027	2027/2028	2028/2029	2029/2030	2030/2031
Administrative & Leisure Center										
	Core Switches & Routers	$ 33,000.00	44	$ 6,000.00	3,000.00	$ 6,000.00	$ 6,000.00	$ 6,000.00	$ 6,000.00	$ 6,000.00
	Computer Equipment/Replacement	$ 120,000.00	44	$ 25,100.00	20,000.00	$ 20,000.00	$ 20,000.00	$ 20,000.00	$ 20,000.00	$ 20,000.00
	Konica Copiers- ALC	$ 25,000.00	44						$ -	$ 25,000.00
	Software Annual Fees	$ 390,105.00	44	$ 33,849.00	69,857.00	$ 60,248.00	$ 65,000.00	$ 65,000.00	$ 65,000.00	$ 65,000.00
	ALC Internet Redundancy	$ 2,500.00	44	$ 2,500.00	-		$ 2,500.00			
	Smart Boards- Classrooms	$ 7,500.00	44						$ 7,500.00	
	Security Camera - Districtwide	$ 62,168.00	44	$ 3,000.00	12,168.00	$ 10,000.00	$ 10,000.00	$ 10,000.00	$ 10,000.00	$ 10,000.00
	Security Camera - ALC	$ 18,319.00	44	$ 40,000.00	18,319.00					
	ALC Building Intercom	$ 40,000.00	44			$ 40,000.00				
	Server Upgrades-	$ 45,000.00	44	$ 9,000.00	-	$ 15,000.00		$ 10,000.00	$ 10,000.00	$ 10,000.00
	Microsoft Office 365	$ 102,000.00	44	$ 32,900.00	17,000.00	$ 17,000.00	$ 17,000.00	$ 17,000.00	$ 17,000.00	$ 17,000.00
	Replace domestic water line & heating pipes	$ 400,000.00	44	$ 400,000.00						$ 400,000.00
	Health Club Equipment	$ 50,875.00	44	$ 8,000.00	4,875	$ 8,000.00	$ 8,000.00	$ 10,000.00	$ 10,000.00	$ 10,000.00
	HVAC & Electric Upgrade	$ 576,735.00	44	$ 1,000,000.00	76,735.00	$ 500,000.00				
	Registration System- cloud	$ 280,000.00	44	$ 30,000.00	-	$ -	$ 70,000.00	$ 70,000.00	$ 70,000.00	$ 70,000.00
	BSA Cloud	$ 50,000.00	44	$ 50,000.00	-	$ 50,000.00	$ -			
	ALC Masonry Repair- ALC Wing Walls and Chimney	$ 300,000.00	44	$ 100,000.00		$ 300,000.00				
	ALC Playground Lights	$ 15,000.00	44	$ 15,000.00		$ 15,000.00				
	Replace Gym Windows	$ 50,000.00	44	$ 38,000.00		$ 50,000.00				
	Pipe Insulation	$ 32,128.00	44	$ 35,000.00	32,128.00					
	Asbestos Abatement	$ 80,000.00	44				$ 80,000.00			
	Select Flooring Replacement VCT	$ 50,000.00	44	$ 45,000.00			$ 50,000.00			
	Flooring Replacement Admin Office Areas	$ 35,000.00	44				$ 35,000.00			
	Roof Replacement	$ 500,000.00	44			$ 250,000.00	$ 250,000.00			
	Sauna Replacement M&F	$ 80,000.00	44						$ 80,000.00	
	Fitness Center Renovation - equipment	$ 40,000.00	44					$ 40,000.00		
	ALC Locker Room Mini Splits	$ 3,770.00	44	$ 30,200.00	3,770.00					
	Weather Detection System	$ 35,000.00	44	$ 32,000.00	-	$ 35,000.00				
	ALC Boiler Circulating Pump Replacement (2 pumps)	$ 30,000.00	44	$ 30,000.00		$ 30,000.00				
	Floor Scrubber	$ 9,000.00	44			$ 9,000.00				
	Total	**$ 3,463,100.00**		**$ 1,965,549.00**	**$ 257,852.00**	**$ 1,415,248.00**	**$ 613,500.00**	**$ 248,000.00**	**$ 295,500.00**	**$ 633,000.00**
Apache Park - ***Renovated in 2012, next renovation 2031***		$ -								
Arndt Park - ***Renovated in 2024, next renovation 2043***										
	Deck Chairs	$ 28,332.00	44	$ 5,000.00	3,332.00	$ 5,000.00	$ 5,000.00	$ 5,000.00	$ 5,000.00	$ 5,000.00
	Baseball field renovation 3 Fields, Infield, Dugout, stands	$ 225,000.00	44							$ 225,000.00
	Maintenance Storage space	$ -	44	$ 5,000.00						
	Field Light Upgrade -Strategic Plan	$ 250,000.00	44							$ 250,000.00
	Replace Mechanical Door w/Mullion	$ 7,000.00	44	$ 7,000.00		$ 7,000.00				
	Weather Detection System	$ 35,000.00	44	$ 32,000.00		$ 35,000.00				
	Deep pool painting	$ 10,000.00	44		10,000.00					
	Replacement Air Compressor for Sprinkler System	$ 8,500.00	44			$ 8,500.00				
	Total	**$ 563,832.00**		**$ 49,000.00**	**$ 13,332.00**	**$ 55,500.00**	**$ 5,000.00**	**$ 5,000.00**	**$ 5,000.00**	**$ 480,000.00**

	Park - Project Description	Total Amount	Fund	2025/2026 BUDGET	2025/2026 PROJECTED	2026/2027	2027/2028	2028/2029	2029/2030	2030/2031
Blackhawk Park - *Renovated 2025, next renovation 2036*										
	Dog Park/Run	$ 179,223.00	44	$ 270,000.00	69,223.00	$ 50,000.00	$ 15,000.00	$ 15,000.00	$ 15,000.00	$ 15,000.00
	Dog Park/Run	$ 9,440.00	24	$ 30,000.00	9,440.00					
	Total	**$ 188,663.00**		**$ 300,000.00**	**$ 78,663.00**	**$ 50,000.00**	**$ 15,000.00**	**$ 15,000.00**	**$ 15,000.00**	**$ 15,000.00**
Bluett Park - *Renovated in 2020, next renovation 2039*										
	Total	**$ -**								
Centennial Park - *Developed in 2020, next renovation 2039*										
	Playground Development	$ -	44							
	Total	**$ -**								
Central Park (School)										
	Concessions Roof Replacement	$ 3,000.00	44	$ 3,000.00		$ 3,000.00				
	Weather Detection System	$ 35,000.00	44	$ 32,000.00		$ 35,000.00				
	Total	**$ 38,000.00**		**$ 35,000.00**	**-**	**$ 38,000.00**	**$ -**	**$ -**	**$ -**	**$ -**
Cheyenne Park										
	Total	**$ -**	**$ -**	**$ -**	**$ -**	**$ -**	**$ -**	**$ -**	**$ -**	**$ -**
Chippewa Park-*Renovated in 2012, next renovation 2031*										
	Ball Field renovation-2 Fields	$ 30,000.00	44	$ 70,000.00		$ 30,000.00				
	Parking lot renovation/ man hole-50% D62	$ 62,435.00	44	$ 65,000.00	62,435.00					
	Recoat Court- Pickle ball lines	$ 50,000.00	44			$ 50,000.00				
	Total	**$ 142,435.00**		**$ 135,000.00**	**$ 62,435.00**	**$ 80,000.00**	**$ -**	**$ -**	**$ -**	**$ -**
Chippewa Pool - *Park Renovated in 2012, next renovation 2031*										
	Chair Replacement	$ 25,000.00	44	$ 2,000.00	-	$ 5,000.00	$ 5,000.00	$ 5,000.00	$ 5,000.00	$ 5,000.00
	Gutter Replacement	$ 37,000.00	44			$ 37,000.00				
	Paint Pool	$ 20,000.00	44			$ 20,000.00				
	Pool Chemical Controller Upgrade	$ 2,166.00	44	$ 10,000.00	2,166.00					
	Total	**$ 84,166.00**		**$ 12,000.00**	**$ 2,166.00**	**$ 62,000.00**	**$ 5,000.00**	**$ 5,000.00**	**$ 5,000.00**	**$ 5,000.00**
Craig Manor Park - *Renovated in 2017, next renovation 2036*										
	Total	**$ -**	**$ -**	**$ -**	**$ -**	**$ -**	**$ -**	**$ -**	**$ -**	**$ -**
Cumberland Park - *Renovated in 2020, next renovation 2039*										
	Building Chimney Repair	$ 15,000.00	44	$ 15,000.00	-	$ 15,000.00				
	Roof replacement	$ 20,000.00	44			$ 20,000.00				
	Total	**$ 35,000.00**		**$ 15,000.00**	**$ -**	**$ 35,000.00**	**$ -**	**$ -**	**$ -**	**$ -**
Cherokee Park - *Renovated in 2016, next renovation 2035*										
	Total	**$ -**								

	Park - Project Description	Total Amount	Fund	2025/2026 BUDGET	2025/2026 PROJECTED	2026/2027	2027/2028	2028/2029	2029/2030	2030/2031
Dimucci-Lowenberg Park - *Renovated in 2025, next renovation 2044*										
	Playground renovation	$ 94,911.00	44	$ 57,500.00	94,911.00					
	ADA Playground renovation	$ 3,068.00	24		3,068.00					
	Total	**$ 97,979.00**		**$ 57,500.00**	**$ 97,979.00**	**$ -**	**$ -**	**$ -**	**$ -**	**$ -**
DP Manor Park - *Renovated in 2002, next renovation 2027*										
	Park Improvements	$ 250,000.00	44	$ 121,200.00		$ 250,000.00				
	Professional Services	$ 10,000.00	44	$ 3,000.00		$ 10,000.00				
	Park Improvements	$ 25,000.00	24	$ 13,800.00		$ 25,000.00				
	Total	**$ 285,000.00**		**$ 138,000.00**	**$ -**	**$ 285,000.00**	**$ -**	**$ -**	**$ -**	**$ -**
Eaton Field Park - *Renovated in 2015 next renovation 2034*										
Golf Cente	**Enterprise Fund- NOT property tax supported**									
	Miscellaneous Course Improvements	$ 140,000.00	54	$ 25,000.00	25,000.00	$25,000	$ 25,000.00	$ 25,000.00	$ 20,000.00	$ 20,000.00
	Turf Rerplacement	$ 1,000,000.00	54		-					$ 1,000,000.00
	Window Replacement	$ 50,000.00	54		-	$ 50,000.00				
	Front Hardscape Retaining Wall	$ 80,000.00	54		-	$ 80,000.00				
	Electric Surge Protector	$ 10,000.00	54		-	$ 10,000.00				
	Roof Top AC Units	$ 152,000.00	54		27,000.00	$ 25,000.00	$ 25,000.00	$ 25,000.00	$ 25,000.00	$ 25,000.00
	Netting Replacement & Lift	$ 100,000.00	54	$ 10,000.00	10,000.00	$ 30,000.00		$ 30,000.00		$ 30,000.00
	Grounds maintenance equipment	$ 225,000.00	54	$ 25,000.00	$0	$ 150,000.00	$ -	$ 25,000.00	$ 25,000.00	$ 25,000.00
	Dry Jet	$ 49,800.00	54	$ 6,000.00	9,800.00	$ 8,000.00	$ 8,000.00	$ 8,000.00	$ 8,000.00	$ 8,000.00
	Kubota Replacement	$ 80,000.00	54	$ 25,000.00	$26,000		$ 27,000.00		$ 27,000.00	
	Picking Unit	$ 45,000.00	54	$ 7,500.00	$7,500	$ 7,500.00	$ 7,500.00	$ 7,500.00	$ 7,500.00	$ 7,500.00
	Floor Scubber	$ 6,000.00	54			$ 6,000.00				
	PA System Upgrade	$ 27,000.00	54	$ 20,000.00	27,000.00					
	Computer Equipment/Replacement	$ 53,800.00	54	$ 15,000.00	3,800.00	$ 10,000.00	$ 10,000.00	$ 10,000.00	$ 10,000.00	$ 10,000.00
	Building Improvements - Carpeting	$ 14,000.00	54		$14,000					
	Building Painting - efface,facia, soffits	$ 80,000.00	54			$ 80,000.00				
	Roof Consultant	$ 510,000.00	54	$ 10,000.00	-	$ -	$ 10,000.00	$ 500,000.00		
	Building Decorative Lighting	$ 10,000.00	54			$ 10,000.00				
	Top Tracer Install and Subscription	$ 605,000.00	54	$ 40,000.00	-	$ -	$ 185,000.00	$ 140,000.00	$ 140,000.00	$ 140,000.00
	Camera	$ 7,500.00	54	$ 1,000.00	-	$ 1,500.00	$ 1,500.00	$ 1,500.00	$ 1,500.00	$ 1,500.00
	TeeUp & Server Costs (Licenses, 10GB, Networking)	$ 250,000.00	54	$ 120,000.00	200,000.00	$ 50,000.00				
	Tee-UP SNI support	$ 25,000.00	54			$ 5,000.00	$ 5,000.00	$ 5,000.00	$ 5,000.00	$ 5,000.00
	Sealcoat and stripe GC	$ 45,000.00	54			$ 45,000.00				
	Front Desk Background display TVs and Software	$ 7,500.00	54				$ 7,500.00			
	Total	**$ 3,572,600.00**		**$ 304,500.00**	**$ 350,100.00**	**$ 593,000.00**	**$ 311,500.00**	**$ 777,000.00**	**$ 269,000.00**	**$ 1,272,000.00**
Hawaii Park - *Renovated in 2007, next renovation 2029*			44							
	Professional Services	$ 10,000.00	44				$ 10,000.00			
	Park Replacement	$ 220,000.00	44					$ 220,000.00		

	Park - Project Description	Total Amount	Fund	2025/2026 BUDGET	2025/2026 PROJECTED	2026/2027	2027/2028	2028/2029	2029/2030	2030/2031
	Total	**$ 230,000.00**				**$ -**	**$ 10,000.00**	**$ 220,000.00**	**$ -**	**$ -**
Jaycee - ***Renovated in 2013, next renovation 2032***										
		$ -	44							
	Total	**$ -**								
Kutchen Park			44							
		$ -								
	Total	**$ -**								
Kiwanis Park - ***Renovated in 2013, next renovation 2032***										
		$ -	44							
	Total	**$ -**								
Kylemore Greens Park - ***Renovated 2011, next renovation 2030***										
		$ -	44							
	Total	**$ -**		**$ -**						
Lake Park	**Enterprise Fund- NOT property tax supported**									
Renovated 2022, next renovation 2041										
	Paddle Boats:	$ 12,000.00	52		-	$ 12,000.00				
	Paddle Boats: 4 electric boats	$ 33,000.00	52	$ 33,000.00	-	$ 33,000.00				
	Computer Equipment/Replacement	$ 17,500.00	52	$ 1,000.00		$ 3,500.00	$ 3,500.00	$ 3,500.00	$ 3,500.00	$ 3,500.00
	Deck Resurface and Painting	$ 50,545.00	52	$ 25,000.00	25,545.00	$ 25,000.00				
	Deck Furniture	$ 85,650.00	52	$ 90,000.00	60,650.00	$ 25,000.00				
	Shoreline Room Audio System	$ 15,000.00	52			$ 15,000.00				
	Clubhouse outside audio	$ 15,000.00	52			$ 15,000.00				
	Clubhouse Roof	$ 80,000.00	52			$ 80,000.00				
	Clubhouse Roof	$ 80,000.00	44	$ 80,000.00						
	Clubhouse renovation	$ 150,000.00	52			$ 150,000.00				
	Clubhouse renovation	$ 200,000.00	44	$ 200,000.00						
	Lakeview Center Grant Expense	$ 37,518.00	44		37,518.00					
	Clubhouse Concrete Repair	$ 10,000.00	52			$ 10,000.00				
	Clubhouse Concrete Repair	$ 10,000.00	44	$ 10,000.00						
	Marina- Paint Steel Beams	$ 4,000.00	44		4,000.00					
	Renovations-LVC Building music room	$ -	44	$ 30,000.00	-					
	Lake Opeka Fountain & Aeration	$ 11,300.00	44		11,300.00					
	North Parking lot lighting	$ 5,000.00	52			$ 5,000.00				
	North Parking lot lighting	$ 5,000.00	44	$ 5,000.00						
	Asphalt Repairs - Seal coat and Stripe LVC	$ 40,000.00	52			$ 40,000.00				
	Golf Course Sand Trap/Renovations	$ 75,000.00	52			$ 15,000.00	$ 15,000.00	$ 15,000.00	$ 15,000.00	$ 15,000.00
	Golf Course Sand Trap/Renovations	$ 15,000.00	44	$ 15,000.00						
	Netting Repairs	$ 213,000.00	52			$ 20,000.00	$ 90,000.00	$ 9,000.00	$ 9,000.00	$ 85,000.00
	Netting Repairs	$ 9,000.00	44	$ 9,000.00						
	West Fence Paint ('24) Replacement ('28)	$ 250,000.00	52							$ 250,000.00

	Park - Project Description	Total Amount	Fund	2025/2026 BUDGET	2025/2026 PROJECTED	2026/2027	2027/2028	2028/2029	2029/2030	2030/2031
	Dry Jet Greens	$ 6,250.00	52			$ 6,250.00				
	Vegitation Management	$ 6,000.00	52	$ 5,000.00	6,000.00					
	Removal of Underground tank	$ 16,000.00	52				$ 16,000.00			
	Removal of Underground tank	$ 16,000.00	44	$ 16,000.00						
	Installation of above ground gas tank	$ 18,000.00	52				$ 18,000.00			
	Installation of above ground gas tank	$ 18,000.00	44	$ 18,000.00						
	Rental Boat Pier Sections	$ 100,000.00	52		-		$ 100,000.00			
	Rental Boat Pier Sections	$ 100,000.00	44	$ 100,000.00						
	Main Dock Repairs	$ 15,000.00	52		-	$ 15,000.00				
	Main Dock Repairs	$ 30,000.00	44	$ 30,000.00						
	Mower	$ 50,000.00	52				$ 25,000.00		$ 25,000.00	
	Mower	$ 25,000.00	44	$ 25,000.00						
	Maint. Bldg. Fascia Repairs	$ 25,000.00	52			$ 25,000.00				
	Maint. Bldg. Fascia Repairs	$ 20,000.00	44	$ 20,000.00						
	Maint. Bldg. Roof Repairs	$ 45,000.00	52			$ 45,000.00				
	Maint. Bldg. Roof Repairs	$ 45,000.00	44	$ 45,000.00						
	South Parking Lot Repair	$ 65,000.00	44	$ 50,000.00		$ 65,000.00				
	Optimist Pavilion Roof	$ 25,000.00	52			$ 25,000.00				
	LVC Roof Replacement	$ 700,000.00	52							$ 700,000.00
	Outdoor Tent	$ 6,646.00	44	$ 8,000.00	6,646					
	Grills	$ 7,500.00	44	$ 7,500.00	7,500					
	Drinking Fountain	$ 8,000.00	52		-	$ 8,000.00				
	Drinking Fountain	$ 8,000.00	44	$ 8,000.00						
	Rescue Boat	$ 23,450.00	44	$ 22,000.00	23,450					
	Total	**$ 2,802,359.00**		**$ 852,500.00**	**$ 182,609.00**	**$ 637,750.00**	**$ 267,500.00**	**$ 27,500.00**	**$ 52,500.00**	**$ 1,053,500.00**
McKay Nealis - ***Renovated in 2014, next renovation 2033***										
Menominee Park - ***Renovated in 2008, next renovation 2029***										
	Turf Maintenance	$ 75,000.00	44	$ 75,000.00	-			$ 75,000.00		
	Park Renovation	$ 175,000.00	44	$ 175,000.00	-			$ 175,000.00		
	Total	**$ 250,000.00**		**$ 250,000.00**	**$ -**	**$ -**	**$ -**	**$ 250,000.00**	**$ -**	**$ -**
Mohawk Park - ***Renovated in 2018, next renovation 2037***										
	Park Renovation	$ -								
	Total	**$ -**								
Mystic Wat	**Enterprise Fund- NOT property tax supported**									
	Deck Furniture	$ 87,000.00	51	$ 12,000.00	27,000	$ 12,000.00	$ 12,000.00	$ 12,000.00	$ 12,000.00	$ 12,000.00
	Cabana	$ 16,500.00	51	$ 6,500.00	6,500	$ 10,000.00				
	cabana flooring	$ 6,500.00	51			$ 6,500.00				
	Umbrella Shades - 3 in FY 2026, 2 in FY 2027	$ 11,500.00	51	$ 6,900.00	6,900.00	$ 4,600.00				
	HIP Roof Shades	$ -	51	$ 11,768.00	-					
	Water Slide -	$ 1,000,000.00	51	$ 400,000.00		$ 1,000,000.00				

	Park - Project Description	Total Amount	Fund	2025/2026 BUDGET	2025/2026 PROJECTED	2026/2027	2027/2028	2028/2029	2029/2030	2030/2031
	Drop Slides	$ 18,000.00	51	$ 60,000.00		$ 18,000.00				
	ADA Equipment	$ 50,000.00	24			$ 25,000.00				$ 25,000.00
	Concessions Equipment	$ 25,904.00	51	$ 5,000.00	904.00	$ 5,000.00	$ 5,000.00	$ 5,000.00	$ 5,000.00	$ 5,000.00
	Computer Equipment/Replacement/Red Phone	$ 18,100.00	51	$ 2,000.00	600.00	$ 3,500.00	$ 3,500.00	$ 3,500.00	$ 3,500.00	$ 3,500.00
	PA System	$ 35,000.00	51			$ 35,000.00				
	Camera Replacement	$ 20,000.00	51			$ 20,000.00				
	Deep Well Pool Liner	$ 162,250.00	51	$ 120,000.00	12,250.00	$ 150,000.00				
	Deep Well Drain Repair	$ 54,250.00	51	$ 250,000.00	54,250.00					
	Replace Concessions Cabinets/countertops	$ 55,653.00	51	$ 56,000.00	55,653.00					
	Parking Lot Renovation/ crack fill	$ 225,000.00	51	$ 25,000.00	-	$ -				$ 225,000.00
	Back Up Pool Pump and Motor	$ 85,000.00	51	$ 85,000.00	-	$ 85,000.00				
	Replace Pool Boiler	$ 80,000.00	51	$ 80,000.00	-	$ 80,000.00				
	Emergency Repair	$ -	51	$ 50,000.00						
	Emergency Repair	$ 250,000.00	51			$ 50,000.00	$ 50,000.00	$ 50,000.00	$ 50,000.00	$ 50,000.00
	Locker Room and Maint. Roof Replacement	$ 150,000.00	51				$ 150,000.00			
	VGB Drain Cover Replacements	$ 98,961.00	51	$ 36,000.00	43,961.00	$ 36,000.00				$ 19,000.00
	Upgrade Replace Chemical controllers	$ 9,363.00	51	$ 20,000.00	9,363.00					
	Mini Splits	$ 31,025.00	51	$ 28,500.00	31,025.00					
	Grate	$ 1,778.00	51		1,778.00					
	Rope Fence	$ 75,000.00	51			$ 75,000.00				
	Total	**$ 2,566,784.00**		**$ 1,254,668.00**	**$ 250,184.00**	**$ 1,615,600.00**	**$ 220,500.00**	**$ 70,500.00**	**$ 70,500.00**	**$ 339,500.00**
Mt. View Adventure Center-Enterprise Fund NOT tax supported										
	Course Repair/Building	$ 100,000.00	53	$ 20,000.00	-	$ 20,000.00	$ 20,000.00	$ 20,000.00	$ 20,000.00	$ 20,000.00
	Course Improvements-Games/Obstacles	$ 15,000.00	53	$ 15,000.00			$ 15,000.00			
	Building Stain and repair	$ 10,000.00	53	$ 10,000.00	10,000					
	Split Unit AC Concessions	$ 11,000.00	53			$ 11,000.00				
	Upgrade Additional Speakers on Far Side of Course	$ 25,000.00	53	$ 15,000.00		$ 25,000.00				
	Pump Motor service Pond	$ 35,000.00	53	$ 35,000.00	35,000					
	Skate Park	$ 375,000.00	53	$ 25,000.00		$ 25,000.00		$ 350,000.00		
	Computer Equipment/Replacement	$ 6,000.00	53	$ 1,100.00		$ 2,000.00	$ 1,000.00	$ 1,000.00	$ 1,000.00	$ 1,000.00
	Security Camera	$ 2,500.00	53	$ 500.00		$ 500.00	$ 500.00	$ 500.00	$ 500.00	$ 500.00
	Netting for batting cages	$ 25,000.00	53			$ 25,000.00				
	Total	**$ 604,500.00**		**$ 121,600.00**	**$ 45,000.00**	**$ 108,500.00**	**$ 36,500.00**	**$ 371,500.00**	**$ 21,500.00**	**$ 21,500.00**
North Golf Cul-de-Sac Park-*Renovated 2002,*										
	Total									
Northshire Park - *Renovated 2006, next renovation 2027*										
	Playground Equipment	$ 220,000.00	44			$ 220,000.00				
	Total	**$ 220,000.00**		**$ -**	**-**	**$ 220,000.00**	**$ -**	**$ -**	**$ -**	**$ -**
Oakwood Maintenance Complex										
	Security Camera-Oakwood	$ 30,604.00	44	$ 30,000.00	30,604.00					
	Vehicle Tracking Software	$ 41,504.00	44	$ 7,500.00	5,752	$ 5,752.00	$ 7,500.00	$ 7,500.00	$ 7,500.00	$ 7,500.00

	Park - Project Description	Total Amount	Fund	2025/2026 BUDGET	2025/2026 PROJECTED	2026/2027	2027/2028	2028/2029	2029/2030	2030/2031
	Work Order Management System - Strategic Plan	$ 65,000.00	44			$ 17,000.00	$ 12,000.00	$ 12,000.00	$ 12,000.00	$ 12,000.00
	Alarm System	$ -	44	$ 6,000.00	-					
	Consulting Fees- Architect	$ 50,000.00	44	$ 50,000.00		$ 50,000.00				
	Building expansion	$ 2,000,000.00	44			$ 1,000,000.00	$ 1,000,000.00			
	Hydraulic Lift replacement	$ 15,000.00	44			$ 15,000.00				
	Masonry Wall Repair - West Wall	$ 80,000.00	44	$ 80,000.00		$ 80,000.00				
	Roof Repair	$ 135,000.00	44	$ 135,000.00		$ 135,000.00				
	Garage Doors (7)	$ 126,000.00	44	$ 126,000.00		$ 126,000.00				
	Tablets for park inspection	$ 2,000.00	44	$ 2,500.00	2,000.00					
	Total	**$ 2,545,108.00**		**$ 437,000.00**	**$ 38,356.00**	**$ 1,428,752.00**	**$ 1,019,500.00**	**$ 19,500.00**	**$ 19,500.00**	**$ 19,500.00**
Potowatami Park										
	Renovation-Gazebo	$ 55,000.00	44	$ 55,000.00		$ 55,000.00				
	Total	**$ 55,000.00**		**$ 55,000.00**	**$ -**	**$ 55,000.00**	**$ -**	**$ -**	**$ -**	**$ -**
Prairie Lakes - ***Playground renovated in 2005, next renovation 2028***										
	Vegetation Management	$ 7,220.00	44	$ 7,220.00	7,220.00					
	HVAC Mechanical - A&E AIR HANDLER	$ 93,437.00	44	$ 251,700.00	93,437.00					
	Aerator-Pond Bubbler	$ 11,300.00	44	$ 11,300.00	-	$ 11,300.00				
	Soccer Goals Replacement and addition BP.	$ 21,000.00	44			$ 21,000.00				
	Theatre Sound System	$ 120,000.00	44	$ 120,000.00	-	$ 120,000.00				
	Health Club Equipment	$ 435,000.00	44	$ 110,000.00	215,000	$ 60,000.00	$ 40,000.00	$ 40,000.00	$ 40,000.00	$ 40,000.00
	Plumbing - corrective maintenance: ejector pits replacement	$ 10,000.00	44	$ 10,000.00		$ 10,000.00			$ -	
	Intercom Replacement Community Center	$ 43,606.00	44	$ 40,000.00	43,606.00					
	Alarm System - PLCC/PLAC	$ 50,000.00	44			$ 50,000.00				
	Northeast Field Irrigation	$ 40,000.00	44	$ 40,000.00		$ 40,000.00				
	Architecture & Design PLCC	$ 5,775.00	44	$ 15,000.00	5,775.00					
	PLCC Fitness, Aerobic Studio, Front Office	$ 1,824,000.00	44	$ 1,800,000.00	1,824,000.00					
	PLCC Fitness, Aerobic Studio, Front Office	$ 200,000.00	24	$ 200,000.00	200,000.00					
	Bathroom Renovations-Main M&F	$ 110,000.00	44	$ 80,000.00		$ 110,000.00				
	Bathroom Renovations-East Wing M&F	$ 110,000.00	44	$ 80,000.00			$ 110,000.00			
	Bathroom Renovations-Theater M&F	$ 135,000.00	44					$ 135,000.00		
	ADA Bathroom Renovation	$ 8,000.00	24	$ 8,000.00		$ 8,000.00				
	PLAC Party Room Flooring and threshold	$ 20,000.00	44	$ 50,000.00	20,000.00					
	Office Carpet removal and replacement	$ 35,000.00	44	$ 7,500.00		$ 35,000.00				
	Mt. View Room Floor replacement	$ 65,000.00	44				$ 65,000.00			
	Playground Development	$ 275,000.00	44				$ 275,000.00			
	ADA Playground Development	$ 26,000.00	24				$ 26,000.00			
	Wibit Addition	$ 15,234.00	44	$ 15,000.00	15,234.00	$ -				
	Electric Monument Sign	$ 43,568.00	44	$ 44,000.00	43,568.00					
	Electric Crank for BB Hoops	$ 45,500.00	44			$ 45,500.00				
	Track Floor Replacement	$ 149,000.00	44			$ -	$ 149,000.00			
	Climbing Wall	$ 45,000.00	44			$ 45,000.00				
	Consulting Fees- BB expansion	$ 100,000.00	44			$ 100,000.00				
	Field Light Upgrade -Strategic Plan	$ 3,500,000.00	44							$ 3,500,000.00
	Parking light replacement due to rust	$ 30,000.00	44			$ 30,000.00				
	Effis renovation	$ 12,000.00	44			$ 12,000.00				

	Park - Project Description	Total Amount	Fund	2025/2026 BUDGET	2025/2026 PROJECTED	2026/2027	2027/2028	2028/2029	2029/2030	2030/2031
	Wellness pool benches (a must with all parents standing)	$ 25,000.00	44			$ 25,000.00				
	Lap pool touch pads	$ 10,000.00	44			$ 10,000.00				
	Marley	$ 7,000.00	44			$ 7,000.00				
	Clean refinish Gym & racket court & aerobics room Floor	$ 5,000.00	44			$ 5,000.00				
	Replacement Life Guard Chairs	$ 4,000.00	44			$ 4,000.00				
	Total	**$ 7,636,640.00**		**$ 2,889,720.00**	**$ 2,467,840.00**	**$ 748,800.00**	**$ 665,000.00**	**$ 175,000.00**	**$ 40,000.00**	**$ 3,540,000.00**
Rand Park - ***Renovated 2023, next renovation 2042***										
	Field Light Upgrade -Strategic Plan	$ 100,000.00	44			$ -	$ 100,000.00			
	scoreboard replacement	$ 13,000.00	44	$ 13,000.00		$ 13,000.00				
	Tennis Courts\ Pickle Ball	$ 156,000.00	44	$ 156,000.00		$ 156,000.00				
	Ball Diamond Renovations (2)	$ 35,000.00	44	$ 30,000.00		$ 35,000.00				
	Corrral disposal of all debris	$ 15,000.00	44			$ 15,000.00				
	Total	**$ 319,000.00**		**$ 199,000.00**	**$ -**	**$ 219,000.00**	**$ 100,000.00**	**$ -**	**$ -**	**$ -**
Seminole Park - ***Renovated in 2018, next renovation 2037***										
	Pathway to West Field	$ 11,000.00	24	$ 11,000.00		$ 11,000.00				
	Paving	$ 50,000.00	44			$ 50,000.00				
	score board	$ 13,000.00	44	$ 13,000.00		$ 13,000.00				
	Total	**$ 74,000.00**		**$ 24,000.00**	**$ -**	**$ 74,000.00**	**$ -**	**$ -**	**$ -**	**$ -**
Sesquicentennial Park - Renovated in 2012, next renovation 2031										
	Repaving	$ 35,000.00	44	$ 35,000.00		$ 35,000.00				
	Total	**$ 35,000.00**		**$ 35,000.00**	**-**	**$ 35,000.00**	**$ -**	**$ -**	**$ -**	**$ -**
Sioux Park - ***Renovated in 2017, next renovation 2036***										
	Park Renovation	$ -	44							
	Total	**$ -**								
South Golf Cul De Sac Park - ***Renovated in 2026, next renovation 2045***										
	Playstructure	$ 50,000.00	44	$ 50,000.00		$ 50,000.00				
	Total	**$ 50,000.00**		**$ 50,000.00**	**$ -**	**$ 50,000.00**	**$ -**	**$ -**	**$ -**	**$ -**
Teton Park - Renovated in 2026, next renovation 2045										
	Playground renovation	$ 15,000.00	44	$ 15,000.00		$ 15,000.00				
	Total	**$ 15,000.00**		**$ 15,000.00**	**$ -**	**$ 15,000.00**	**$ -**	**$ -**	**$ -**	**$ -**
Tomahawk Park			44							
	Ball Diamond Renovation FY30/31 - 16,000									
West Park - ***Renovated in 2011, next renovation 2030***										
	Field Light Upgrade -Strategic Plan	$ -	44							TBD

	Park - Project Description	Total Amount	Fund	2025/2026 BUDGET	2025/2026 PROJECTED	2026/2027	2027/2028	2028/2029	2029/2030	2030/2031
	Park Renovation	$ 700,000.00	24			$ 700,000.00				
	Consulting and Grant Application	$ 80,000.00	24			$ 80,000.00				
	Field House Renovation	$ 140,000.00	44			$ 140,000.00				
	Fieldhouse Tuck-pointing	$ 25,000.00	44	$ 25,000.00		$ 25,000.00				
	Scoreboard	$ 13,000.00	44	$ 13,000.00		$ 13,000.00				
	Shed for Park RPZ	$ 7,500.00	44			$ 7,500.00				
	Total	**$ 965,500.00**		**$ 38,000.00**	**$ -**	**$ 965,500.00**	**$ -**	**$ -**	**$ -**	**$ -**
Winnebago Park - ***Renovated 2001 next renovation 2028***										
	Park Renovation	$ 250,000.00	44	$ 250,000.00				$ 250,000.00		
	Total	**$ 250,000.00**		**$ 250,000.00**	**-**	**$ -**	**$ -**	**$ 250,000.00**	**$ -**	**$ -**
Westfield Park - ***Renovated in 2017, next renovation in 2036***										
	Design & Construction	$ -	44							
	Total	**$ -**								
Westfield Gardens ***- Renovated in 2020, next renovation in 2039***										
	Professional Services	$ -								
	Total	**$ -**								
Willow Park - ***Renovated in 2009, next renovation in 2028***										
	Consulting	$ 15,000.00	44					$ 15,000.00		
	Park Renovation	$ 300,000.00	44					$ 300,000.00		
	Total	**$ 315,000.00**		**$ -**	**$ -**	**$ -**	**$ -**	**$ 315,000.00**	**$ -**	**$ -**
Woodlawn Park - ***Renovated in 2026, next renovation in 2045***										
	Basketball Court	$ 40,000.00	44			$ 40,000.00				
	Playground Renovation	$ 135,000.00	44	$ 135,000.00	135,000.00					
	ADA Playground Renovation	$ 30,000.00	24	$ 30,000.00	30,000.00					
	Total	**$ 205,000.00**		**$ 165,000.00**	**$ 165,000.00**	**$ 40,000.00**	**$ -**	**$ -**	**$ -**	**$ -**
General										
	Museum Emergency Repair	$ -	27	$ 5,000.00						
	Consultant Fees	$ 100,000.00	44	$ 100,000.00		$ 100,000.00				
	Debt Issuance Costs	$ 48,000.00	44	$ 8,000.00	8,000.00	$ 8,000.00	$ 8,000.00	$ 8,000.00	$ 8,000.00	$ 8,000.00
	ADA Equipment	$ 100,000.00	24	$ 20,000.00		$ 20,000.00	$ 20,000.00	$ 20,000.00	$ 20,000.00	$ 20,000.00
	Safety Surfacing	$ 133,000.00	24	$ 25,000.00	8,000.00	$ 25,000.00	$ 25,000.00	$ 25,000.00	$ 25,000.00	$ 25,000.00
	General Paving	$ 276,011.00	44	$ 55,000.00	1,011.00	$ 55,000.00	$ 55,000.00	$ 55,000.00	$ 55,000.00	$ 55,000.00
	General Park Improvements	$ -	44	$ 20,000.00						
	Miscellaneous Capital Equipment	$ 100,000.00	44	$ 20,000.00		$ 20,000.00	$ 20,000.00	$ 20,000.00	$ 20,000.00	$ 20,000.00
	Total	**$ 757,011.00**		**$ 253,000.00**	**$ 17,011.00**	**$ 228,000.00**	**$ 128,000.00**	**$ 128,000.00**	**$ 128,000.00**	**$ 128,000.00**
Vehicles										
	Vehicle Allowance	$ 17,500.00	44	$ 17,500.00	17,500.00					
	Vehicle 1 Supply Van- used	$ 30,000.00	44	$ 30,000.00	30,000					
	Vehicle 3 2015 Ford F450 Dump Truck FY28/29	$ 90,000.00	44					$ 90,000.00		

	Park - Project Description	Total Amount	Fund	2025/2026 BUDGET	2025/2026 PROJECTED	2026/2027	2027/2028	2028/2029	2029/2030	2030/2031
	Vehicle 4 2011 Chevy 3500 HD 4x4 P/U w Plow	$ 90,000.00	44				$ 90,000.00			
	New Tool Boxes for 7	$ 5,000.00	44			$ 5,000.00				
	Vehicle 8 2008 Chevy 3500 Covered Service Body	$ 90,000.00	44	$ 90,000.00	90,000.00					
	Vehicle 9 2006 Ford 250 Service Body Truck	$ 90,000.00	44	$ 90,000.00	90,000.00					
	Vehicle 12 2010 F350 4x4 Salt/Water Truck FY 29/30	$ 90,000.00	44						$ 90,000.00	
	Vehicle 13 2008 Chevy flat bed with lift gate	$ 80,000.00	44	$ 80,000.00	80,000.00					
	Vehicle 14 2010 Ford F450 Dump Truck	$ 90,000.00	44			$ 90,000.00				
	Vehicle 16 1997 Van Chevy 3500	$ 50,000.00	44	$ 50,000.00	50,000.00					
	Vehicle 18 2017 Ford F350 4x4 Dump Truck FY29/30	$ 90,000.00	44						$ 90,000.00	
	Vehicle 19 2009 Chevy 2500 HD 4x4 P/U w/Plow	$ 70,000.00	44			$ 70,000.00				
	Vehicle 20 2006 Chevy Dump Truck w/lift gate	$ 90,000.00	44			$ 90,000.00				
	Vehicle 23 2012 Chevy 3500 4WD P/U	$ 95,000.00	44				$ 95,000.00			
	Vehicle 24 2010 Ford F450 Dump Truck FY28/29	$ 90,000.00	44					$ 90,000.00		
	Vehicle 25 2011 Chevy 3500 HD P/U w/Plow	$ 95,000.00	44				$ 95,000.00			
	Vehicle 30 2009 GMC 3500 Service Body FY28/29	$ 90,000.00	44						$ 90,000.00	
	Total	**$ 1,342,500.00**		**$ 357,500.00**	**$ 357,500.00**	**$ 255,000.00**	**$ 280,000.00**	**$ 180,000.00**	**$ 270,000.00**	**$ -**
Equipment										
	Z-Turn Mower Replacements	$ 210,000.00	44	$ 35,000.00	35,000.00	$ 35,000.00	$ 35,000.00	$ 35,000.00	$ 35,000.00	$ 35,000.00
	Key Duplicator	$ 4,125.00	44	$ 4,125.00	4,125.00					
	Key Code Milling Machine	$ -	44	$ 3,000.00	-					
	Tractor 1 - Front End Loader WD	$ 75,000.00	44	$ 75,000.00	75,000.00					
	Bobcat UTV (PLCC)	$ 30,000.00	44	$ 30,000.00		$ 30,000.00				
	Genie Aerial Std Base Work Platform	$ 15,000.00	44			$ 15,000.00				
	Chipper Replacement	$ 100,000.00	44			$ 100,000.00				
	Landscape trailer 1	$ 15,000.00	44			$ 15,000.00				
	Kubota 1	$ 30,000.00	44			$ 30,000.00				
	Tractor 2 - Back Hoe	$ 105,000.00	44				$ 105,000.00			
	Landscape trailer 2	$ 16,000.00	44				$ 16,000.00			
	Kubota 2	$ 32,000.00	44				$ 32,000.00			
	Rodder 11/4" machine for sewers	$ 7,974.00	44	$ 8,500.00	7,974.00					
	Sewer Camera with locator	$ 17,792.00	44	$ 17,000.00	17,792.00					
	Toro 4000 Turf Mower 1	$ 45,000.00	44				$ 45,000.00			
	Ball Diamond Trailer	$ 16,000.00	44				$ 16,000.00			
	Total	**$ 718,891.00**		**$ 172,625.00**	**$ 139,891.00**	**$ 225,000.00**	**$ 249,000.00**	**$ 35,000.00**	**$ 35,000.00**	**$ 35,000.00**
	Grand Total	**$ 30,428,068.00**		**$ 10,431,162.00**	**$ 4,525,918.00**	**$ 9,534,650.00**	**$ 3,926,000.00**	**$ 3,092,000.00**	**$ 1,226,500.00**	**$ 7,542,000.00**
Budgeted Expenditures by Fund										
General Fund										
	Non-Capital Items	$ -	11							
Recreation Fund										
	Non-Capital Items	$ -	21							
Special Recreation Fund										
	Capital Items	$ 1,375,508.00	24	$ 326,800	$ 250,508	$ 894,000	$ 71,000	$ 45,000	$ 45,000	$ 70,000
Museum Fund										

	Park - Project Description	Total Amount	Fund	2025/2026 BUDGET	2025/2026 PROJECTED	2026/2027	2027/2028	2028/2029	2029/2030	2030/2031
	Non-Capital Items	$ -	27	$ 5,000	$ -					$ -
Capital Fund										
	Capital Items	$ 19,711,731.00	44	$ 8,264,594	$ 3,537,931	$ 5,775,800	$ 3,019,000	$ 1,800,500	$ 768,000	$ 4,810,500
Mystic Waters Fund										
	Capital Items	$ 2,516,784.00	51	$ 1,254,668	$ 250,184	$ 1,590,600	$ 220,500	$ 70,500	$ 70,500	$ 314,500
Lake Park Fund										
	Capital Items	$ 2,065,945.00	52	$ 154,000	$ 92,195	$ 572,750	$ 267,500	$ 27,500	$ 52,500	$ 1,053,500
Mt. View Adventure Center										
	Capital Items	$ 604,500.00	53	$ 121,600	$ 45,000	$ 108,500	$ 36,500	$ 371,500	$ 21,500	$ 21,500
Golf Center										
	Capital Items	$ 3,572,600.00	54	$ 304,500	$ 350,100	$ 593,000	$ 311,500	$ 777,000	$ 269,000	$ 1,272,000
Grand Total		**$ 29,847,068.00**		**$ 10,431,162**	**$ 4,525,918**	**$ 9,534,650**	**$ 3,926,000**	**$ 3,092,000**	**$ 1,226,500**	**$ 7,542,000**